

# CONTENTS

**Note:** When using the following pages to order replacement parts, please quote the full serial number of your machine.

<b>MAINFRAME, AXLE &amp; GUARDS</b>	
Main Frame	3.1
ROTO Axle Assembly	3.2
Guards	3.3
<b>DIGGER SECTION</b>	
Rubber Depth Roller Assemblies	4.1
Powered Depth Roller Assemblies	4.2
Ultrasonic Depth Control	4.3
Disc Coulter Assemblies	4.4
Powered Disc Coulter Assemblies	4.5
Share Assemblies for 2 Row Work	4.6
Share Assemblies for Bed Work	4.7
Haulm Intake Rollers	4.9
Anti Roll-back Flaps	4.10
Digger Web Assembly	4.11
Sieving Web Assembly	4.12
Agitator Assembly	4.13
Haulm Roller Assembly	4.14
<b>SEPARATOR FEED UNITS</b>	
Omega Feed Unit	5.1
Star Feed Unit	5.2
Star Feed Unit	5.3
Star Feed Unit	5.4
Feed Scroll Assembly	5.5
<b>OMEGA SEPARATORS</b>	
Front 3R Omega (237mm centres)	6.1
Rear 3R Omega (237mm centres)	6.2
Front 3R Omega (220mm centres)	6.3
Rear 4R Omega (220mm centres)	6.4
Front 3R Omega (220mm centres)	6.5
Rear 3R Omega (220mm centres)	6.6
2R Omega (behind 800mm roller table)	6.7
2R Omega (behind 975mm roller table)	6.8
6R Omega (237mm centres)	6.9
6R Omega (237mm - 220mm centres)	6.10
2R Omega (before 800mm roller table)	6.11
7R Omega (220mm centres)	6.12
Rear 4R Omega (237mm centres)	6.13
Rear 4R Omega (220mm centres)	6.14
Rear 5R Omega (220mm centres)	6.15
7R Omega (237mm centres)	6.16
7R Omega (237mm - 220mm centres)	6.17
8R Omega (220mm centres)	6.18
<b>STAR SEPARATORS</b>	
Starflow Separator (used with galaxy)	7.1
Starflow Separator (used with roller table)	7.2
Galaxy Star Separator (6 starshafts)	7.3
Galaxy Star Separator (4 starshafts)	7.4
<b>ROLLER TABLE / PRO-CLEAN SEPARATORS</b>	
Roller Table / Pro-clean Separator	8.1
Additional Components for Roller Tables	8.2
<b>SEPARATOR TRANSFER UNITS</b>	
Double Transfer Roller Unit	9.1
Triple Transfer Roller Unit	9.1
Omega Transfer Roller Unit (with clod roller)	9.2
Omega Transfer Roller Unit	9.3
Steel Transfer Roller Unit	9.4

# CONTENTS

## DISCHARGE SECTION

Fixed Spreader Web (1125mm elevator)	10.1
Fixed Spreader Web (1300mm elevator)	10.2
1125mm Discharge Elevator	10.4
1300mm Discharge Elevator	10.5
Linked Spreader Web (1125mm elevator)	10.7
Linked Spreader Web (1300mm elevator)	10.8

## INPUT DRIVES, HYDRAULICS & ELECTRICS

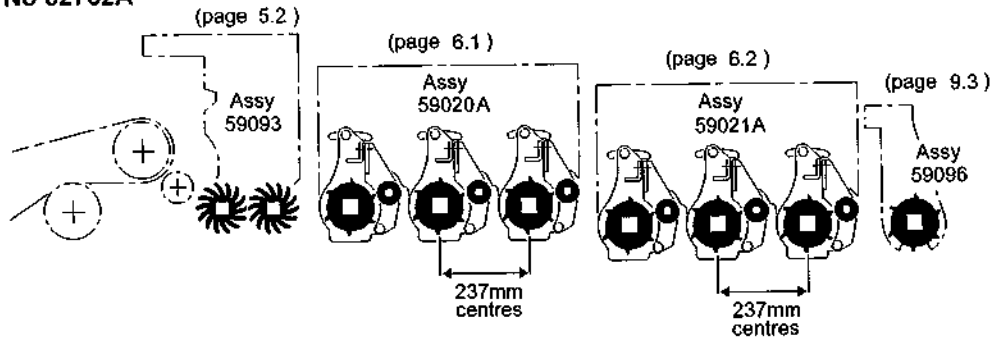
PTO Shaft Assembly	11.1
Front Gearbox Assemblies	11.2
Tractor Powered Hydraulics	11.3
Powered Axle Hydraulics	11.4
Web Hydraulics	11.5
Separator Hydraulics	11.6
Electrical Assembly	11.7
Road Lights Assembly	11.8

## OPTIONS

Rear Step Ladder	12.1
Rear Inspection Platform	12.2
In-line Picking Tables (machines prior to serial no. T2-251)	12.3
In-line Canopy kits (machines prior to serial no. T2-251)	12.4
Easi-pic Table	12.5
Easi-pic Canopy	12.6
Haulm Elevator Assembly	12.7
Haulm Elevator Transfer Web (1300mm discharge elevator)	12.8
Haulm Elevator Spreader Web (1300mm discharge elevator)	12.9
Sweeping Clod Fingers	12.10
Manual Clod Mat Assemb	12.11
Electric Clod Mat Assembly	12.11
Restrictor Brush Kits	12.12
Web Cleaner Kits	12.13
Elevator Rest Kit	12.14
Elevator Auto-height Control Kit	12.15
Fall Breaker Kits	12.16
Windrow Kits	12.17
Hydraulically Driven Windrow Kit	12.18
Onion Depth Wheels	12.19
Onion Shares	12.20
Onion Baffle Kit	12.21
3rd Web Unit	12.23
Onion Deflector Kit	12.24
In-line Picking Table (2 pickers) (machines from serial no. T2-251)	12.25
In-line Picking Table (4 pickers) (machines from serial no. T2-251)	12.26
In-line Canopy Kit (2 pickers) (machines from serial no. T2-251)	12.28
In-line Canopy Kit (4 pickers) (machines from serial no. T2-251)	12.29
Bulb Lifting Kit	12.30
Haulm Elevator Transfer Web (1125mm discharge elevator)	12.31
Haulm Elevator Spreader Web (1125mm discharge elevator)	12.32

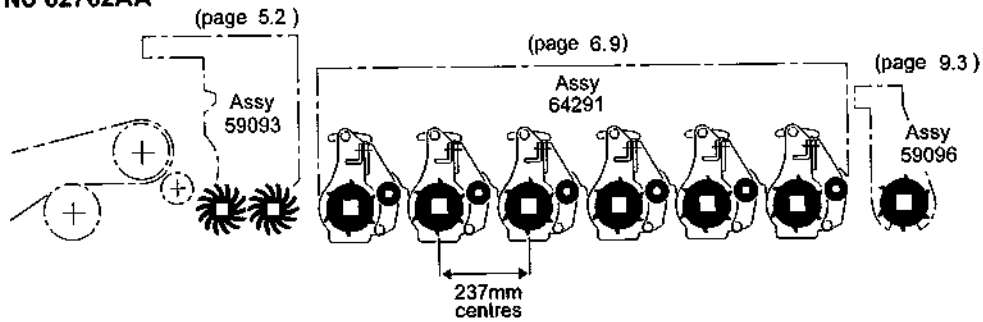
# CONTENTS

## STAR FEED - 3R OMEGA - 3R OMEGA - OMEGA TRANSFER Assy No 62762A

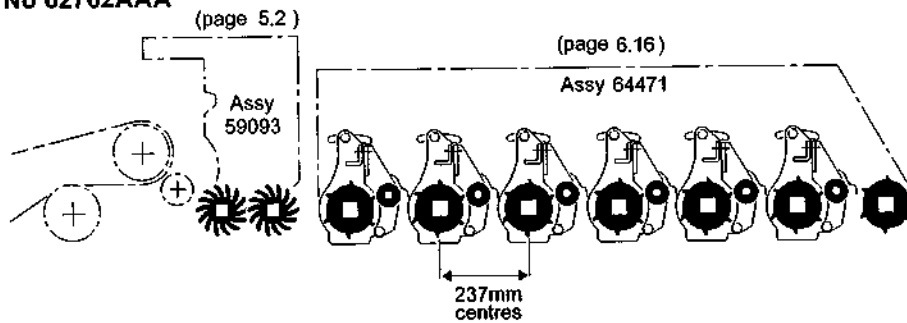


T2-SP239

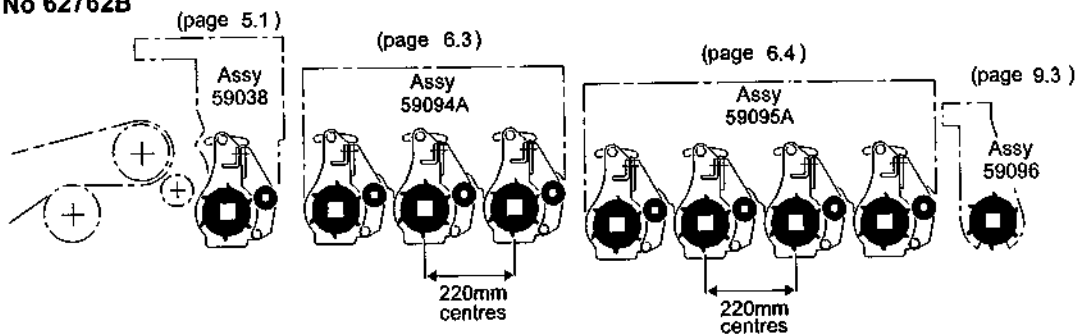
## STAR FEED - 6R OMEGA - OMEGA TRANSFER Assy No 62762AA



## STAR FEED - 7R OMEGA (linked to spreader) Assy No 62762AAA

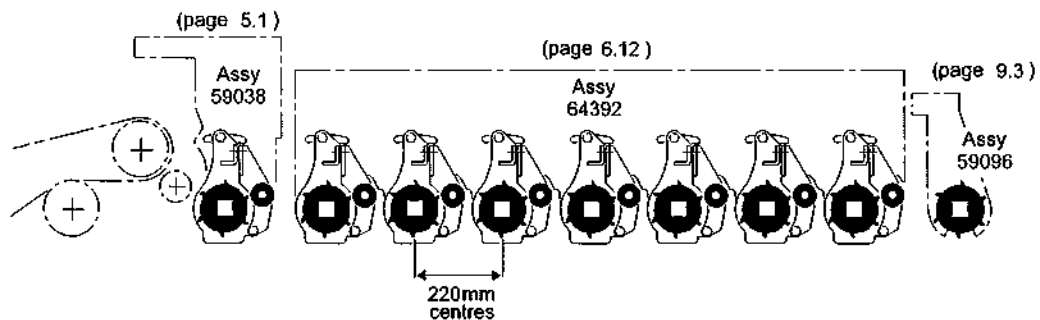


## OMEGA FEED - 3R OMEGA - 4R OMEGA - OMEGA TRANSFER Assy No 62762B



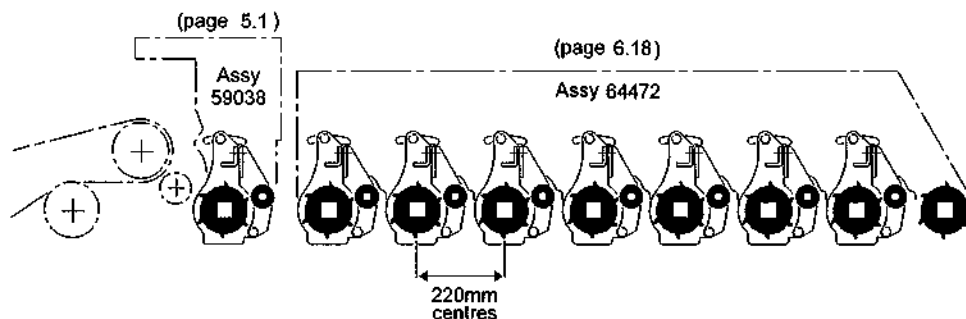
# CONTENTS

## OMEGA FEED - 7R OMEGA - OMEGA TRANSFER Assy No 62762BB

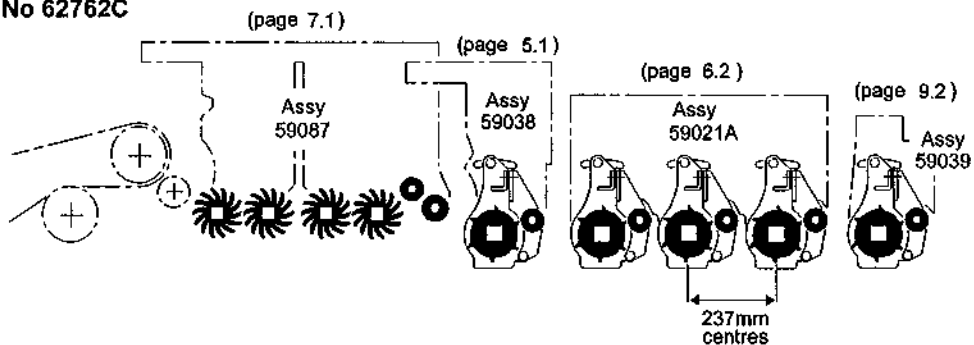


T2-SP23

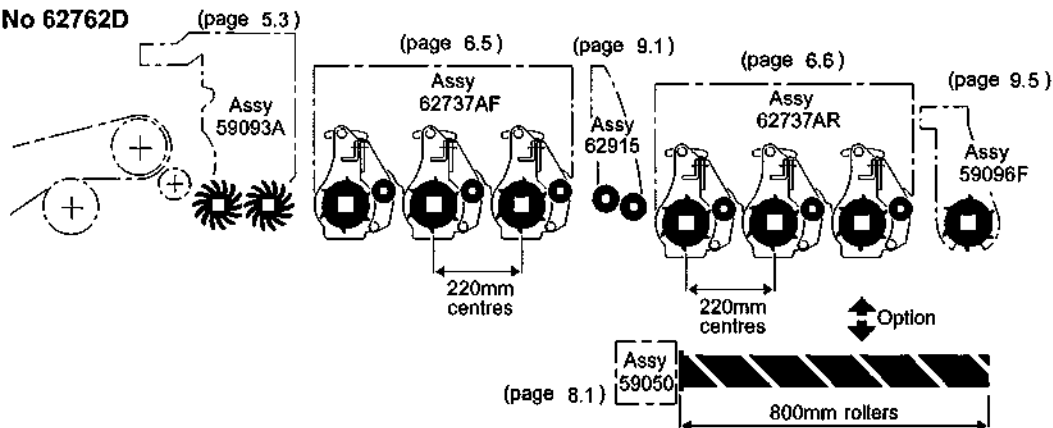
## OMEGA FEED - 8R OMEGA (linked to spreader) Assy No 62762BBB



## STARFLOW - OMEGA FEED - 3R OMEGA - OMEGA TRANSFER Assy No 62762C



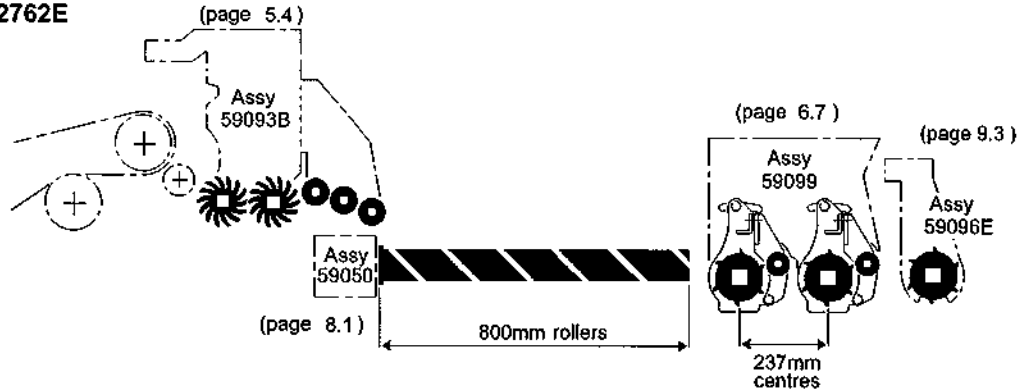
## STAR FEED - 3R OMEGA - 4R OMEGA / 800mm ROLLER TABLE Assy No 62762D



# CONTENTS

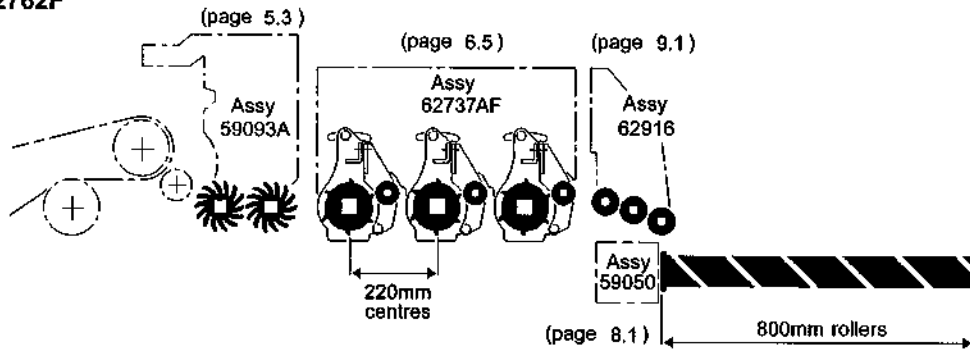
## STAR FEED - 800mm ROLLER TABLE - 2R OMEGA - OMEGA TRANSFER

Assy No 62762E



## STAR FEED - 3R OMEGA - 800mm ROLLER TABLE

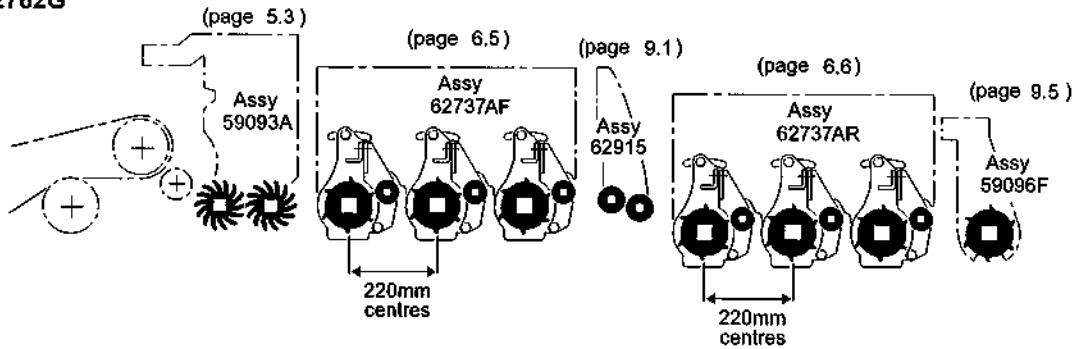
Assy No 62762F



TZ-SP246

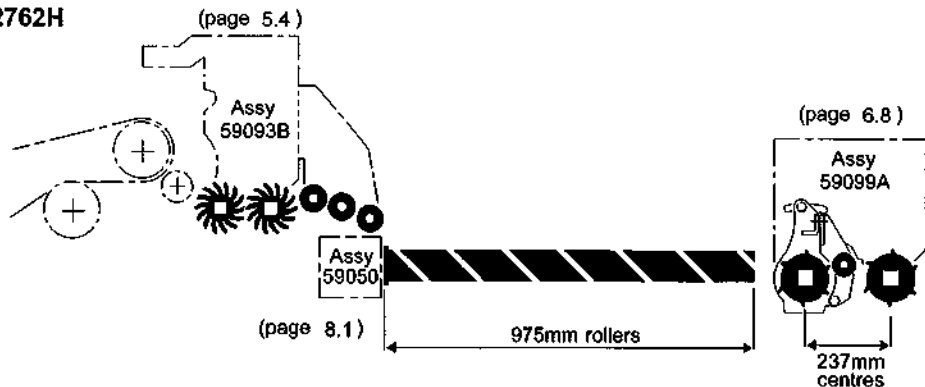
## STAR FEED - 3R OMEGA - 4R OMEGA

Assy No 62762G



## STAR FEED - 975mm ROLLER TABLE - 2R OMEGA

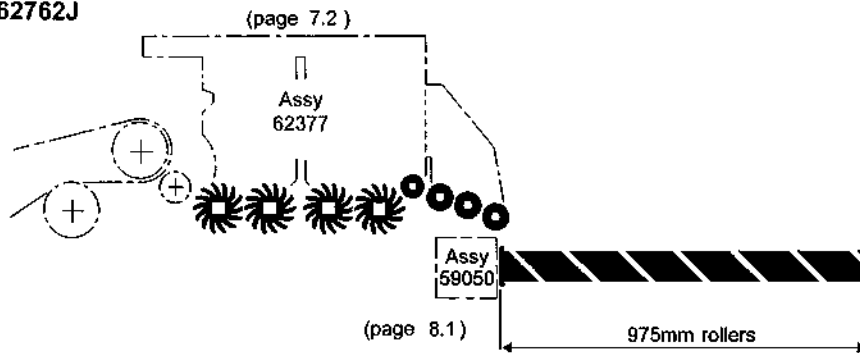
Assy No 62762H



# CONTENTS

## STARFLOW - 975mm ROLLER TABLE

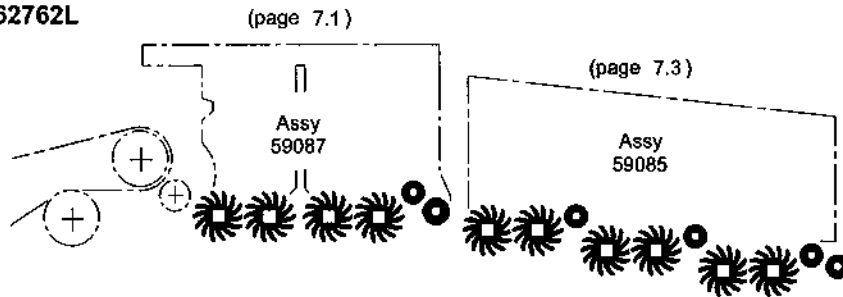
Assy No 62762J



T2-SP173

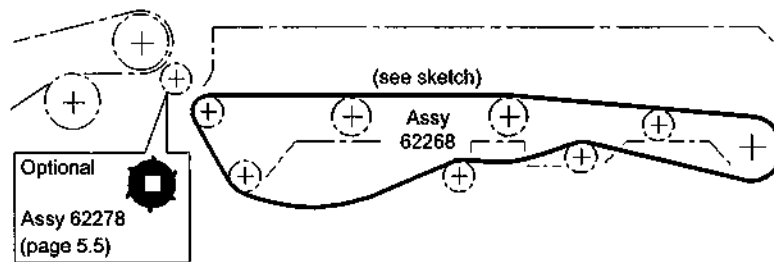
## STARFLOW - GALAXY

Assy No 62762L



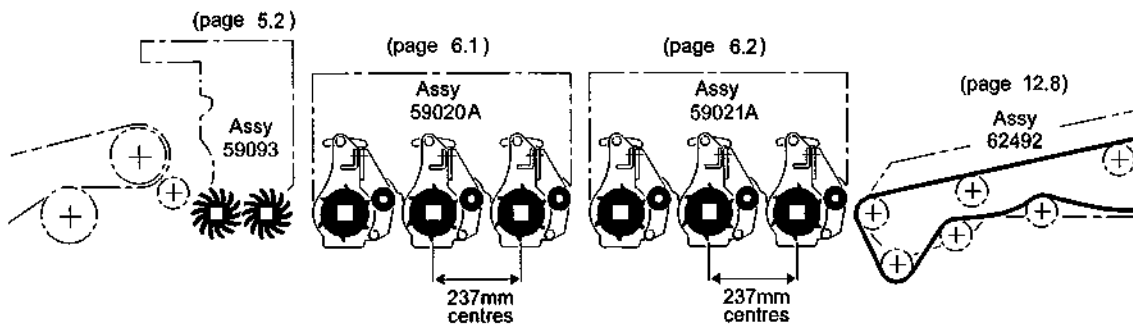
## 3rd WEB

Assy No 62762M



## STAR FEED - 3R OMEGA - 3R OMEGA - HAULM ELEVATOR TRANSFER WEB

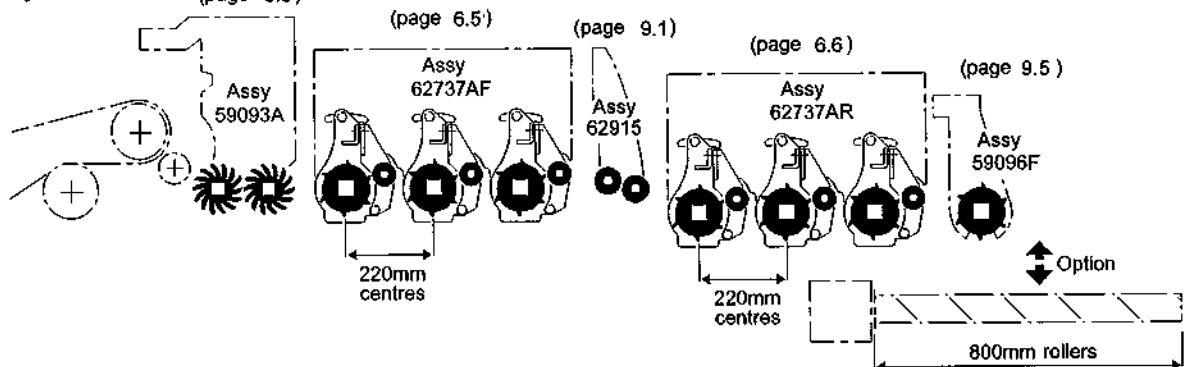
Assy No 62762N



# CONTENTS

## STAR FEED - 3R OMEGA - 4R OMEGA OR CUSTOMERS OWN 800mm ROLLER TABLE

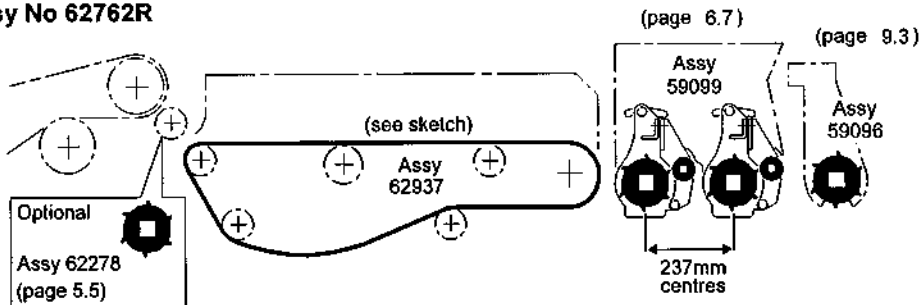
Assy No 62762P (page 5.3)



TZ-5P262

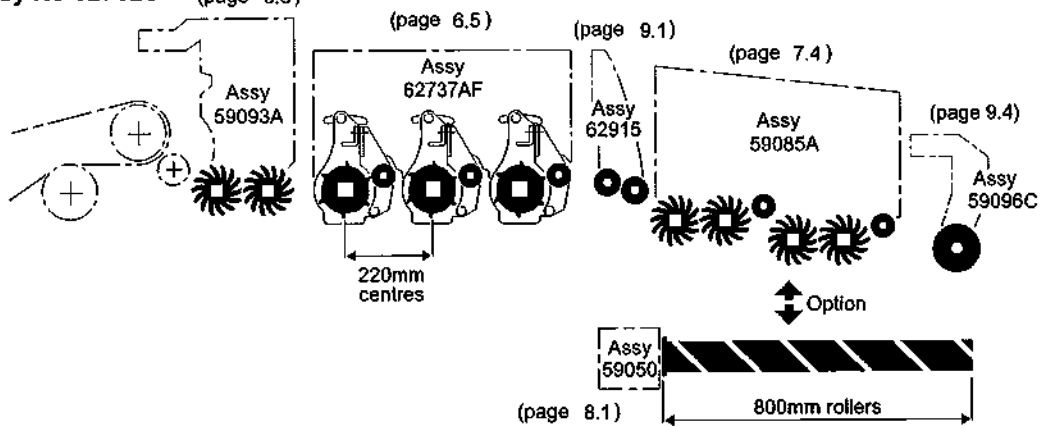
## 3RD WEB - 2R OMEGA - OMEGA TRANSFER

Assy No 62762R



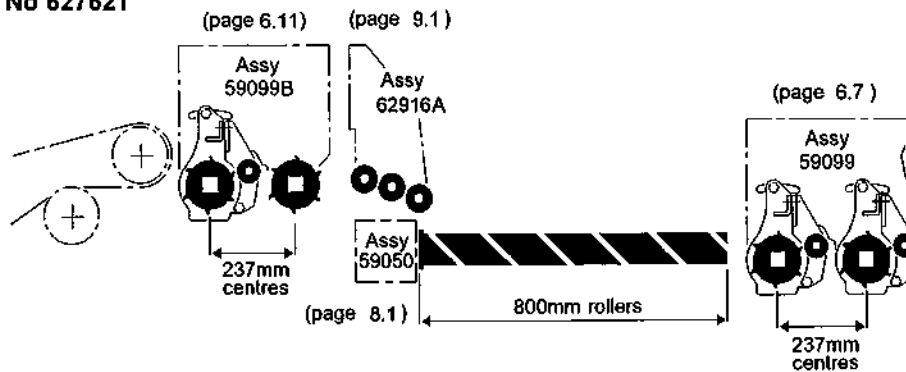
## STARFEED - 3R OMEGA - GALAXY / 800mm ROLLER TABLE

Assy No 62762S (page 5.3)



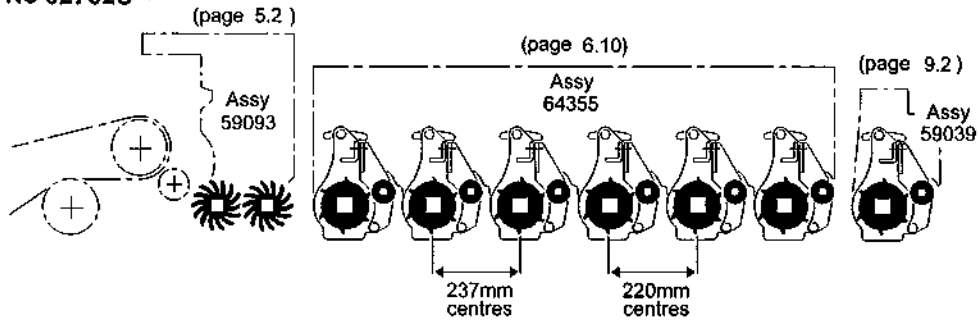
## 2R OMEGA - 800mm ROLLER TABLE - 2R OMEGA

Assy No 62762T



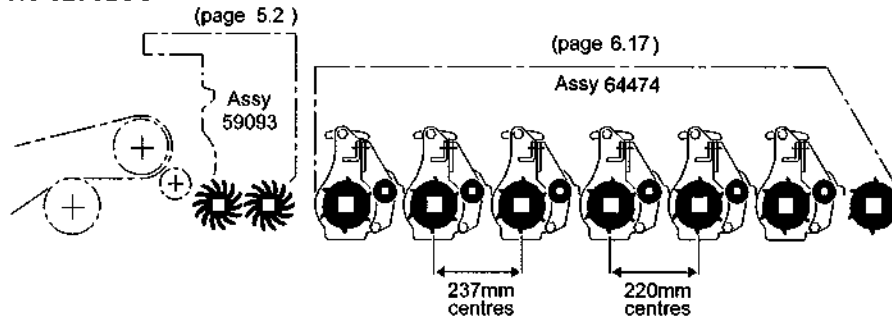
# CONTENTS

## STAR FEED - 6R OMEGA - OMEGA TRANSFER Assy No 62762U

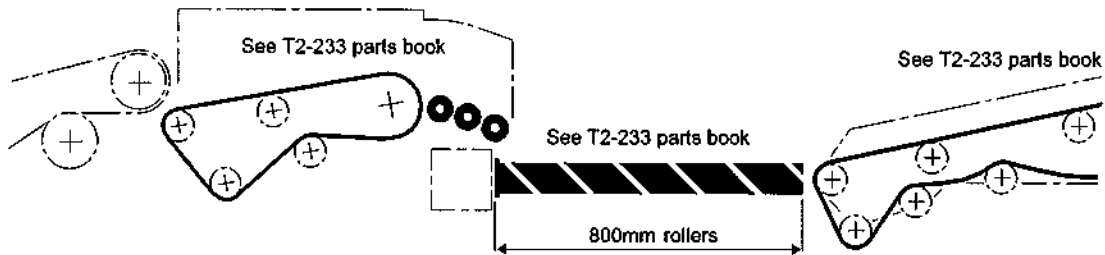


T2-SP294

## STAR FEED - 7R OMEGA (linked to spreader) Assy No 62762UU



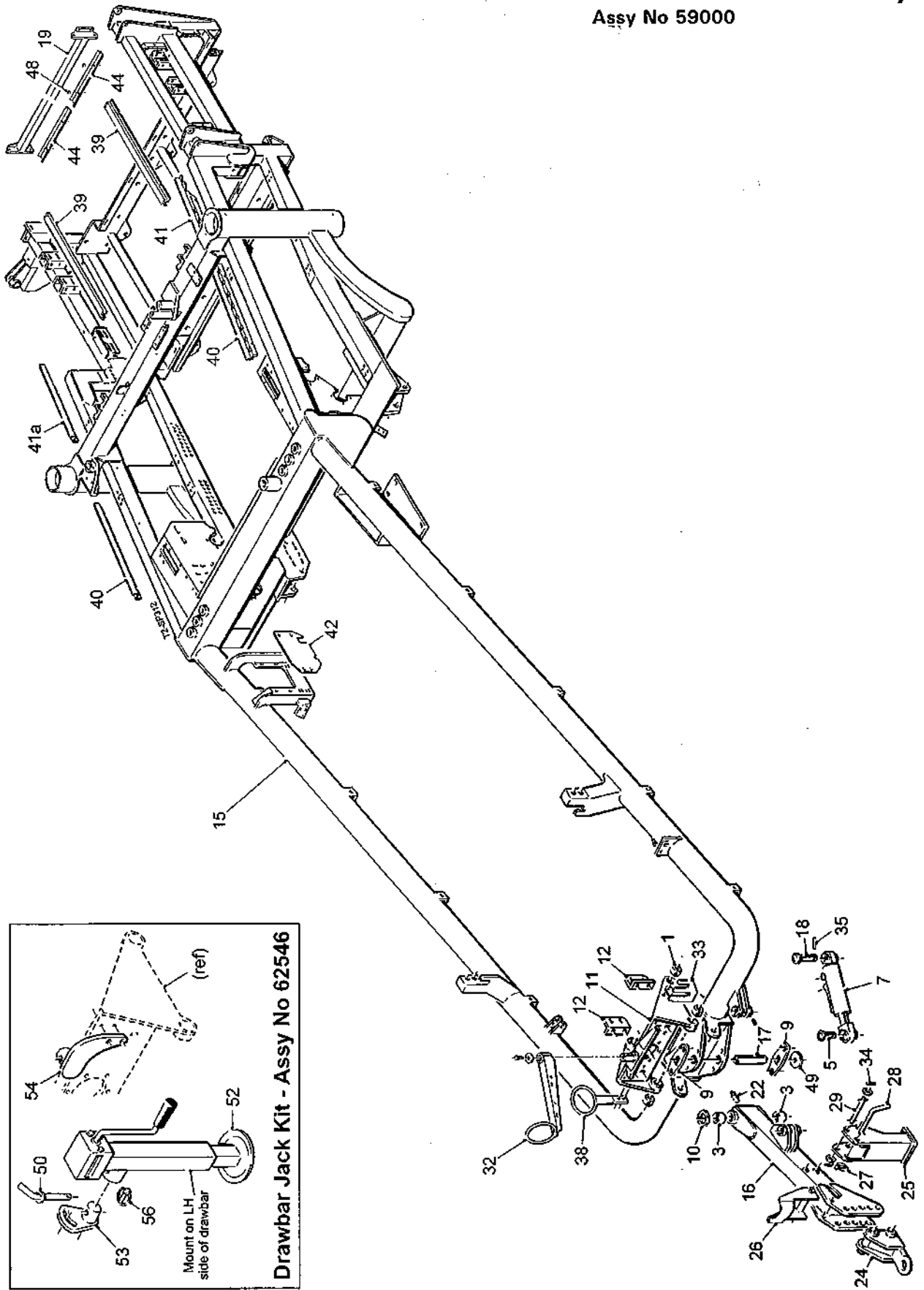
## 3RD WEB - 800mm ROLLER TABLE - HAULM ELEVATOR TRANSFER WEB Assy No 62762V





Machines from Serial No T2-210

Main Frame Assembly  
Assy No 59000



**3.1a****T2 SPARE PARTS**

Machines from Serial No T2-210

**Main Frame Assembly**

Assy No 59000

Item	Part No.	Description	Qty.	Remarks
1	42091	Bush	4	
2				
3	44189	Nylon Bush	2	
4				
5	46391	Ram Pin	1	
6				
7	59626	Hydraulic Ram	1	
8				
9	56120	Pin Keep Plate	2	
10	56121	Thrust Washer	1	
11	56275	Gearbox Mounting	1	
12	56529	Gearbox Support Angle	2	
13				
14				
15	59100	Main Frame	1	1125mm wide Elevator
	59100W	Main Frame	1	1300mm wide Elevator
	59100EW	Main Frame	1	1500mm wide Elevator
16	59101	Drawbar	1	
17	59102	Pivot Pin	1	
18	59366	Ram Pin	1	
19	59686	Tie Beam	1	
20				
21				
22	GS411	1/8"BSP Angled Grease Nipple	1	
23				
24	RPA610.300014	Drawbar Eye	1	
25	RPA610.307369	Stand	1	
26	59682	PTO Rest	1	
27	RPF232.060000	Linch Pin	1	
28	RPM146.305150	Pin	1	
29	RPM146.307375	Pin	1	
30				
31				
32	59666	Hose Support Arm	1	
33	59667	Hose Support Plate	1	
34	22067006/030	Ø6x30 Roll Pin	2	
35	22067006/040	Ø6x40 Roll Pin	2	
36				
37				
38	62925	Hose Support Ring	1	
39	62926	Cable Conduit	2	1125mm wide Elevator
	62926W	Cable Conduit	2	1300mm wide Elevator
	62926EW	Cable Conduit	2	1500mm wide Elevator
40	62928F	Hose Support Tray Front	2	
41	62928LHR	Hose Support Tray Rear LH	1	Part was 62928R
41a	62928RHR	Hose Support Tray Rear RH	1	Part was 62928R
42	64751	Valve Shield	1	Prior to T2-251 was 62974
43				
44	64008	Cable Tray	2	
45				
46				
47				

**T2 SPARE PARTS****3.1b**

Machines from Serial No T2-210

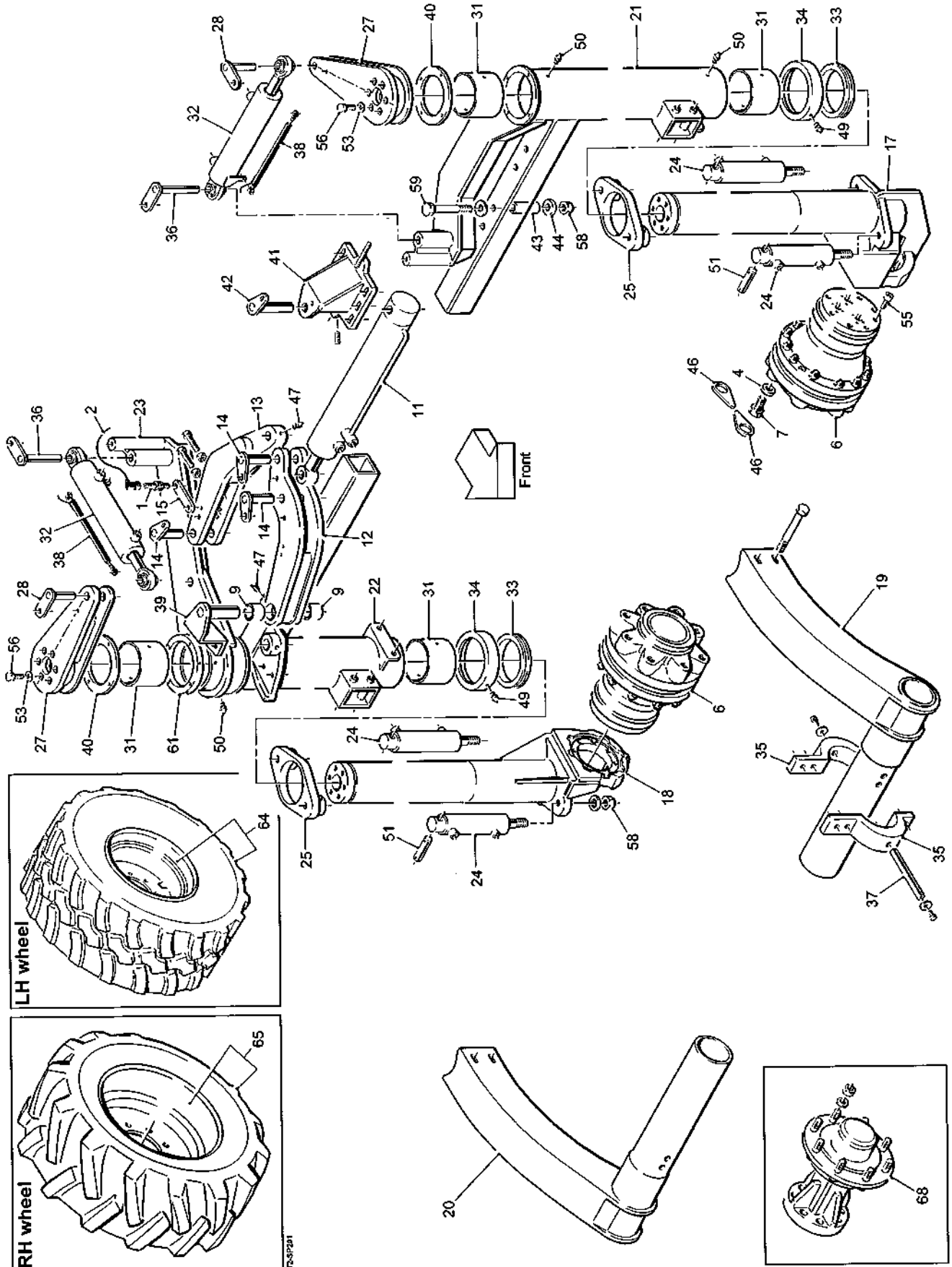
**Main Frame Assembly****Assy No 59000**

Item	Part No.	Description	Qty.	Remarks
48	SS012006/010	Steel Spacer	4	
49	SS070017/005	Steel Spacer	1	
		<b>Drawbar Jack Kit Consists Of:</b>		
50	62546	Locking Pin	1	
51	41060			
52		Drawbar Jack	1	
53	61024	Jack Mounting Bracket	1	
54	62246	Jack Stowage Bracket	1	
55	62247			
56		Ø6mm Linchpin	1	
	REK215			



Machines from Serial No T2-210

## ROTO Axle Assembly Assy No 59002A



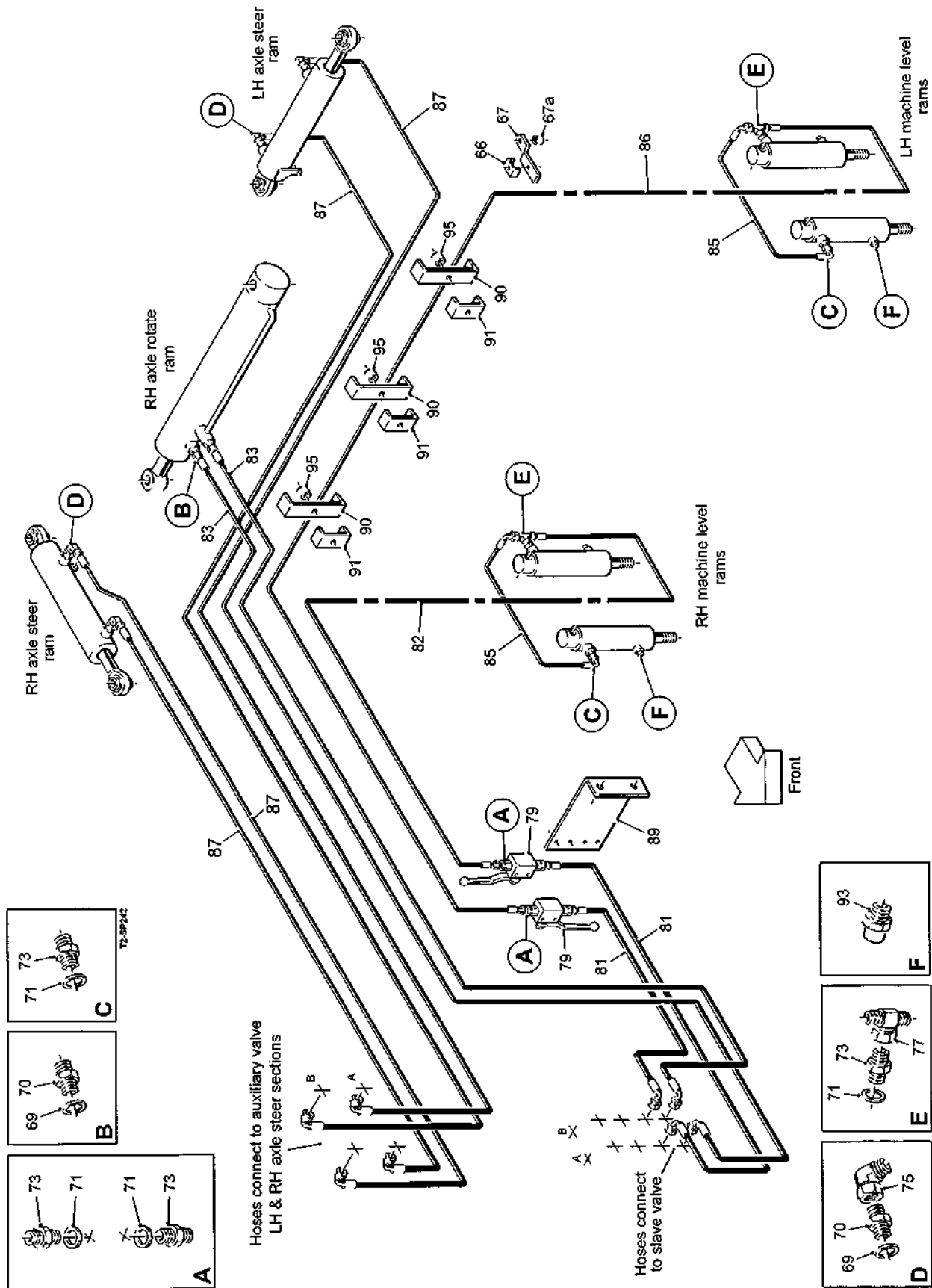
# 3.2a

# T2 SPARE PARTS

Machines from Serial No T2-210

## ROTO Axle Assembly

Assy No 59002A



**T2 SPARE PARTS****3.2b**

Machines from Serial No T2-210

**ROTO Axle Assembly**

Assy No 59002A

Item	Part No.	Description	Qty.	Remarks
1	41504	Proximity Sensor	1	
2	32037/2	90° Sensor Cable (5m)	1	
3				
4	44191	Wheel Washer	16	
5				
6	46103	Wheel Motor (without brakes)	2	Powered axle only
	59109	Wheel Motor (with brakes)	2	Powered axle only
7	46181	M20 Wheel Bolt	16	
8				
9	52046	Nylon Bush	2	
10				
11	56333	Hydraulic Ram	1	
12	56337	Ram Link	1	
13	56338	Back Link	1	
14	56349	Link Pivot Pin	3	
15	56539	Reverse Sensor Mounting	1	
16				
17	59969B	Axle Leg LH	1	
18	59969	Axle Leg RH	1	
19	59971A	Axle Arm LH	1	
20	59972A	Axle Arm RH	1	
21	59973B	Axle Tube LH	1	
22	59974A	Axle Tube RH	1	
23	59977	Ram Arm	1	
24	59979	Hydraulic Ram	4	
25	59980	Ram Mount	2	
26				
27	59981A	Steer Arm	2	
28	59996	Steer Arm Pin	2	
29				
30				
31	62020	Axle Bush	4	
32	62088A	Hydraulic Ram	2	
33	62135	Thrust Bearing	2	
34	62136	Bearing Shroud	2	
35	62149	Axle Clamp	4	
36	62154A	Ram Pivot Pin	2	
37	62158	Axle Pin	2	
38	62329	Linear Potentiometer	2	
39	62476	Retaining Bracket	1	
40	62503	Bush Retaining Ring	2	
41	62917	Ram Mounting Bracket	1	
42	62918	Ram Pivot Pin	1	
43	62164	Clamp Spacer	4	
44	62165	Clamp Washer	4	
45				
46	BE09-070	Wheel Nut Indicator	16	
47	GS411	1/8" BSP Angled Grease Nipple	2	
48				
49	RPC648.061000	M6x1.00 Straight Grease Nipple	2	
50	RPC648.081250	M8x1.25 Straight Grease Nipple	5	
51	RPM146.310853	Pin	4	
52				
53	23255	M18 Spherical Spring Washer	12	

## 3.2c

## T2 SPARE PARTS

Machines from Serial No T2-210

## ROTO Axle Assembly


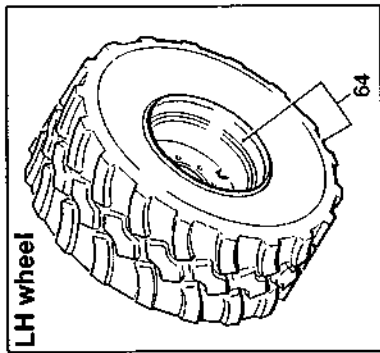
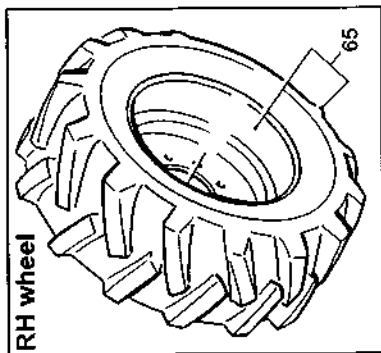
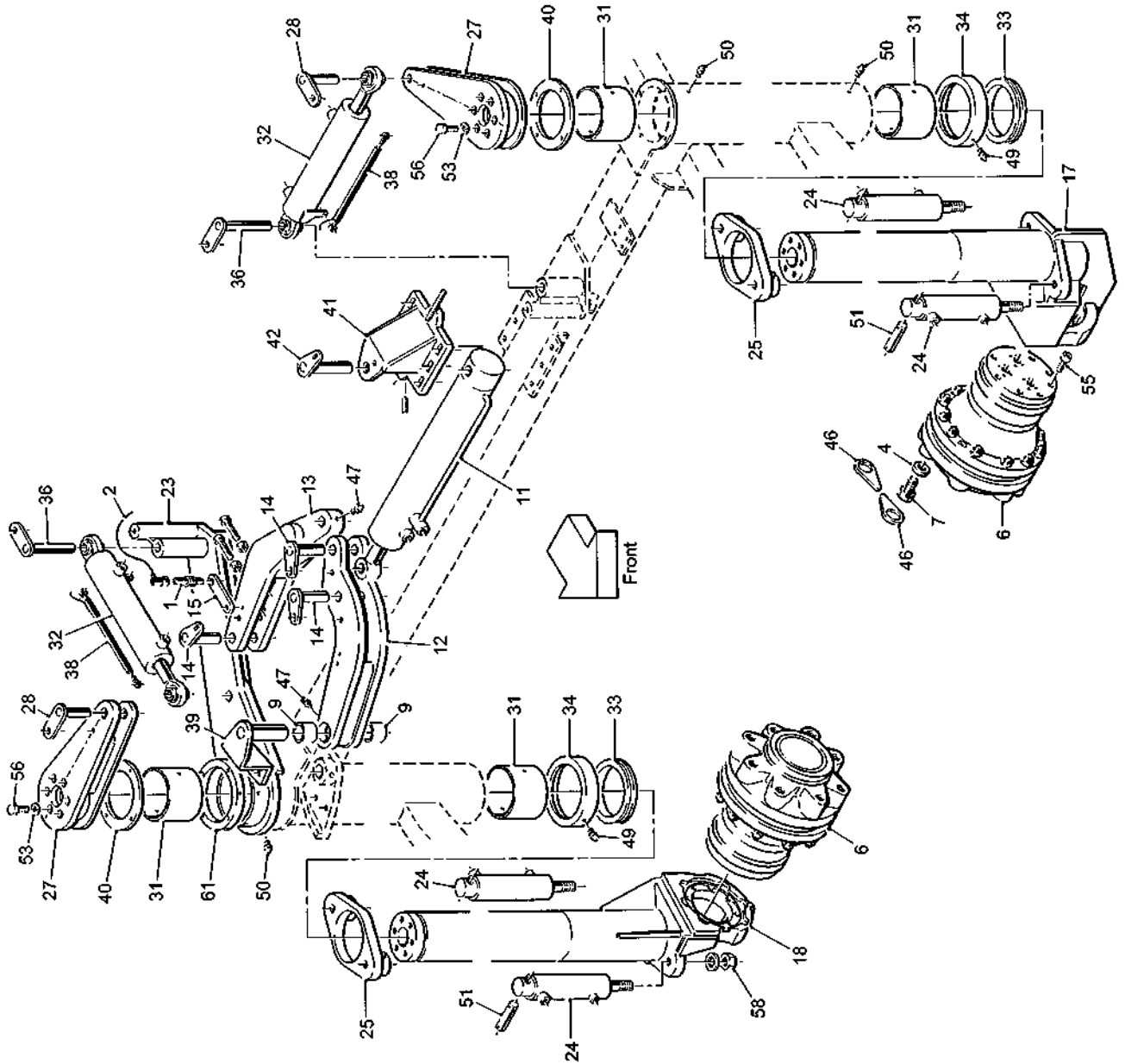
Assy No 59002A

Item	Part No.	Description	Qty.	Remarks
54				
55	22015016/060	M16x60 Socket Head Cap Screw	16	
56	22123018/050	M18x50 Setscrew	12	
57				
58	22041024	M24 Nyloc Nut	8	
59	22012024/170	M24x170 Bolt	4	
60				
61	64005	Retaining Ring	1	
62				
63				
64	59745P	LH Wheel Assembly 560/60 R22.5	1	Mitas
	64095P	LH Wheel Assembly 550/60-22.5	1	
	64095NP	LH Wheel Assembly 550/60-22.5	1	Non-powered axle
65	62477	RH Wheel Assembly 420/70 R24	1	
	64096P	RH Wheel Assembly 550/60-22.5	1	
	64096NP	RH Wheel Assembly 550/60-22.5	1	Non-powered axle
66	62401	Pipe Clamp	2	Non-powered axle
67	64041	Clamp Mount	2	Non-powered axle
67a	SS025009/025	Steel Spacer	2	Non-powered axle
68	62294	Stub Axle Assembly	2	Non-powered axle
		<b>Hydraulic Components Consist Of:</b>		
69	11125	3/8"BSP Dowty Seal	6	
70	11336	1/4"BSPx3/8"BSP M M Adaptor	6	
71	11337	1/4"BSP Dowty Seal	8	
72				
73	12316	1/4"BSP M M Adaptor	8	
74				
75	32474	1/4"BSP M F Compact 90°Adaptor	4	
76				
77	37199	1/4"BSP M M F Tee	2	
78				
79	41485	1/4"BSP Shut-Off Valve	2	
80				
81	32890	1/4"Hose Assembly (1500mm)	2	
82	60351	1/4"Hose Assembly (7350mm)	1	
83	60352	1/4"Hose Assembly (4000mm)	2	
84				
85	60605	1/4"Hose Assembly (560mm)	2	
86	60606	1/4"Hose Assembly (8150mm)	1	
87	60596	1/4"Hose Assembly (4600mm)	4	
88				
89	62539	Valve Mounting Bracket	1	
90	62764	Pipe Clamp	3	
91	62401	Pipe Clamp	3	
92				
93	RPP500.202000	1/8"BSP Muffler	4	
94				
95	SS013009/020	Steel Spacer	3	



Machines from Serial No T2-239

## ROTO Axle Assembly Assy No 59002A



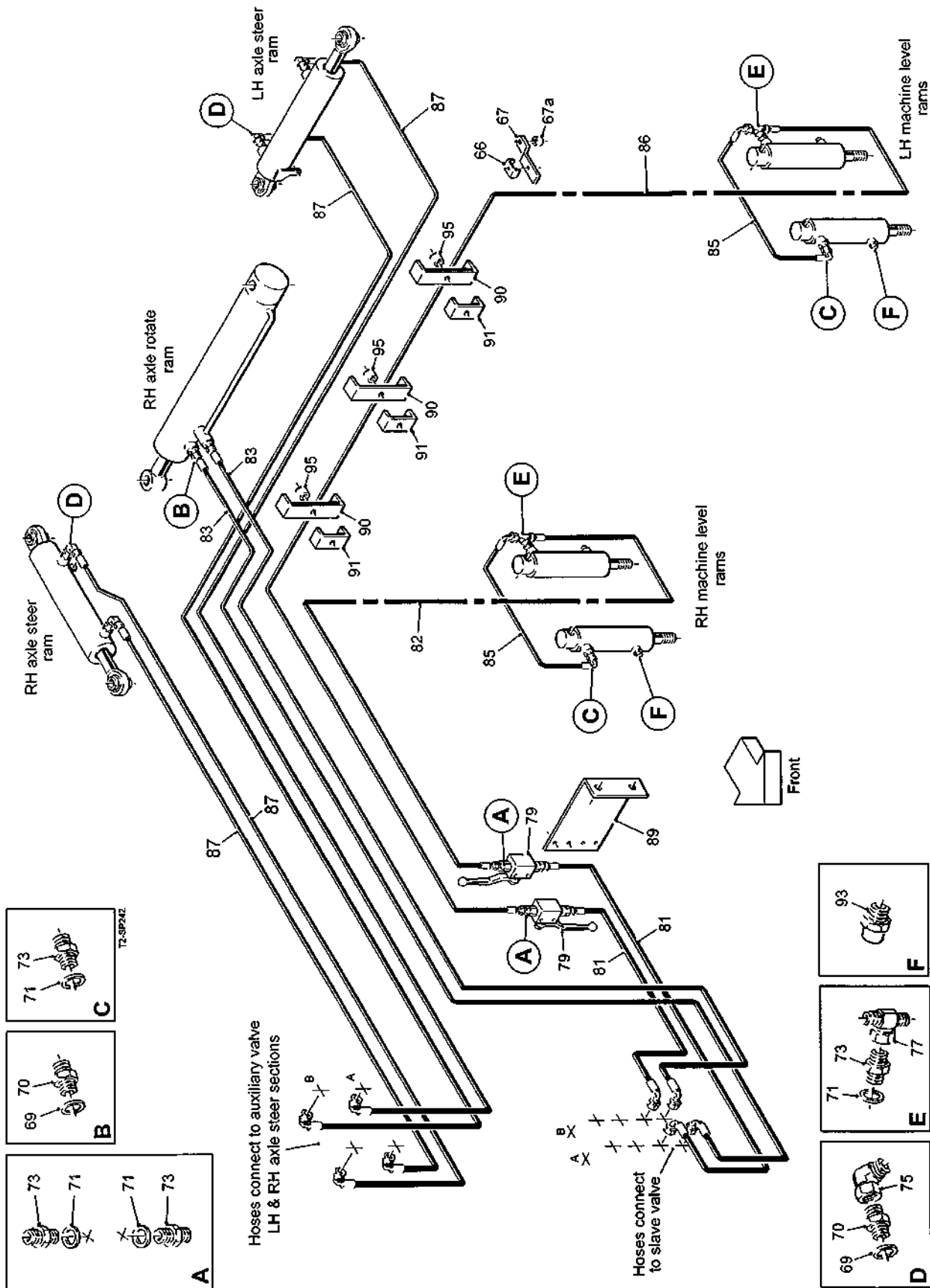
# 3.2a

# T2 SPARE PARTS

Machines from Serial No T2-239

## ROTO Axle Assembly

Assy No 59002A



**T2 SPARE PARTS****3.2b**

Machines from Serial No T2-239

**ROTO Axle Assembly****Assy No 59002A**

Item	Part No.	Description	Qty.	Remarks
1	41504	Proximity Sensor	1	
2	32037/2	90° Sensor Cable (5m)	1	
3				
4	44191	Wheel Washer	16	
5				
6	46103	Wheel Motor (without brakes)	2	Powered axle only
	59109	Wheel Motor (with brakes)	2	Powered axle only
7	46181	M20 Wheel Bolt	16	
8				
9	52046	Nylon Bush	2	
10				
11	56333	Hydraulic Ram	1	
12	56337	Ram Link	1	
13	56338	Back Link	1	
14	56349	Link Pivot Pin	3	
15	56539	Reverse Sensor Mounting	1	
16				
17	64480	Axle Leg LH	1	
18	64481	Axle Leg RH	1	
19				
20				
21				
22				
23	59977	Ram Arm	1	
24	59979	Hydraulic Ram	4	
25	59980	Ram Mount	2	
26				
27	59981A	Steer Arm	2	
28	59996	Steer Arm Pin	2	
29				
30				
31	62020	Axle Bush	4	
32	62088A	Hydraulic Ram	2	
33	62135	Thrust Bearing	2	
34	62136	Bearing Shroud	2	
35				
36	62154A	Ram Pivot Pin	2	
37				
38	62329	Linear Potentiometer	2	
39	62476	Retaining Bracket	1	
40	62503	Bush Retaining Ring	2	
41	62917	Ram Mounting Bracket	1	
42	62918	Ram Pivot Pin	1	
43				
44				
45				
46	BE09-070	Wheel Nut Indicator	16	
47	GS411	1/8" BSP Angled Grease Nipple	2	
48				
49	RPC648.061000	M6x1.00 Straight Grease Nipple	2	
50	RPC648.081250	M8x1.25 Straight Grease Nipple	5	
51	RPM146.310853	Pin	4	
52				
53	23255	M18 Spherical Spring Washer	12	

Machines from Serial No T2-239


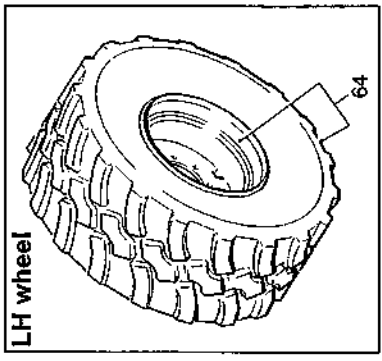
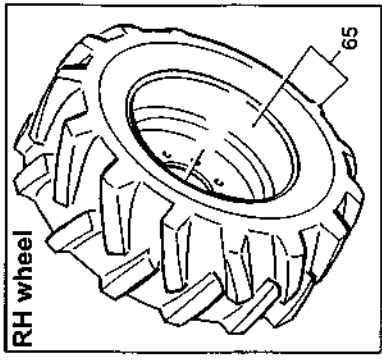
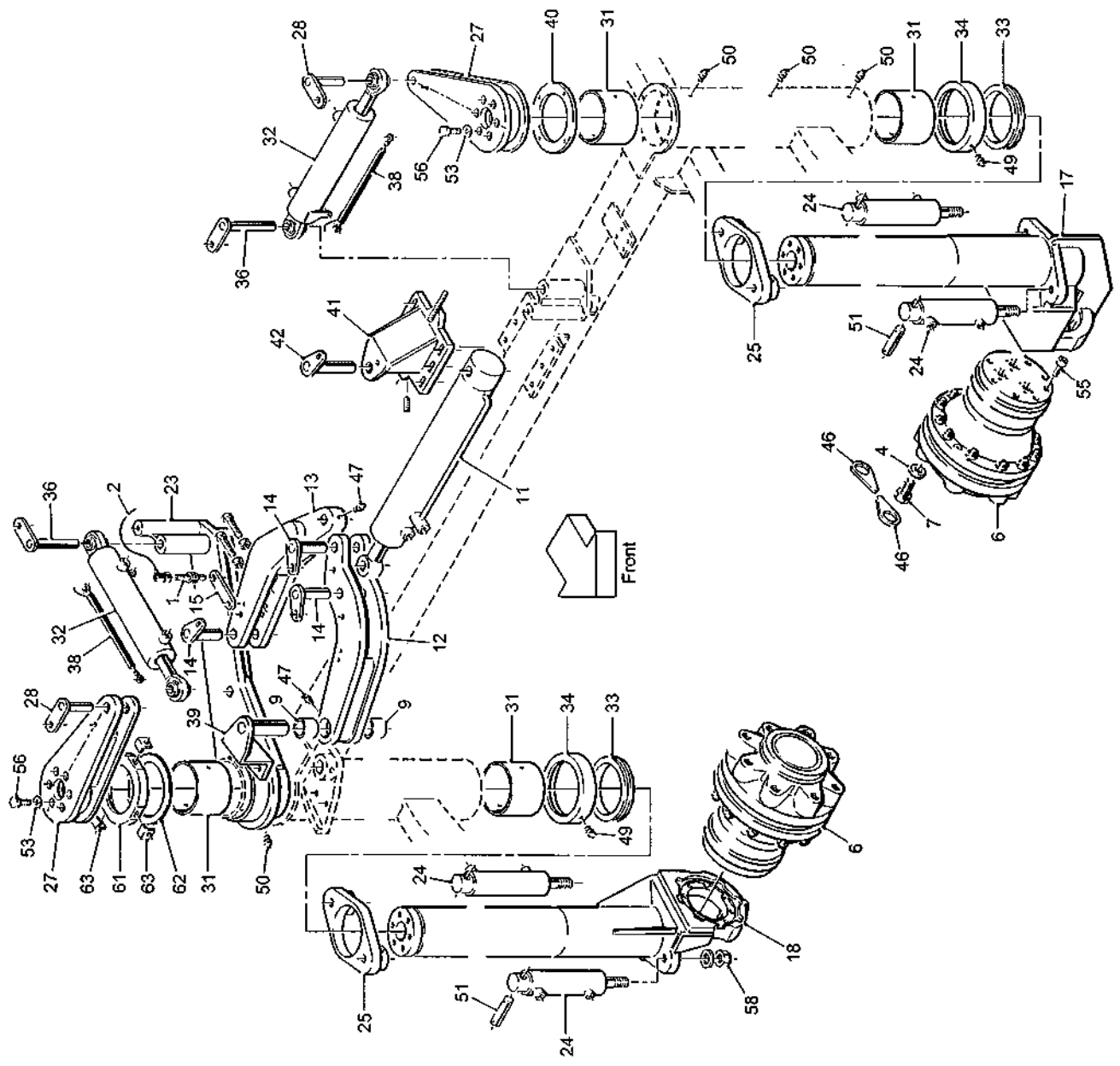
## ROTO Axle Assembly

Assy No 59002A

Item	Part No.	Description	Qty.	Remarks
54				
55	22015016/060	M16x60 Socket Head Cap Screw	16	
56	22123018/050	M18x50 Setscrew	12	
57				
58	22041024	M24 Nyloc Nut	4	
59				
60				
61	64005	Retaining Ring	1	
62				
63				
64	59745P	LH Wheel Assembly 560/60 R22.5	1	Mitas
	64095P	LH Wheel Assembly 550/60-22.5	1	
	64095NP	LH Wheel Assembly 550/60-22.5	1	Non-powered axle
65	62477	RH Wheel Assembly 420/70 R24	1	
	64096P	RH Wheel Assembly 550/60-22.5	1	
	64096NP	RH Wheel Assembly 550/60-22.5	1	Non-powered axle
66	62401	Pipe Clamp	2	Non-powered axle
67	64041	Clamp Mount	2	Non-powered axle
67a	SS025009/025	Steel Spacer	2	Non-powered axle
68	62294	Stub Axle Assembly	2	Non-powered axle
		<b>Hydraulic Components Consist Of:</b>		
69	11125	3/8"BSP Dowty Seal	6	
70	11336	1/4"BSPx3/8"BSP M M Adaptor	6	
71	11337	1/4"BSP Dowty Seal	8	
72				
73	12316	1/4"BSP M M Adaptor	8	
74				
75	32474	1/4"BSP M F Compact 90° Adaptor	4	
76				
77	37199	1/4"BSP M M F Tee	2	
78				
79	41485	1/4"BSP Shut-Off Valve	2	
80				
81	32890	1/4"Hose Assembly (1500mm)	2	
82	60351	1/4"Hose Assembly (7350mm)	1	
83	60352	1/4"Hose Assembly (4000mm)	2	
84				
85	60605	1/4"Hose Assembly (560mm)	2	
86	60606	1/4"Hose Assembly (8150mm)	1	
87	60596	1/4"Hose Assembly (4600mm)	4	
88				
89	62539	Valve Mounting Bracket	1	
90	62764	Pipe Clamp	3	
91	62401	Pipe Clamp	3	
92				
93	RPP500.202000	1/8"BSP Muffler	4	
94				
95	SS013009/020	Steel Spacer	3	

Machines from Serial No T2-251

## ROTO Axle Assembly Assy No 59002A



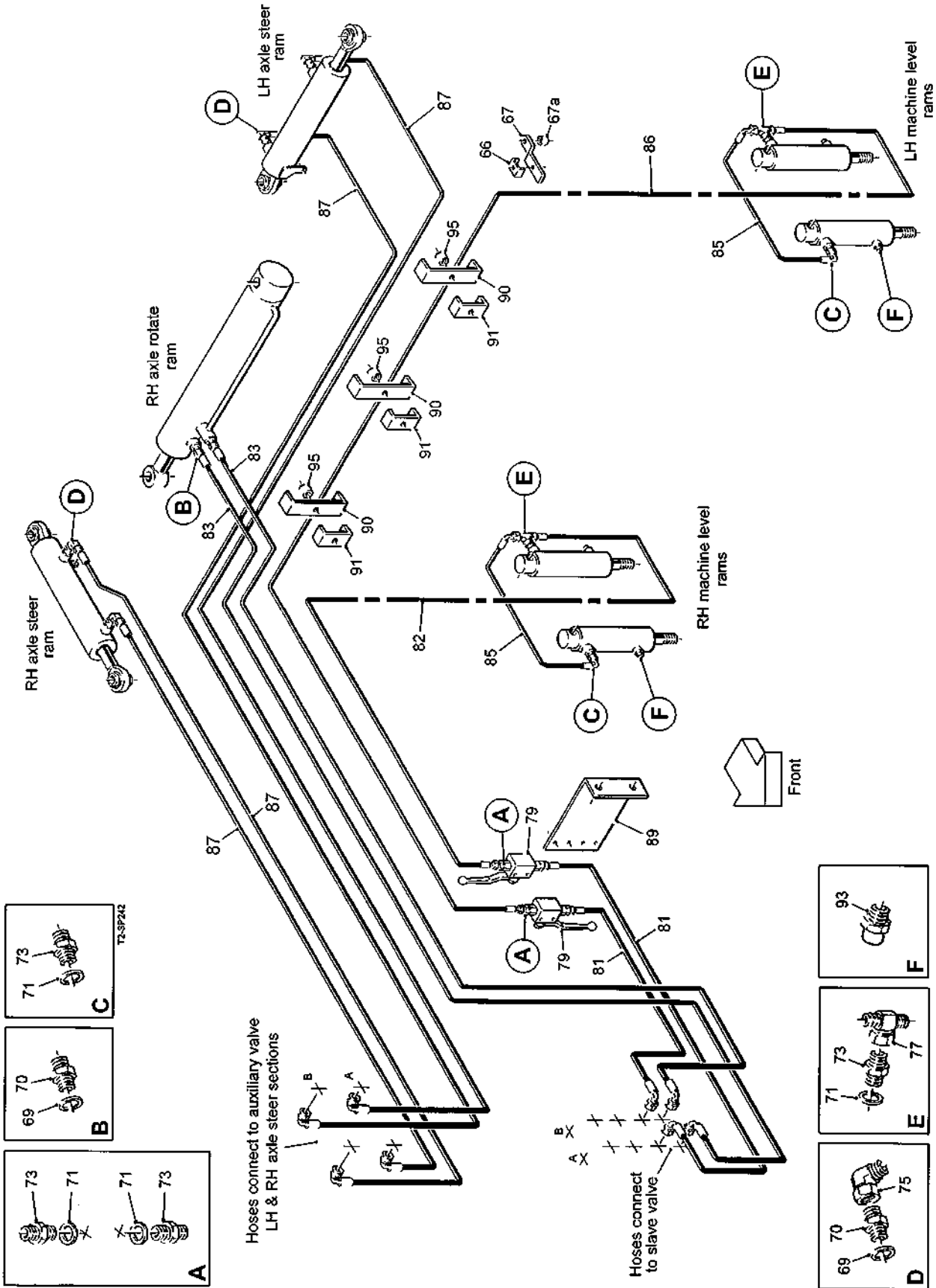
# 3.2a

# T2 SPARE PARTS

Machines from Serial No T2-251

## ROTO Axle Assembly

Assy No 59002A



**T2 SPARE PARTS****3.2b**

Machines from Serial No T2-251

**ROTO Axle Assembly****Assy No 59002A**

Item	Part No.	Description	Qty.	Remarks
1	41504	Proximity Sensor	1	
2	32037/2	90° Sensor Cable (5m)	1	
3				
4	44191	Wheel Washer	16	
5				
6	46103	Wheel Motor (without brakes)	2	Powered axle only
	59109	Wheel Motor (with brakes)	2	Powered axle only
7	46181	M20 Wheel Bolt	16	
8				
9	52046	Nylon Bush	2	
10				
11	56333	Hydraulic Ram	1	
12	56337	Ram Link	1	
13	56338	Back Link	1	
14	56349	Link Pivot Pin	3	
15	56539	Reverse Sensor Mounting	1	
16				
17	64480	Axle Leg LH	1	
18	64481	Axle Leg RH	1	
19				
20				
21				
22				
23	59977	Ram Arm	1	
24	59979	Hydraulic Ram	4	
25	59980	Ram Mount	2	
26				
27	59981A	Steer Arm	2	
28	59996	Steer Arm Pin	2	
29				
30				
31	62020	Axle Bush	4	
32	62088A	Hydraulic Ram	2	
33	62135	Thrust Bearing	2	
34	62136	Bearing Shroud	2	
35				
36	62154A	Ram Pivot Pin	2	
37				
38	62329	Linear Potentiometer	2	
39	62476	Retaining Bracket	1	
40	62503	Bush Retaining Ring	1	
41	62917	Ram Mounting Bracket	1	
42	62918	Ram Pivot Pin	1	
43				
44				
45				
46	BE09-070	Wheel Nut Indicator	16	
47	GS411	1/8" BSP Angled Grease Nipple	2	
48				
49	RPC648.061000	M6x1.00 Straight Grease Nipple	2	
50	RPC648.081250	M8x1.25 Straight Grease Nipple	7	
51	RPM146.310853	Pin	4	
52				
53	23255	M18 Spherical Spring Washer	12	

## 3.2c

## T2 SPARE PARTS

Machines from Serial No T2-251

## ROTO Axle Assembly

Assy No 59002A

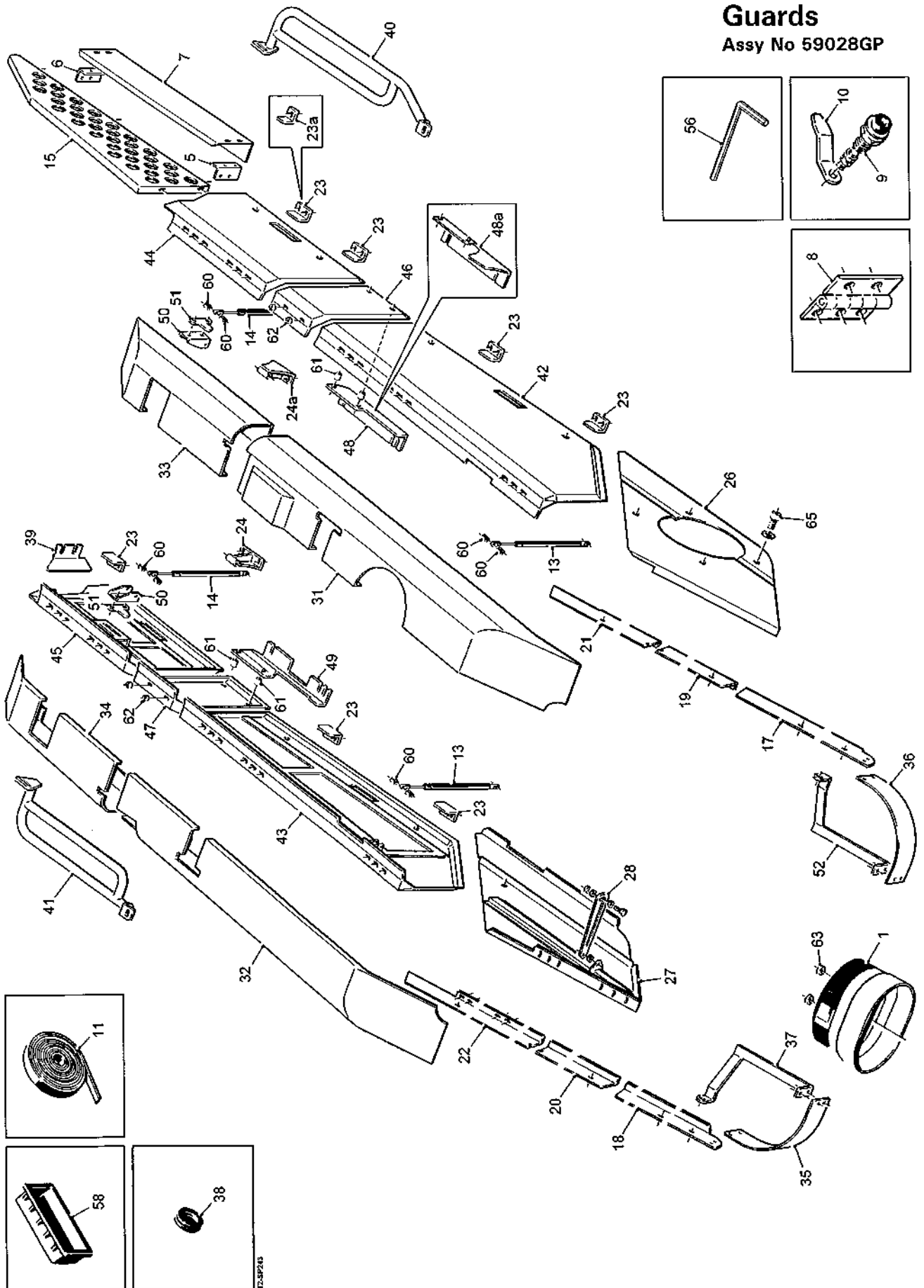
Item	Part No.	Description	Qty.	Remarks
54				
55	22015016/060	M16x60 Socket Head Cap Screw	16	
56	22123018/050	M18x50 Setscrew	12	
57				
58	22041024	M24 Nyloc Nut	4	
59				
60				
61	64728	Retaining Ring	1	
62	64729/2	Shim 2mm	a/r	
	64729/3	Shim 3mm	a/r	
63	64730	Retaining Ring Washer	4	
64	59745P	LH Wheel Assembly 560/60 R22.5	1	Mitas
	64095P	LH Wheel Assembly 550/60-22.5	1	
	64095NP	LH Wheel Assembly 550/60-22.5	1	Non-powered axle
65	62477	RH Wheel Assembly 420/70 R24	1	
	64096P	RH Wheel Assembly 550/60-22.5	1	
	64096NP	RH Wheel Assembly 550/60-22.5	1	Non-powered axle
66	62401	Pipe Clamp	2	Non-powered axle
67	64041	Clamp Mount	2	Non-powered axle
67a	SS025009/025	Steel Spacer	2	Non-powered axle
68	62294	Stub Axle Assembly	2	Non-powered axle
		<b>Hydraulic Components Consist Of:</b>		
69	11125	3/8"BSP Dowty Seal	6	
70	11336	1/4"BSPx3/8"BSP M M Adaptor	6	
71	11337	1/4"BSP Dowty Seal	8	
72				
73	12316	1/4"BSP M M Adaptor	8	
74				
75	32474	1/4"BSP M F Compact 90° Adaptor	4	
76				
77	37199	1/4"BSP M M F Tee	2	
78				
79	41485	1/4"BSP Shut-Off Valve	2	
80				
81	32890	1/4"Hose Assembly (1500mm)	2	
82	60351	1/4"Hose Assembly (7350mm)	1	
83	60352	1/4"Hose Assembly (4000mm)	2	
84				
85	60605	1/4"Hose Assembly (560mm)	2	
86	60606	1/4"Hose Assembly (8150mm)	1	
87	60596	1/4"Hose Assembly (4600mm)	4	
88				
89	62539	Valve Mounting Bracket	1	
90	62764	Pipe Clamp	3	
91	62401	Pipe Clamp	3	
92				
93	RPP500.202000	1/8"BSP Muffler	4	
94				
95	SS013009/020	Steel Spacer	3	



Machines from Serial No T2-210

## Guards

Assy No 59028GP



## 3.3a

## T2 SPARE PARTS

Machines from Serial No T2-210

## Guards

Assy No 59028GP

Item	Part No.	Description	Qty.	Remarks
1	44216	Guard Cone	1	
2				
3				
4				
5	59591	Front Mounting Angle	1	
6	59592	Rear Mounting Angle	1	
7	59593	Cross Web Guard (1125mm elevator)	1	
	59593A	Cross Web Guard (1300mm elevator)	1	
	59593B	Cross Web Guard (1500mm elevator)	1	
	64695	Cross Web Guard (1300mm elevator)	1	Used with transfer web
8	57195	Hinge	12	
9	57199	Lock Assembly	8	
10	57219	Guard Latch Arm	8	
11	57221	Foam Tape	1	
12				
13	58111	Gas Strut	2	
14	64445	Gas Strut	2	
15	59279	Cross Web Panel (1125mm elevator)	1	
	59864	Cross Web Panel (1300mm elevator)	1	
	59968	Cross Web Panel (1500mm elevator)	1	
16				
17	59299A	LH Front Pipe Cover	1	
18	59300A	RH Front Pipe Cover	1	
19	59301	LH Centre Pipe Cover	1	
20	59302	RH Centre Pipe Cover	1	
21	59303	LH Rear Pipe Cover	1	
22	59304	RH Rear Pipe Cover	1	
23	59306	Guard Latch Plate	7	
23a	59306A	Guard Latch Plate	1	
24	59321	Rear Gas Strut Anchor	1	
24a	59321A	Rear Gas Strut Anchor	1	
25				
26	59440	Oil Cooler Guard	1	
27	59712	RH Cover Panel	1	
28	59713	Stay	1	
29				
30				
31	62390	LH Top Front Guard	1	
32	62391	RH Top Front Guard	1	
33	62392	LH Top Rear Guard	1	
34	62393	RH Top Rear Guard	1	
35	62627	RH Pipe Shield	1	
36	62627A	LH Pipe Shield	1	
37	62628	Pipe Shield Brace	1	
38	62791	Ø20 Grommet	1	For RH rear guard door
39	62846	Guard Infill	1	
40	64327	LH Safety Rail	1	
41	64328	RH Safety Rail	1	
42	62959	LH Middle Guard Door	1	
43	62960	RH Middle Guard Door	1	
44	62961	LH Rear Guard Door	1	
45	62962	RH Rear Guard Door	1	
46	62964	LH Infill Panel	1	

**T2 SPARE PARTS****3.3b**

Machines from Serial No T2-210

**Guards**

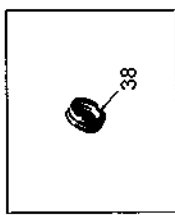
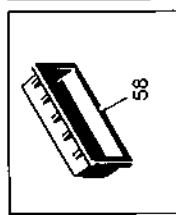
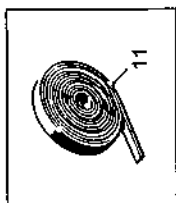
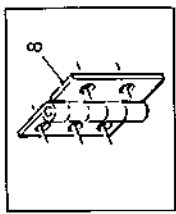
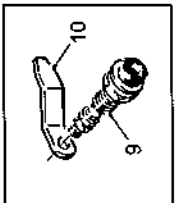
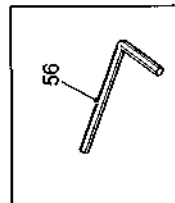
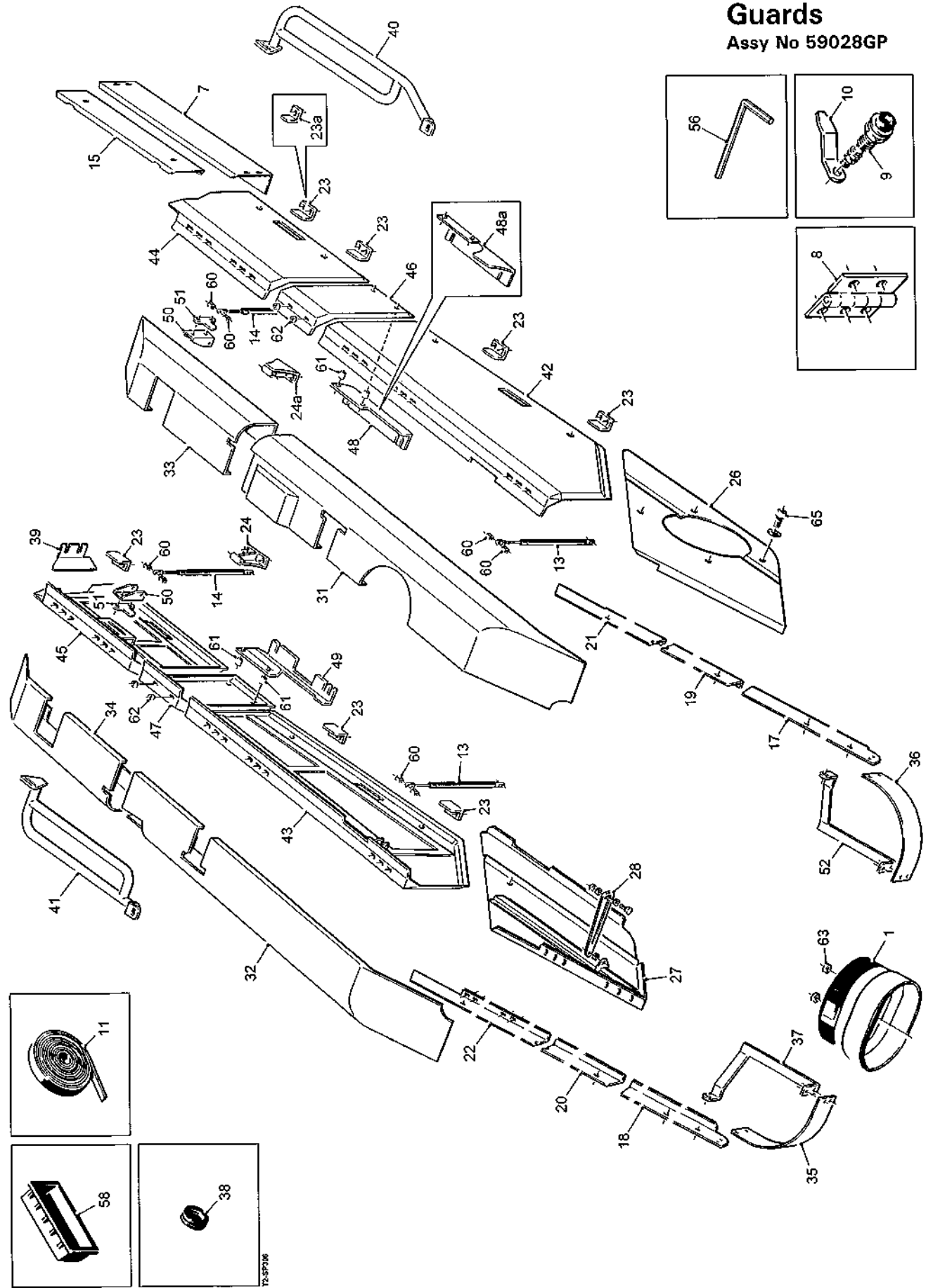
Assy No 59028GP

Item	Part No.	Description	Qty.	Remarks
47	62965	RH Infill Panel	1	
48	62968	LH Infill Mounting Bracket	1	
48a	62968A	LH Infill Mounting Bracket	1	
49	62969	RH Infill Mounting Bracket	1	
50	62805	Gas Strut Mounting	2	
51	62806	Gas Strut Mounting Backplate	2	
52	62628A	Pipe Shield Brace	1	
53				
54				
55				
56	-	M8 Guard Key	1	
57				
58	RPC658.300685	Door Pocket Pull	4	
59				
60	SS012010/016	Steel Spacer	8	
61	SS016009/022	Steel Spacer	a/r	
62	SS016009/010	Steel Spacer	4	
63	SS025013/010	Steel Spacer	2	
64				
65	22015010/025	M10x25 Socket Head Cap Screw	4	



Machines from Serial No T2-251

**Guards**  
Assy No 59028GP



## 3.3a

## T2 SPARE PARTS

Machines from Serial No T2-251

## Guards

Assy No 59028GP

Item	Part No.	Description	Qty.	Remarks
1	44216	Guard Cone	1	
2				
3				
4				
5				
6				
7	59593	Cross Web Guard (1125mm elevator)	1	
	59593A	Cross Web Guard (1300mm elevator)	1	
	59593B	Cross Web Guard (1500mm elevator)	1	
	64695	Cross Web Guard (1300mm elevator)	1	Used with transfer web
8	57195	Hinge	12	
9	57199	Lock Assembly	8	
10	57219	Guard Latch Arm	8	
11	57221	Foam Tape	1	
12				
13	58111	Gas Strut	2	
14	64445	Gas Strut	2	
15	64715	Infill Panel (1125mm elevator)	1	
	64716	Infill Panel (1300mm elevator)	1	
16				
17	59299A	LH Front Pipe Cover	1	
18	59300A	RH Front Pipe Cover	1	
19	59301	LH Centre Pipe Cover	1	
20	59302	RH Centre Pipe Cover	1	
21	59303	LH Rear Pipe Cover	1	
22	59304	RH Rear Pipe Cover	1	
23	59306	Guard Latch Plate	7	
23a	59306A	Guard Latch Plate	1	
24	59321	Rear Gas Strut Anchor	1	
24a	59321A	Rear Gas Strut Anchor	1	
25				
26	59440	Oil Cooler Guard	1	
27	59712	RH Cover Panel	1	
28	59713	Stay	1	
29				
30				
31	62390	LH Top Front Guard	1	
32	62391	RH Top Front Guard	1	
33	62392	LH Top Rear Guard	1	
34	62393	RH Top Rear Guard	1	
35	62627	RH Pipe Shield	1	
36	62627A	LH Pipe Shield	1	
37	62628	Pipe Shield Brace	1	
38	62791	Ø20 Grommet	1	For RH rear guard door
39	62846	Guard Infill	1	
40	64327	LH Safety Rail	1	
41	64328	RH Safety Rail	1	
42	62959	LH Middle Guard Door	1	
43	62960	RH Middle Guard Door	1	
44	62961	LH Rear Guard Door	1	
45	62962	RH Rear Guard Door	1	
46	62964	LH Infill Panel	1	

**T2 SPARE PARTS****3.3b**

Machines from Serial No T2-251

**Guards****Assy No 59028GP**

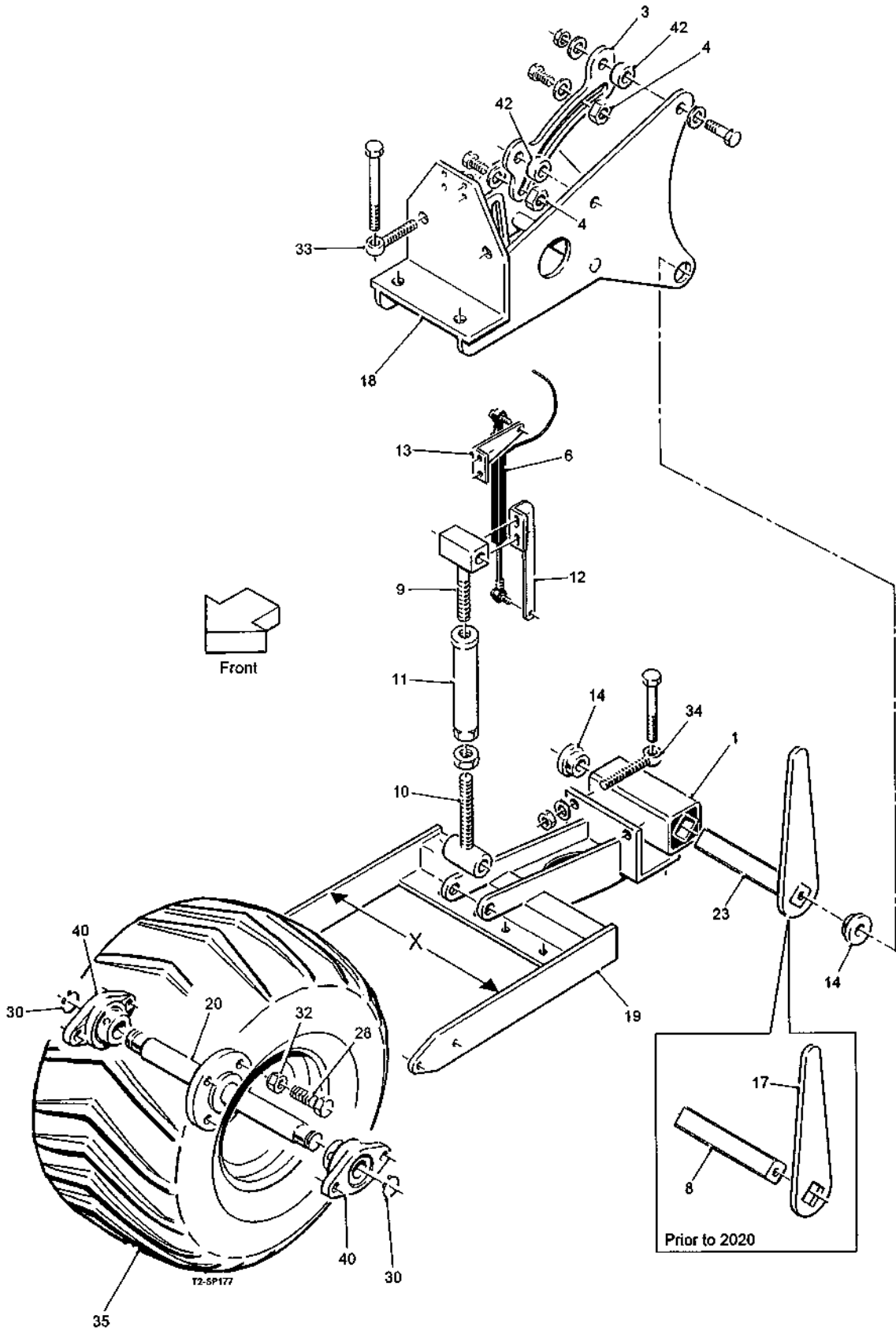
Item	Part No.	Description	Qty.	Remarks
47	62965	RH Infill Panel	1	
48	62968	LH Infill Mounting Bracket	1	
48a	62968A	LH Infill Mounting Bracket	1	
49	62969	RH Infill Mounting Bracket	1	
50	62805	Gas Strut Mounting	2	
51	62806	Gas Strut Mounting Backplate	2	
52	62628A	Pipe Shield Brace	1	
53				
54				
55				
56	-	M8 Guard Key	1	
57				
58	RPC658.300685	Door Pocket Pull	4	
59				
60	SS012010/016	Steel Spacer	8	
61	SS016009/022	Steel Spacer	a/r	
62	SS016009/010	Steel Spacer	4	
63	SS025013/010	Steel Spacer	2	
64				
65	22015010/025	M10x25 Socket Head Cap Screw	4	





Machines from Serial No T2-210

**Rubber Depth Roller Assemblies**  
Assy No 59003



## 4.1a

## T2 SPARE PARTS

Machines from Serial No T2-210

## Rubber Depth Roller Assemblies

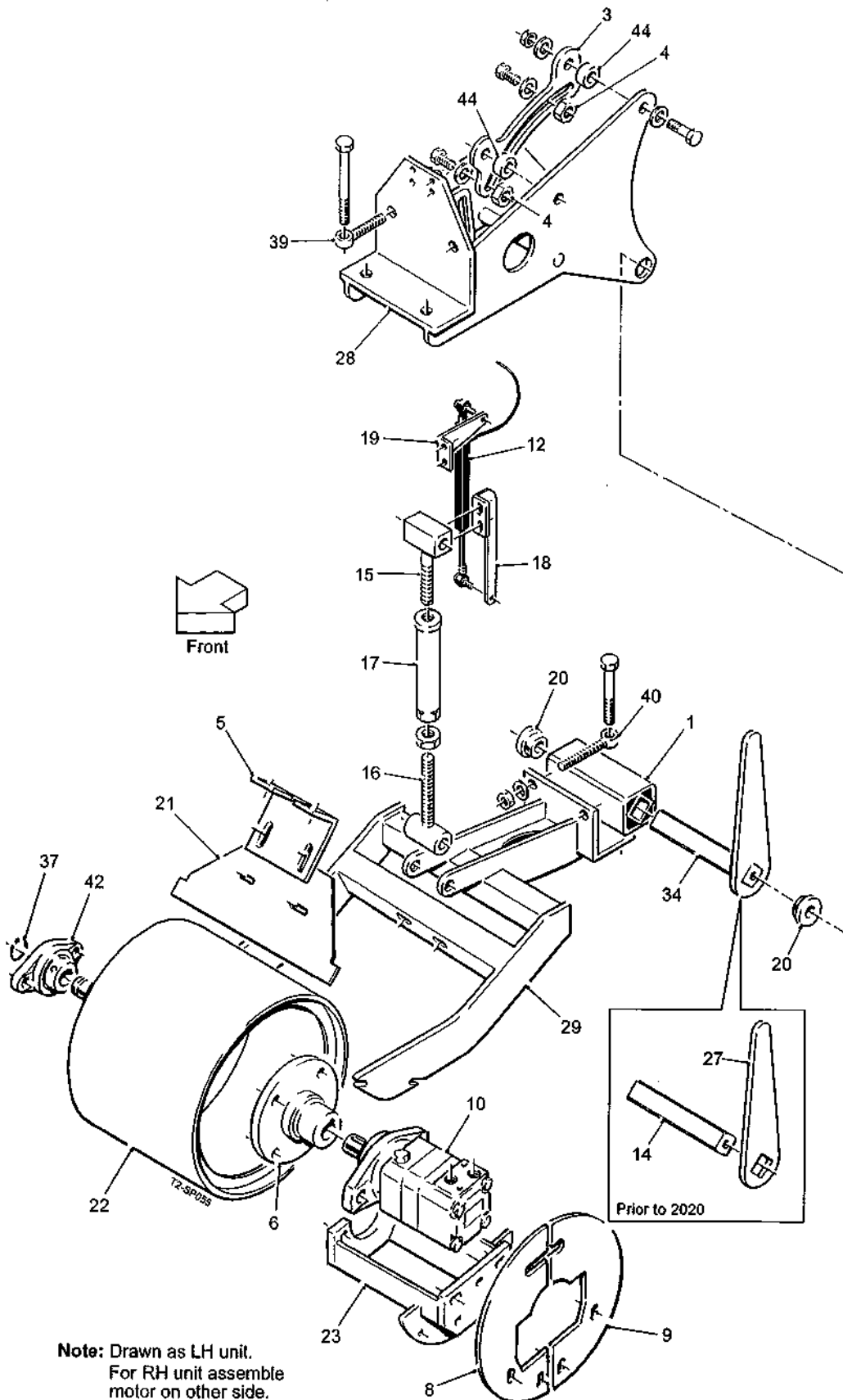
Assy No 59003

Item	Part No.	Description	Qty.	Remarks
1	42054	Mounting Bush	2	
2				
3	46107	Reaction Quadrant	2	
4	46108	Reaction Stop	4	
5				
6	55122	Sensor	2	
7				
8	56267	Pivot Bar	2	Prior to 2020 only
9	56269	Adjuster LH	2	
10	56270	Adjuster RH	2	
11	56271	Adjuster Tube	2	
12	56272	Sensor Bracket	2	
13	56273	Sensor Mounting	2	
14	56274	Top Hat Spacer	4	
15				
16				
17	59249	Adjuster Plate	2	Prior to 2020 only
18	59250	Mounting	2	
19	59251	Arm (wide)	2	X = 420mm
	59527	Arm (narrow)	2	X = 323mm
20	59252	Depth Wheel Shaft (wide)	2	
	59528	Depth Wheel Shaft (narrow)	2	
21				
22				
23	64707	Tensioner Arm	2	Used fom 2020
24				
25				
26				
27				
28	22108014/045	M14x45 Set Screw	8	
29				
30	PS843	Ø25 External Circlip	4	
31				
32	RPC655.309696	M14 Wheel Nut	8	
33	RPF120.116095	M16x95 Eyebolt	4	
34	RPF120.116115	M16x115 Eyebolt	4	
35	RPGMRPB93.08125	22x11-8 Wheel Complete	2	
36				
37				
38				
39				
40	SFT25A	Bearing	4	
41				
42	SS040018/016	Steel Spacer	4	

Machines from Serial No T2-210

## Powered Depth Roller Assemblies

Assy No 59004



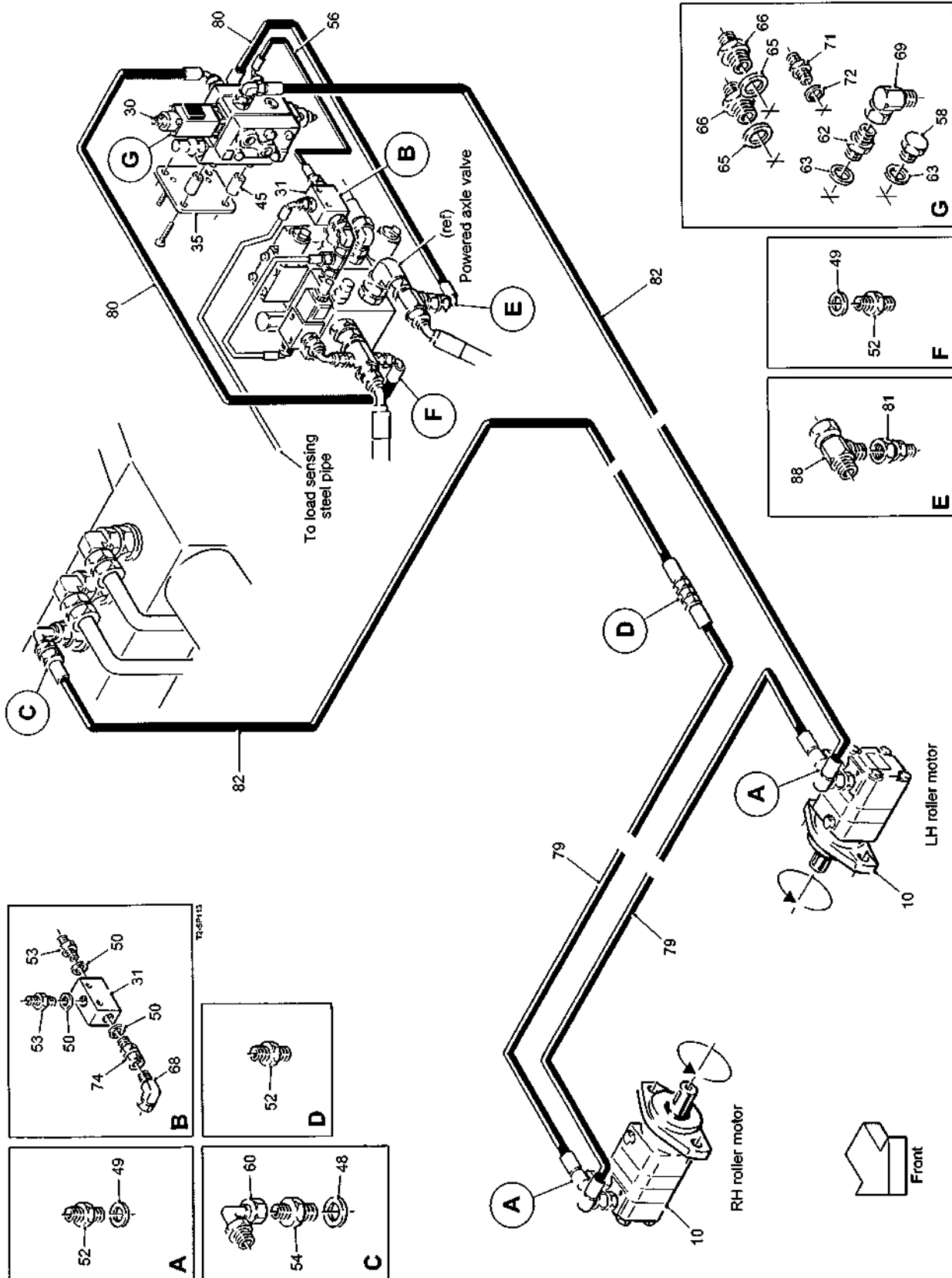
# 4.2a

# T2 SPARE PARTS

Machines from Serial No T2-210

## Powered Depth Roller Assemblies

Assy No 59004



**T2 SPARE PARTS****4.2b**

Machines from Serial No T2-210

**Powered Depth Roller Assemblies****Assy No 59004**

Item	Part No.	Description	Qty.	Remarks
1	42054	Mounting Bush	2	
2				
3	46107	Reaction Quadrant	2	
4	46108	Reaction Stop	4	
5	46521	Scraper Mounting	2	
6	46605	Motor Flange	2	
7				
8	51035	Front Shield	2	
9	51036	Rear Shield	2	
10	51847	Hydraulic Motor	2	
11				
12	55122	Sensor	2	
13				
14	56267	Pivot Bar	2	Prior to 2020 only
15	56269	Adjuster LH	2	
16	56270	Adjuster RH	2	
17	56271	Adjuster Tube	2	
18	56272	Sensor Bracket	2	
19	56273	Sensor Mounting	2	
20	56274	Top Hat Spacer	4	
21	56322	Scraper	2	
22	56455	Plain Depth Roller	2	
23	56629	Motor Mounting	2	
24				
25				
26				
27	59249	Adjuster Plate	2	Prior to 2020 only
28	59250	Mounting	2	
29	59583	Roller Arm	2	
30	59643	Hydraulic Valve Section	1	
31	59644	1/4"BSP Shuttle Valve	1	
32				
33				
34	64707	Tensioner Arm	2	Used from 2020
35	64181	Adaptor Plate	1	
36				
37	RH56	Ø30 External Circlip	2	
38				
39	RPF120.116095	M16x95 Eyebolt	4	
40	RPF120.116115	M16x115 Eyebolt	4	
41				
42	SFT30A	Bearing	2	
43				
44	SS040018/016	Steel Spacer	4	
45	SS025011/050	Steel Spacer	4	
46				
47				
48	11122	1"BSP Dowty Seal	1	
49	11124	1/2"BSP Dowty Seal	5	
50	11337	1/4"BSP Dowty Seal	3	
51				
52	12315	1/2"BSP M M Adaptor	6	
53	12316	1/4"BSP M M Adaptor	2	
54	12521	1/2"BSPx1"BSP M M Adaptor	1	
55				

## 4.2c

## T2 SPARE PARTS

Machines from Serial No T2-210

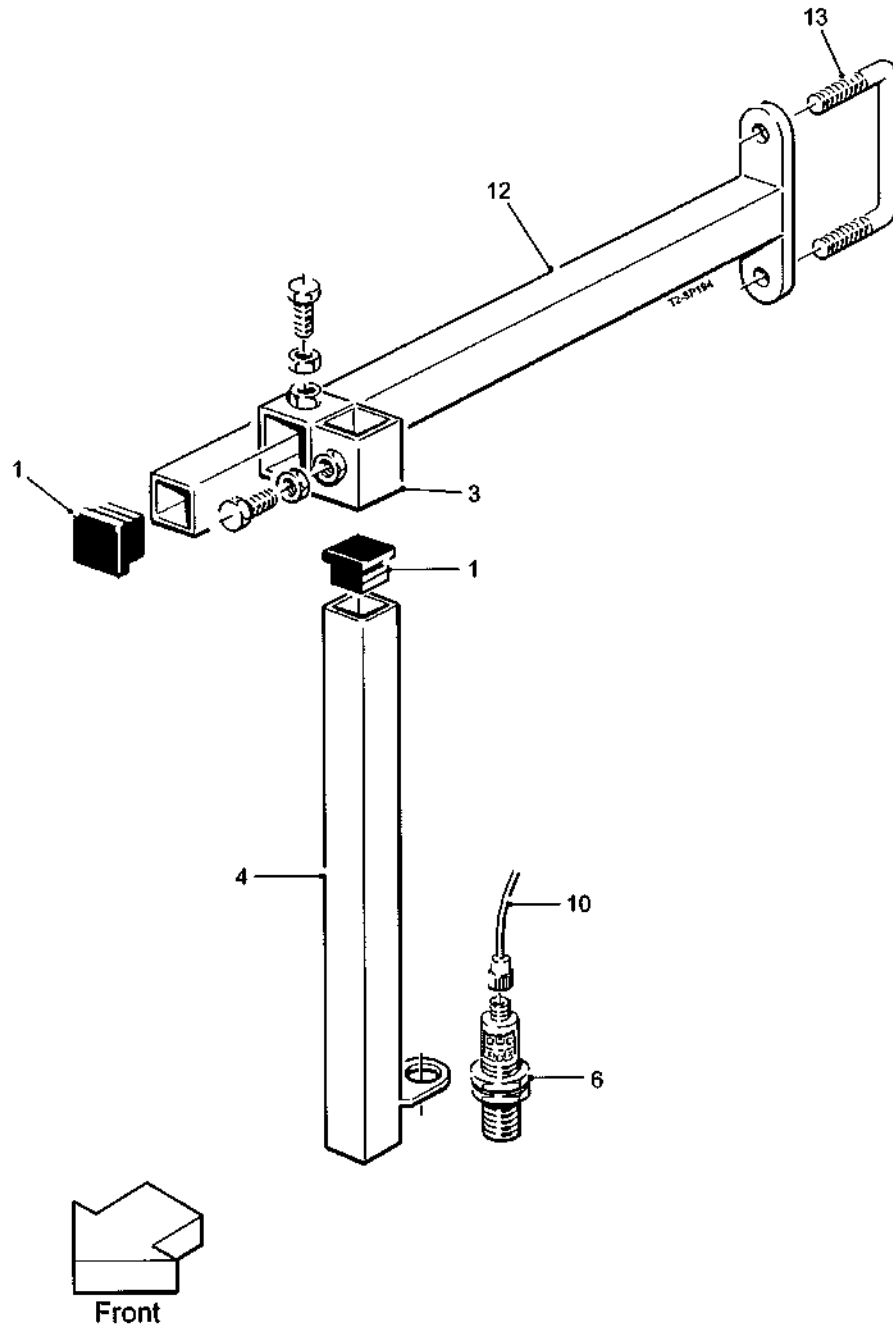
## Powered Depth Roller Assemblies

Assy No 59004

Item	Part No.	Description	Qty.	Remarks
56	13187	1/4"Hose Assembly (700mm)	1	
57				
58	16454	M18 Blanking Plug	1	
59				
60	26086	1/2"BSP MF Swept 90°Adaptor	1	
61				
62	27459	M18x1/2"BSP M M Adaptor	1	
63	27461	M18 Dowty Seal	2	
64				
65	31167	M22 Dowty Seal	2	
66	31168	M22x1/2"BSP M M Adaptor	2	
67				
68	32474	1/4"BSP MF Compact 90°Adaptor	1	
69	32475	1/2"BSP MF Compact 90°Adaptor	1	
70				
71	44207	M14x1/4"BSP M M Adaptor	1	
72	44208	M14 Dowty Seal	1	
73				
74	46724	1/4"BSP Mx1/4"BSPF Swivel Adaptor	1	
75				
76				
77				
78				
79	60327	1/2"Hose Assembly (3000mm)	2	
80	60438	1/2"Hose Assembly (600mm)	2	
81	60544	1/2"BSP Mx1"BSP F Swivel Adaptor	1	
82	-	1/2"Hose Assembly (****mm)	2	
83				
84				
85				
86				
87				
88	RPH724.111616	1"BSP F M M Tee	1	

Machines from Serial No T2-210

**Ultrasonic Depth Control**  
Assy No 62931



**4.3a****T2 SPARE PARTS**

Machines from Serial No T2-210

**Ultrasonic Depth Control**

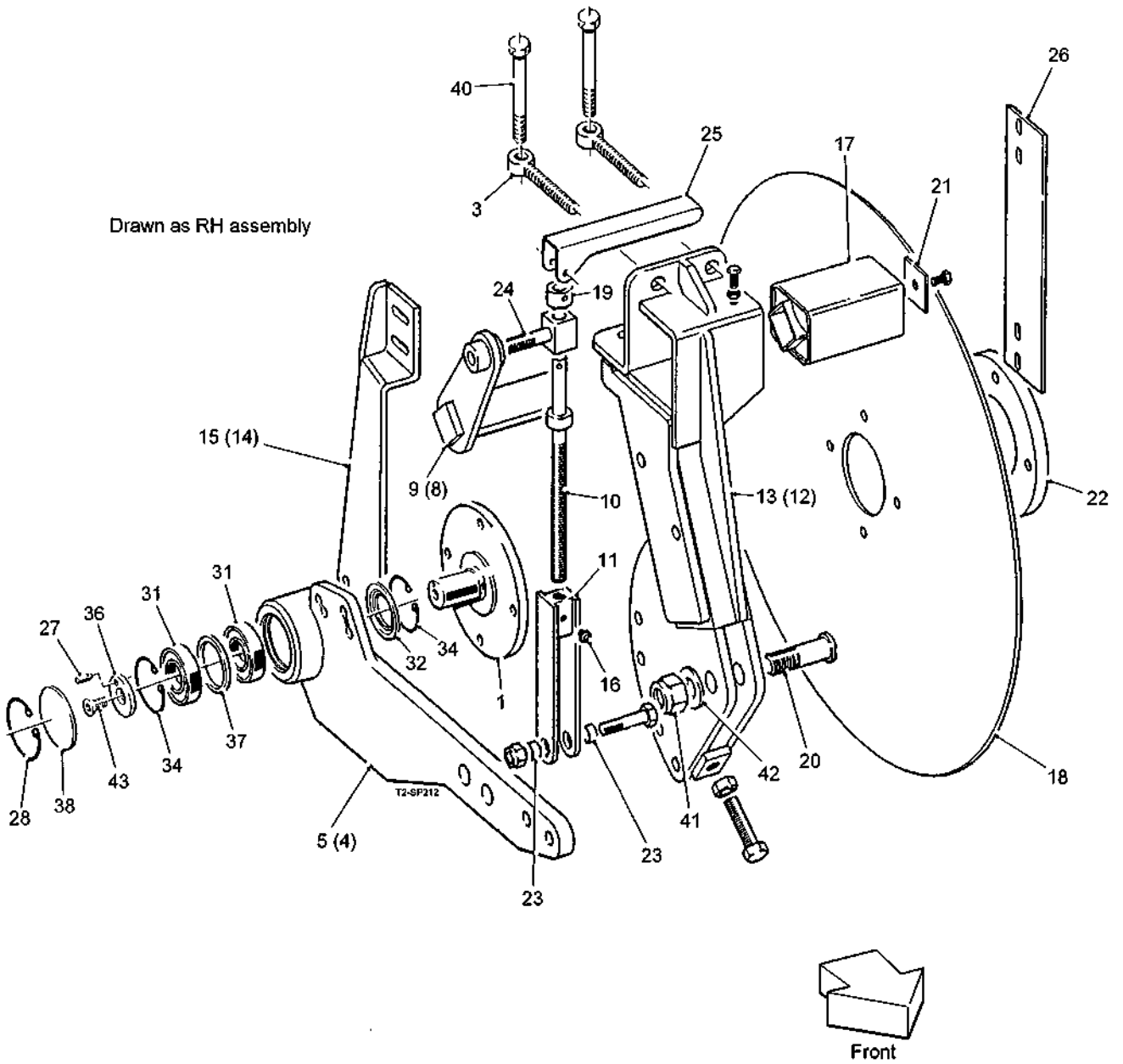
Assy No 62931

Item	Part No.	Description	Qty.	Remarks
1	27159	40x40 Plastic Insert	4	
2				
3	52530	Depth Control Mounting	2	
4	54924	Sensor Leg	2	
5				
6	62767	Ultrasonic Sensor	2	
7				
8				
9				
10	JK63720/2	Sensor Cable Straight (5m)	2	
11				
12	RPS1097	Support Arm	2	
13	RPS1099	M12 'U' Bolt	2	



Machines from Serial No T2-210

Disc Coultter Assemblies



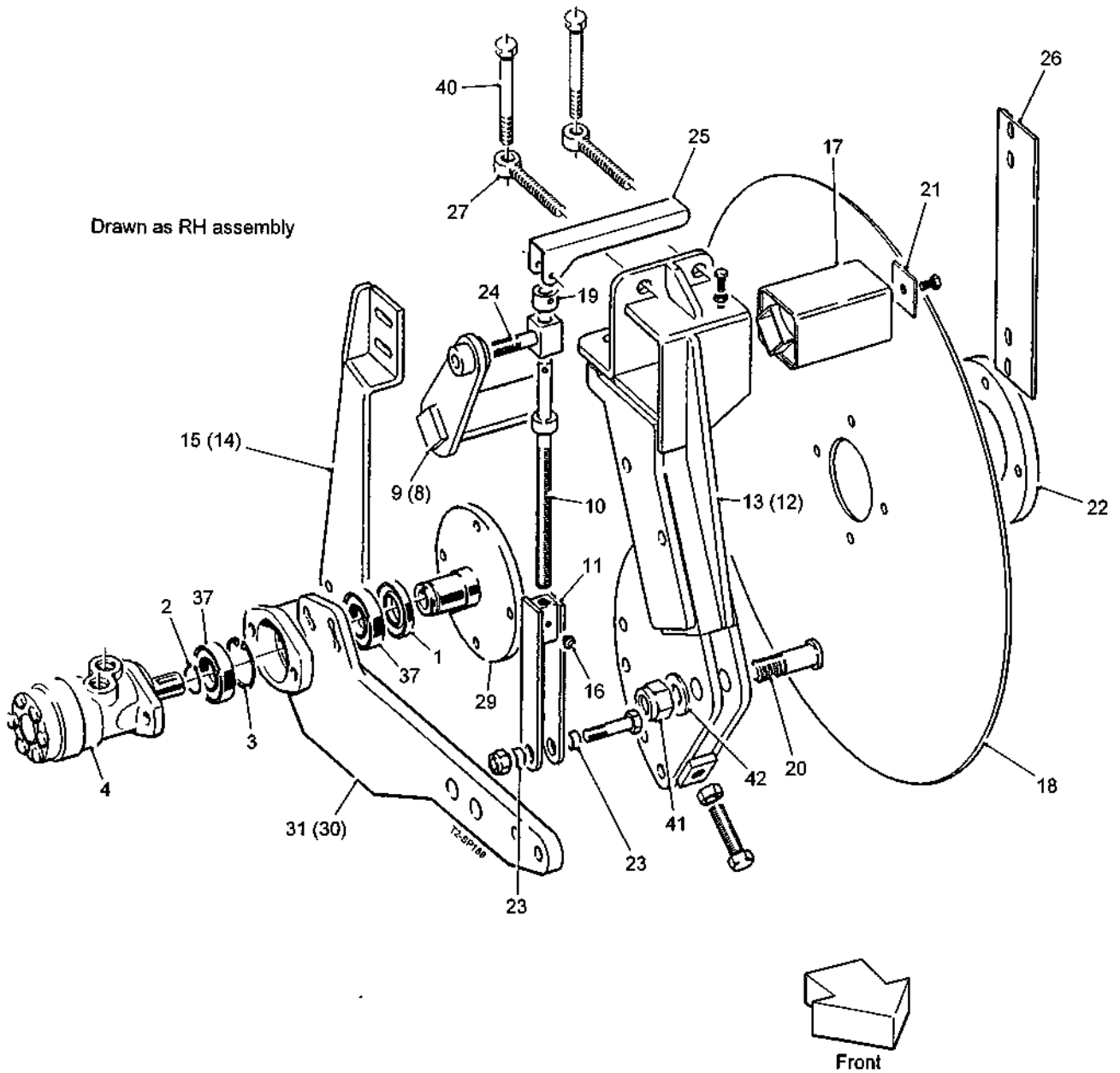
Machines from Serial No T2-210

## Disc Coulter Assemblies

Item	Part No.	Description	Qty.	Remarks
1	64210	Disc Spindle	1	
2				
3	RPF120.116095	Eyebolt	2	
4	64187	LH Disc Arm (not shown)	1	
5	64188	RH Disc Arm	1	
6				
7				
8	RPA610.301509	LH Disc Torsion Arm (not shown)	1	
9	RPA610.302189	RH Disc Torsion Arm	1	
10	RPA610.301512	Disc Adjuster Spindle	1	
11	RPA610.301513	Block Adjuster	1	
12	RPA610.301530	LH Disc Mounting Arm (not shown)	1	
13	RPA610.301531	RH Disc Mounting Arm	1	
14	RPA610.301534	Scraper Mounting LH (not shown)	1	
15	RPA610.301535	Scraper Mounting RH	1	
16	RPC648.081250	M8 Straight Grease Nipple	2	
17	RPGMRP084.00001	Rubber Torsion Unit	1	
18	RPM120.300251	Plain Disc (Ø740mm)	1	Option
	RPGM089.00018	Plain Disc (Ø645mm)	1	Option
	RPGMRP089.01829	Serrated Disc	1	Option
19	RPM114.301502	Collar	1	
20	RPM146.303752	Pivot Pin	1	
21	RPM152.303434	Retainer	1	
22	RPM152.308652	Retainer	1	
23	RPM172.301506	Sleeve	2	
24	RPM178.301500	Spigot	1	
25	RPM226.301510	Handle	1	
26	RPW240.303093	Disc Scraper	1	
27	RPF222.060016	Pin	1	
28	46564	Ø90 Internal Circlip	1	
29				
30				
31	72092RS	Bearing	2	
32	6209ZJV	Nilos Ring	1	
33				
34	W0554	Ø85 Internal Circlip	2	
35				
36	64211	Washer	1	
37	64189	Bearing Spacer	1	
38	64190	Dust Cap	1	
39				
40	22012016/150	M16x150 Bolt	2	
41	22041024	M24 Nyloc Nut	1	
42	22046024C	M24 Flat Washer	1	
43	22016012/030	M12x30 CSK Setscrew	1	

Machines from Serial No T2-210

## Powered Disc Coulter Assemblies

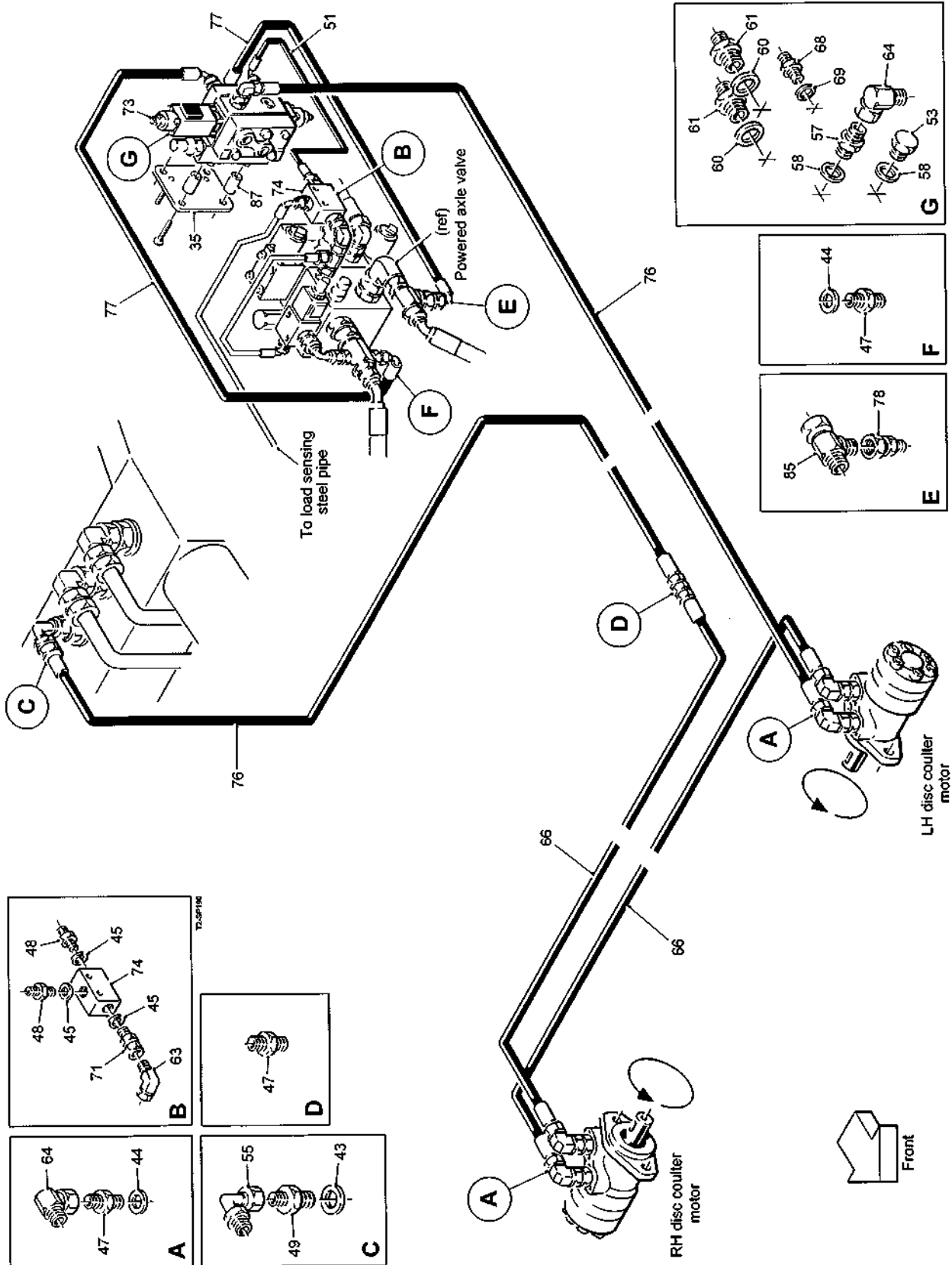


# 4.5a

# T2 SPARE PARTS

Machines from Serial No T2-210

## Powered Disc Coupler Assemblies



**T2 SPARE PARTS****4.5b**

Machines from Serial No T2-210

**Powered Disc Coulter Assemblies**

Item	Part No.	Description	Qty.	Remarks
1	46546	Oil Seal	1	
2	46563	Ø55 External Circlip	1	
3	46564	Ø90 Internal Circlip	1	
4	46855	Hydraulic Motor	1	
5				
6				
7				
8	RPA610.301509	LH Disc Torsion Arm (not shown)	1	
9	RPA610.302189	RH Disc Torsion Arm	1	
10	RPA610.301512	Disc Adjuster Spindle	1	
11	RPA610.301513	Block Adjuster	1	
12	RPA610.301530	LH Disc Mounting Arm (not shown)	1	
13	RPA610.301531	RH Disc Mounting Arm	1	
14	RPA610.301534	Scraper Mounting LH (not shown)	1	
15	RPA610.301535	Scraper Mounting RH	1	
16	RPC648.081250	M8 Straight Grease Nipple	2	
17	RPGMRP084.00001	Rubber Torsion Unit	1	
18	RPM120.300251	Plain Disc (Ø740mm)	1	Option
	RPGM089.00018	Plain Disc (Ø645mm)	1	Option
	RPGMRP089.01829	Serrated Disc	1	Option
19	RPM114.301502	Collar	1	
20	RPM146.303752	Pivot Pin	1	
21	RPM152.303434	Retainer	1	
22	RPM152.308652	Retainer	1	
23	RPM172.301506	Sleeve	2	
24	RPM178.301500	Spigot	1	
25	RPM226.301510	Handle	1	
26	RPW240.303093	Disc Scraper	1	
27	RPF120.116095	Eyebolt	2	
28				
29	RPS1123	Disc Spindle	1	
30	RPS1124	LH Disc Arm (not shown)	1	
31	RPS1125	RH Disc Arm	1	
32				
33				
34				
35	64181	Adaptor Plate	1	
36				
37	6011RS	Bearing	2	
38				
39				
40	22012016/150	M16x150 Bolt	2	
41	22041024	M24 Nyloc Nut	1	
42	22046024C	M24 Flat Washer	1	
		<b>Hydraulic Components Consist Of:</b>		
43	11122	1"BSP Dowty Seal	1	
44	11124	1/2"BSP Dowty Seal	5	
45	11337	1/4"BSP Dowty Seal	3	
46				
47	12315	1/2"BSP M M Adaptor	6	
48	12316	1/4"BSP M M Adaptor	2	
49	12521	1/2"BSPx1"BSP M M Adaptor	1	

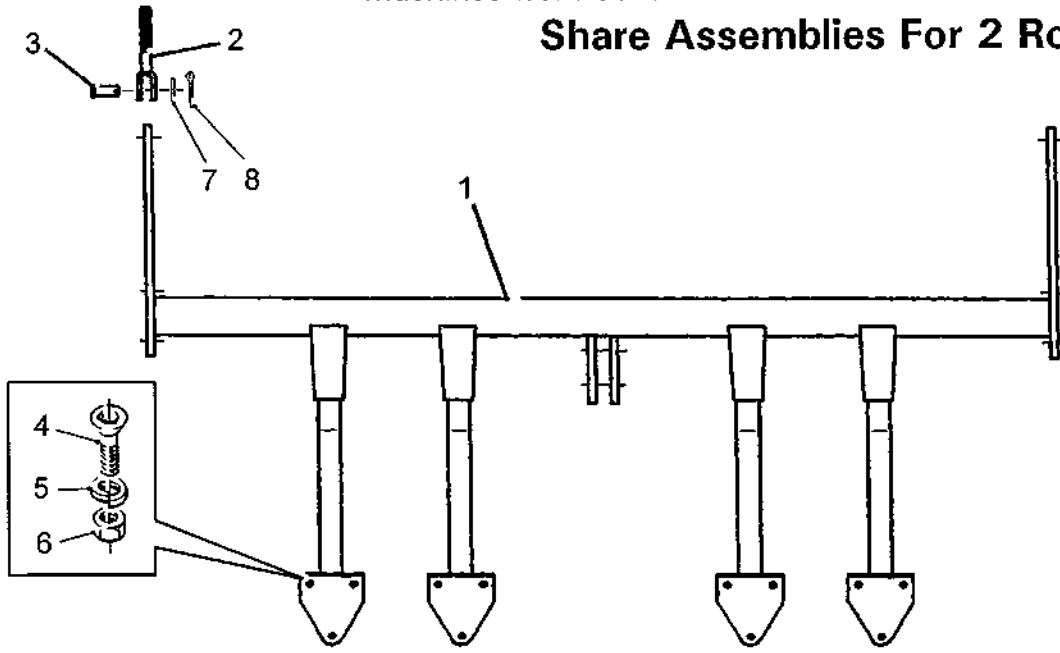
Machines from Serial No T2-210

## Powered Disc Coulter Assemblies

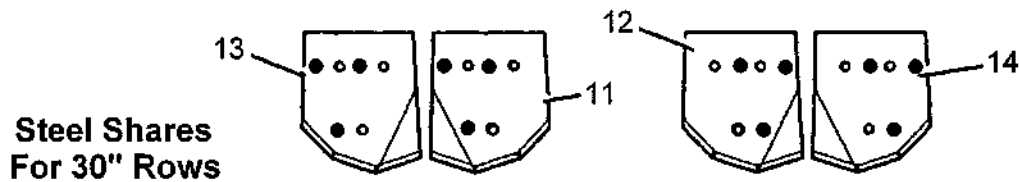
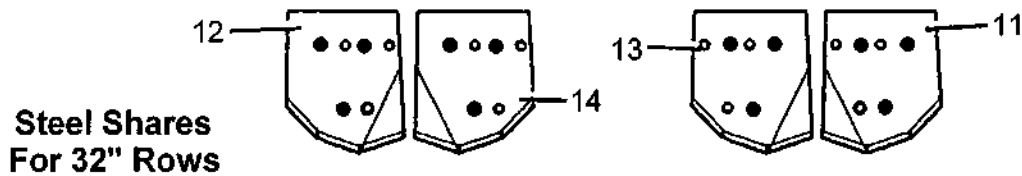
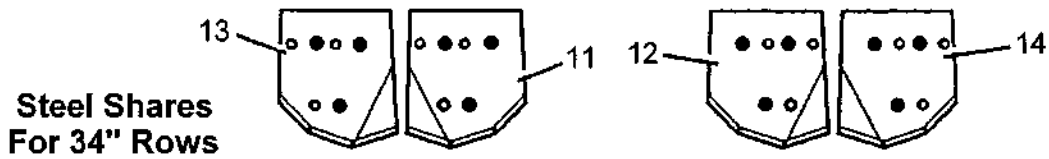
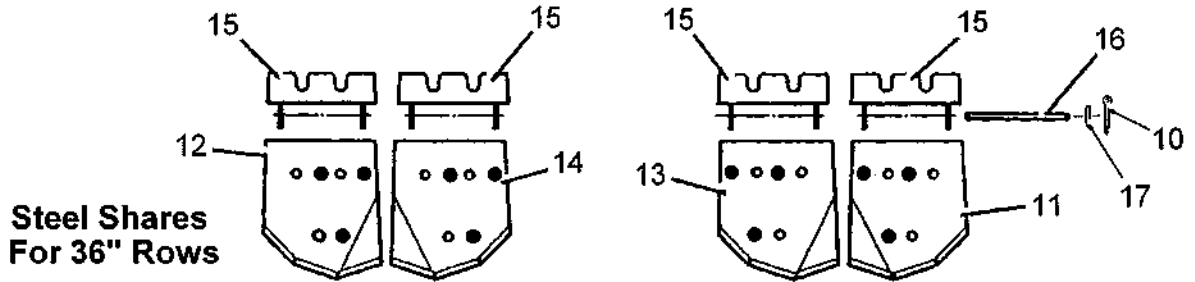
Item	Part No.	Description	Qty.	Remarks
50				
51	13187	1/4"Hose Assembly (700mm)	1	
52				
53	16454	M18 Blanking Plug	1	
54				
55	26086	1/2"BSP MF Swept 90°Adaptor	1	
56				
57	27459	M18x1/2"BSP M M Adaptor	1	
58	27461	M18 Dowty Seal	2	
59				
60	31167	M22 Dowty Seal	2	
61	31168	M22x1/2"BSP M M Adaptor	2	
62				
63	32474	1/4"BSP MF Compact 90°Adaptor	1	
64	32475	1/2"BSP MF Compact 90°Adaptor	5	
65				
66	43210	1/2"Hose Assembly (3100mm)	2	
67				
68	44207	M14x1/4"BSP M M Adaptor	1	
69	44208	M14 Dowty Seal	1	
70				
71	46724	1/4"BSP Mx1/4"BSPF Swivel Adaptor	1	
72				
73	59643	Control Valve	1	
74	59644	1/4"BSP Shuttle Valve	1	
75				
76	60395	1/2"Hose Assembly (5200mm)	2	
77	60438	1/2"Hose Assembly (600mm)	2	
78	60544	1/2"BSP Mx1"BSP F Swivel Adaptor	1	
79				
80				
81				
82				
83				
84				
85	RPH724.111616	1"BSP F M M Tee	1	
86				
87	SS025011/050	Steel Spacer	4	

Machines from Serial No T2-210

**Share Assemblies For 2 Row Work**



T2-SP023



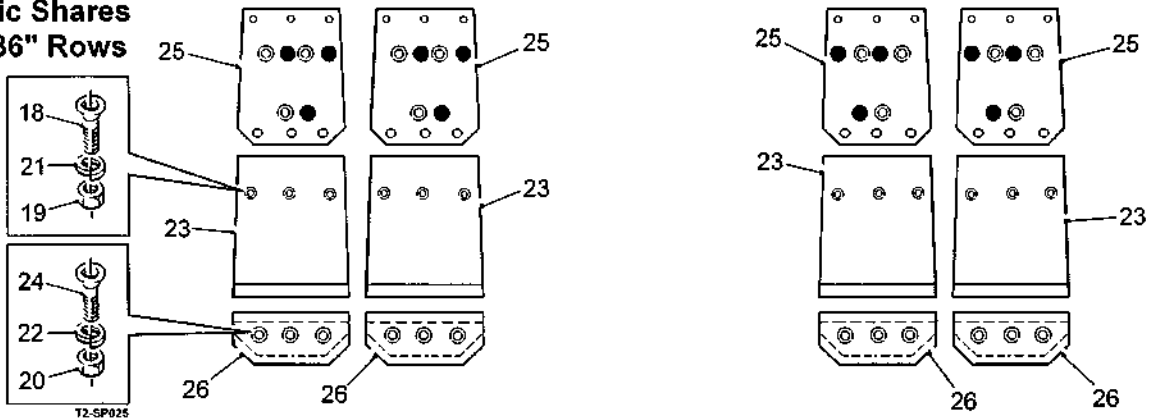
# 4.6a

# T2 SPARE PARTS

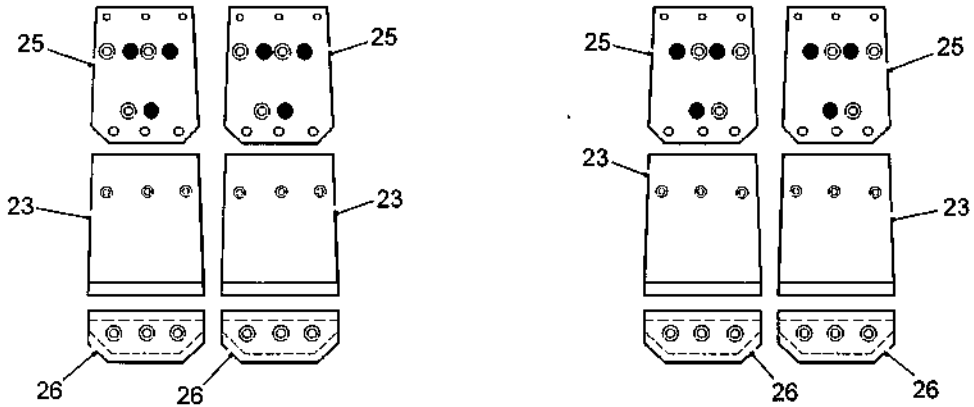
Machines from Serial No T2-210

## Share Assemblies For 2 Row Work

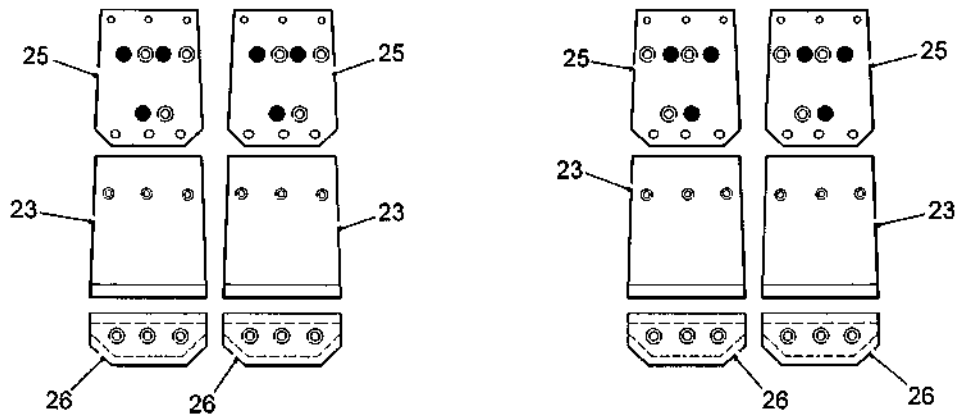
### Plastic Shares For 36" Rows



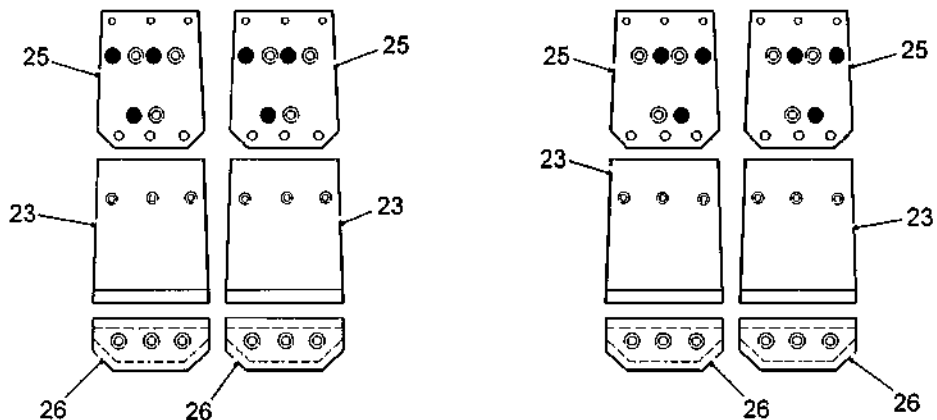
### Plastic Shares For 34" Rows



### Plastic Shares For 32" Rows



### Plastic Shares For 30" Rows






**T2 SPARE PARTS****4.6b**

Machines from Serial No T2-210

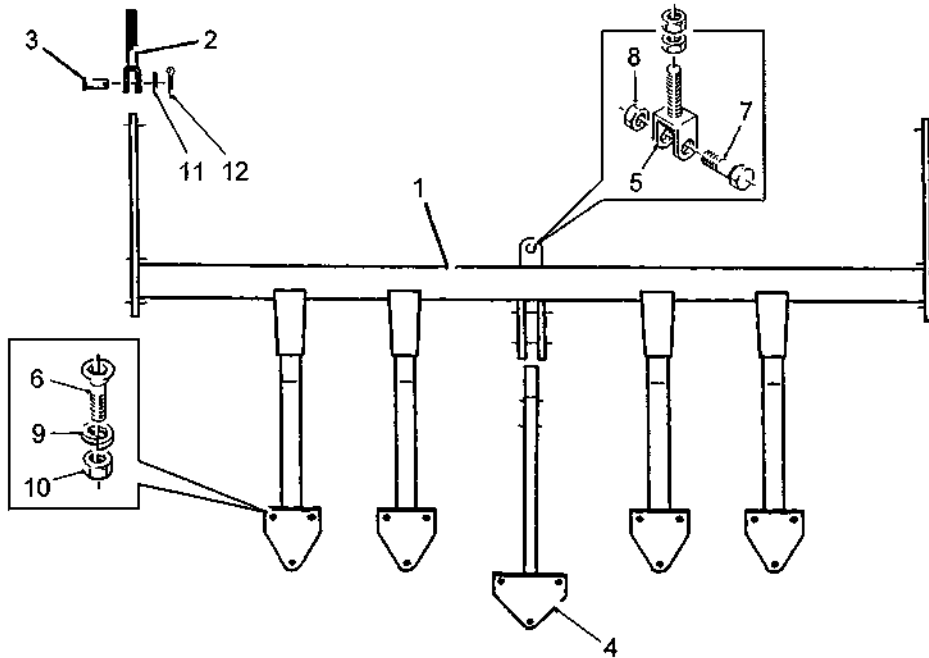
**Shares Assemblies For 2 Row Work**

Item	Part No.	Description	Qty.	Remarks
1	RPA610.308517	Share Bar	1	
2	RPGM100.03729	Adjuster Clevis	2	
3	RPM146.304702	Retaining Pin	2	
4	22016012/030	M12x30 CSK Socket Head Screw	12	Steel shares only
	22016012/040	M12x40 CSK Socket Head Screw	12	Plastic shares only
5	22052012	M12 Spring Washer	12	
6	22029012	M12 Full Nut	12	
7	22046020C	M20 Flat Washer	2	
8	22078005/040	Ø5x40 Split Pin	2	
9				
		<b>Steel Shares Consist Of:</b>		
10	22078004/022	Ø4x22 Split Pin	8	
11	RPA610.300671	Share Blade	1	
12	RPA610.300672	Share Blade	1	
13	RPA610.300692	Share Blade	1	
14	RPA610.300693	Share Blade	1	
15	RPA610.310448	Stone Flap	4	
16	RPM146.300673	Pivot Pin	4	
17	22046012C	M12 Flat Washer	8	
		<b>Plastic Shares Consist Of:</b>		
18	22016008/040	M8x40 CSK Socket Head Screw	12	
19	22029008	M8 Full Nut	12	
20	22029012	M12 Full Nut	24	
21	22052008	M8 Spring Washer	12	
22	22052012	M12 Spring Washer	24	
23	RPC730.308943	Plastic Share Blade	4	
24	22016012/040	M12x40 CSK Socket Head Screw	24	
25	RPM226.308941	Steel Profile	4	
26	RPW242.308942	Share Tip	4	
27				

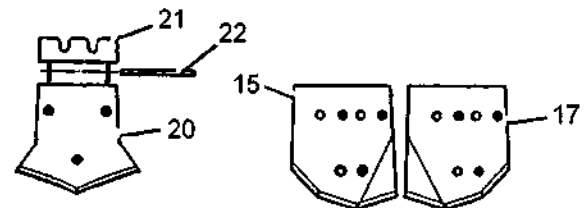
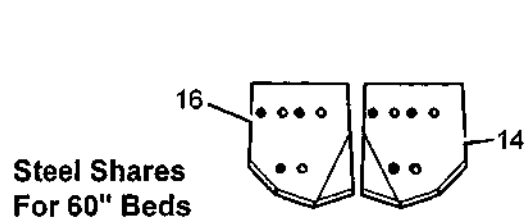
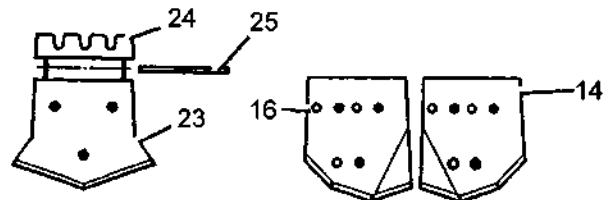
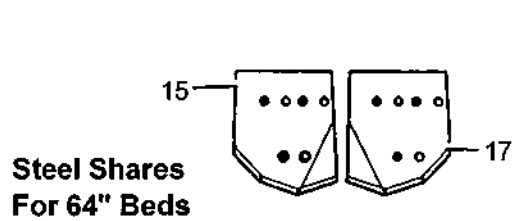
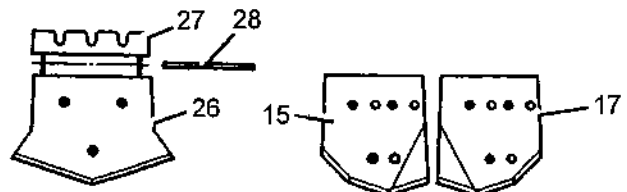
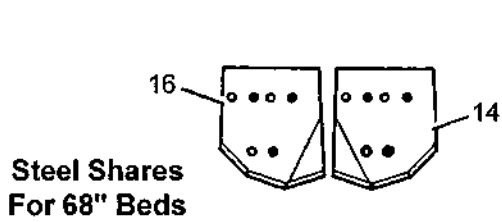
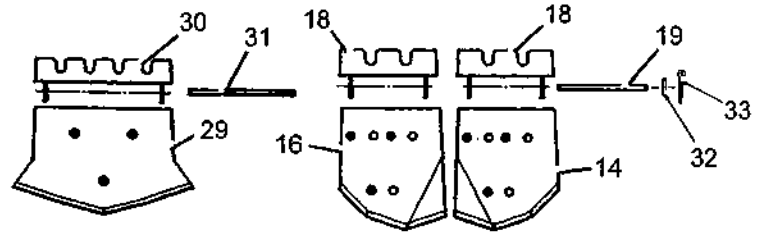
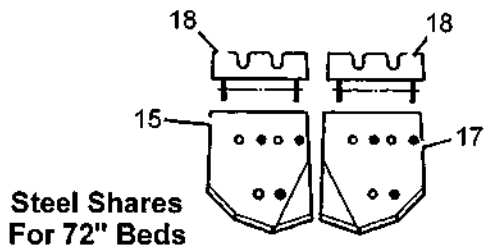


Machines from Serial No T2-210

**Share Assemblies For Bed Work**



T2-SP024



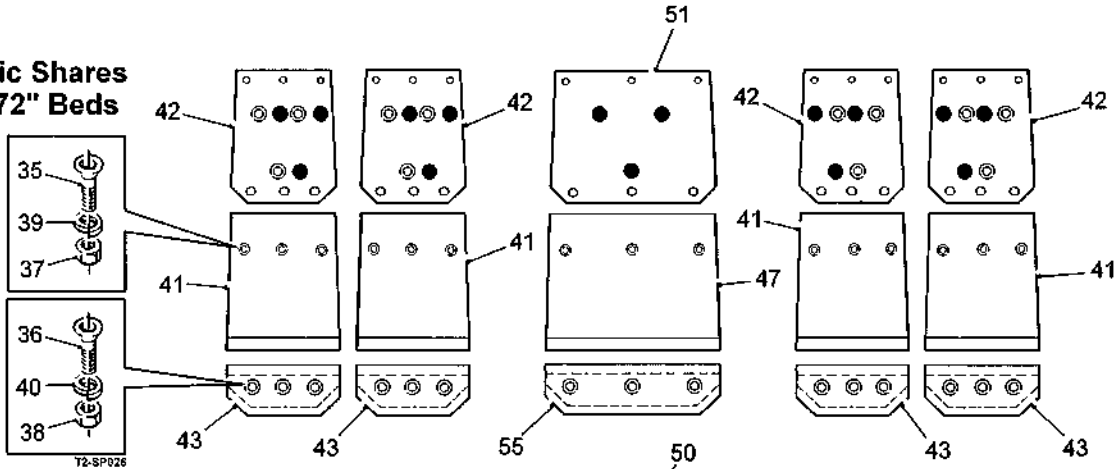
# 4.7a

# T2 SPARE PARTS

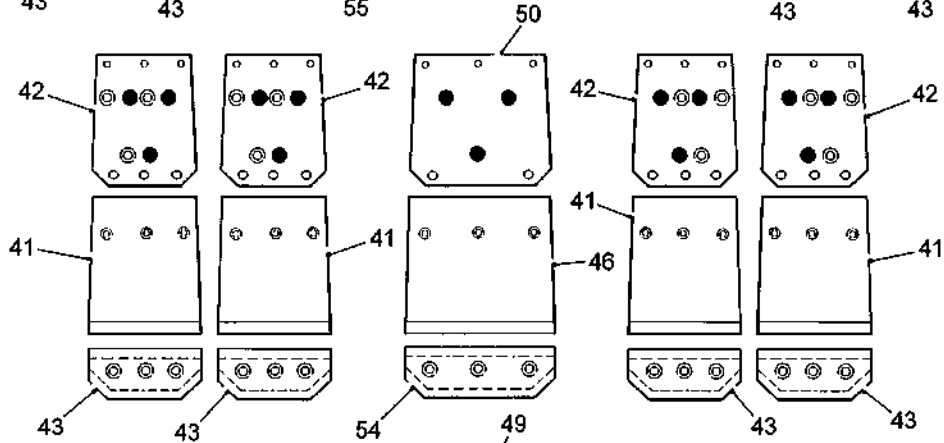
Machines from Serial No T2-210

## Share Assemblies For Bed Work

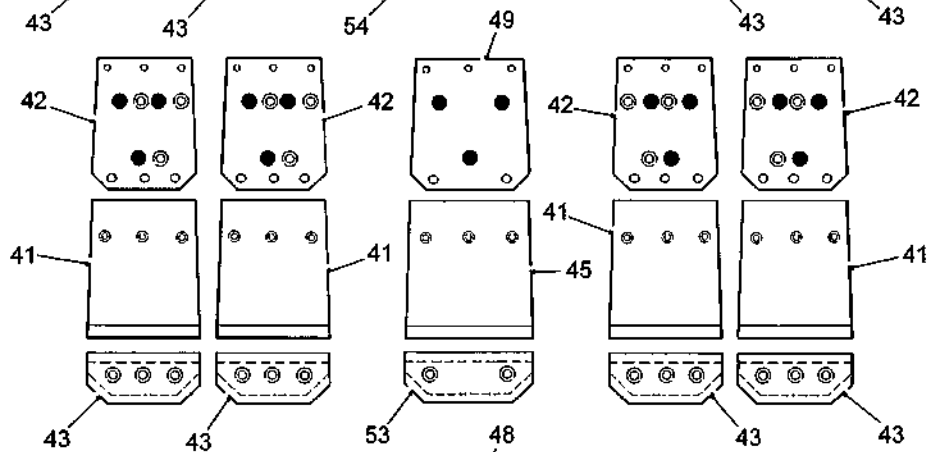
### Plastic Shares For 72" Beds



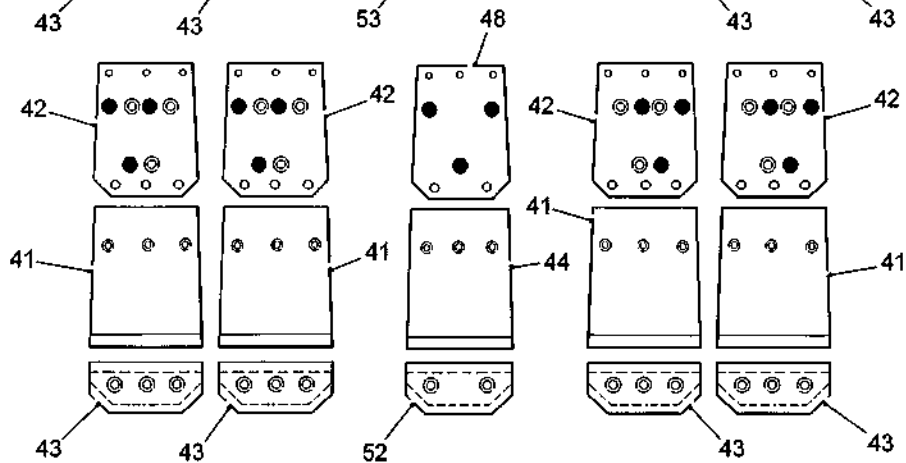
### Plastic Shares For 68" Beds



### Plastic Shares For 64" Beds



### Plastic Shares For 60" Beds



# T2 SPARE PARTS

4.7b

Machines from Serial No T2-210

## Shares Assemblies For Bed Work

Item	Part No.	Description	Qty.	Remarks
1	RPA610.308517	Share Bar	1	
2	RPGM100.03729	Adjuster Clevis	2	
3	RPM146.304702	Retaining Pin	2	
4	RPS780	Bolt-on Share Arm	1	
5	RPS781	Share Arm Adjuster	1	
6	22016012/030	M12x30 CSK Socket Head Screw	15	Steel shares only
	22016012/040	M12x40 CSK Socket Head Screw	15	Plastic shares only
7	22012016/060	M16x60 Bolt	1	
8	22041016	M16 Nyloc Nut	1	
9	22052012	M12 Spring Washer	15	
10	22029012	M12 Full Nut	15	
11	22046020C	M20 Flat Washer	2	
12	22078005/040	Ø5x40 Split Pin	2	
13				
		<b>Steel Shares Consist Of:</b>		
14	RPA610.300671	Share Blade	1	
15	RPA610.300672	Share Blade	1	
16	RPA610.300692	Share Blade	1	
17	RPA610.300693	Share Blade	1	
18	RPA610.310448	Stone Flap	4	
19	RPM146.300673	Pivot Pin	4	
20	RPA610.300882	Centre Share Blade	1	60"beds
21	RPA610.310456	Stone Flap	1	60"beds
22	RPM146.300885	Pivot Pin	1	60"beds
23	RPA610.300886	Centre Share Blade	1	64"beds
24	RPA610.310454	Stone Flap	1	64"beds
25	RPM146.300889	Pivot Pin	1	64"beds
26	RPA610.300890	Centre Share Blade	1	68"beds
27	RPA610.310452	Stone Flap	1	68"beds
28	RPM146.300893	Pivot Pin	1	68"beds
29	RPA610.300894	Centre Share Blade	1	72"beds
30	RPA610.310450	Stone Flap	1	72"beds
31	RPM146.300897	Pivot Pin	1	72"beds
32	22046012C	M12 Flat Washer	10	
33	22078004/022	Ø4x22 Split Pin	10	
34				
		<b>Plastic Shares Consist Of:</b>		
35	22016008/040	M8x40 CSK Socket Head Screw	15	
36	22016012/040	M12x40 CSK Socket Head Screw	15	Qty x14 on 60"&64"beds
37	22029008	M8 Full Nut	15	
38	22029012	M12 Full Nut	15	Qty x14 on 60"&64"beds
39	22052008	M8 Spring Washer	15	
40	22052012	M12 Spring Washer	15	Qty x14 on 60"&64"beds
41	RPC730.308943	Plastic Share Blade	4	
42	RPM226.308941	Steel Profile	4	
43	RPW242.308942	Share Tip	4	
44	RPC730.308946	Centre Plastic Share Blade	1	60"beds
45	RPC730.308949	Centre Plastic Share Blade	1	64"beds
46	RPC730.308952	Centre Plastic Share Blade	1	68"beds
47	RPC730.308955	Centre Plastic Share Blade	1	72"beds

**4.7c****T2 SPARE PARTS**

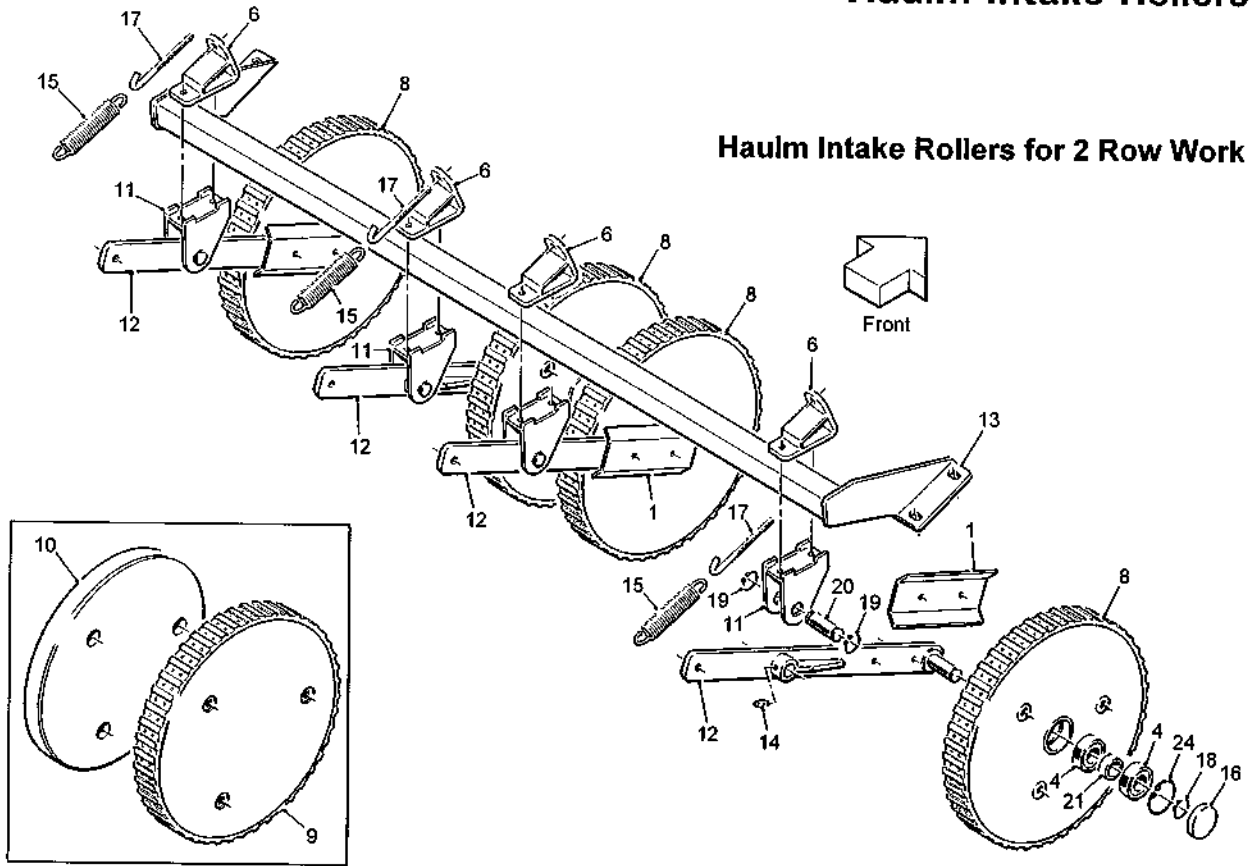
Machines from Serial No T2-210

**Shares Assemblies For Bed Work**

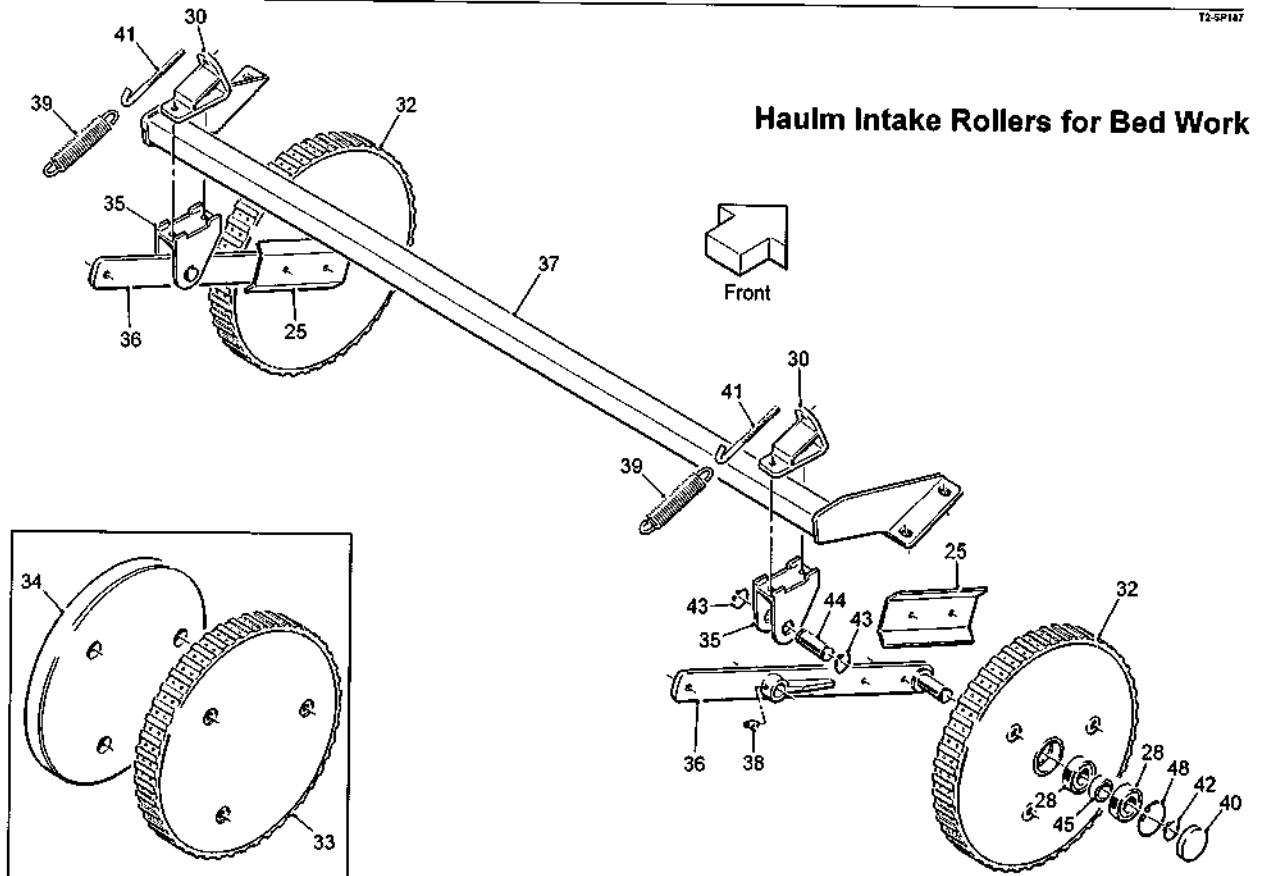
Item	Part No.	Description	Qty.	Remarks
48	RPM226.308944	Centre Steel Profile	1	60"beds
49	RPM226.308947	Centre Steel Profile	1	64"beds
50	RPM226.308950	Centre Steel Profile	1	68"beds
51	RPM226.308953	Centre Steel Profile	1	72"beds
52	RPW242.308945	Centre Share Tip	1	60"beds
53	RPW242.308948	Centre Share Tip	1	64"beds
54	RPW242.308951	Centre Share Tip	1	68"beds
55	RPW242.308954	Centre Share Tip	1	72"beds

Machines from Serial No T2-210

## Haulm Intake Rollers



T2-SP147



Machines from Serial No T2-210

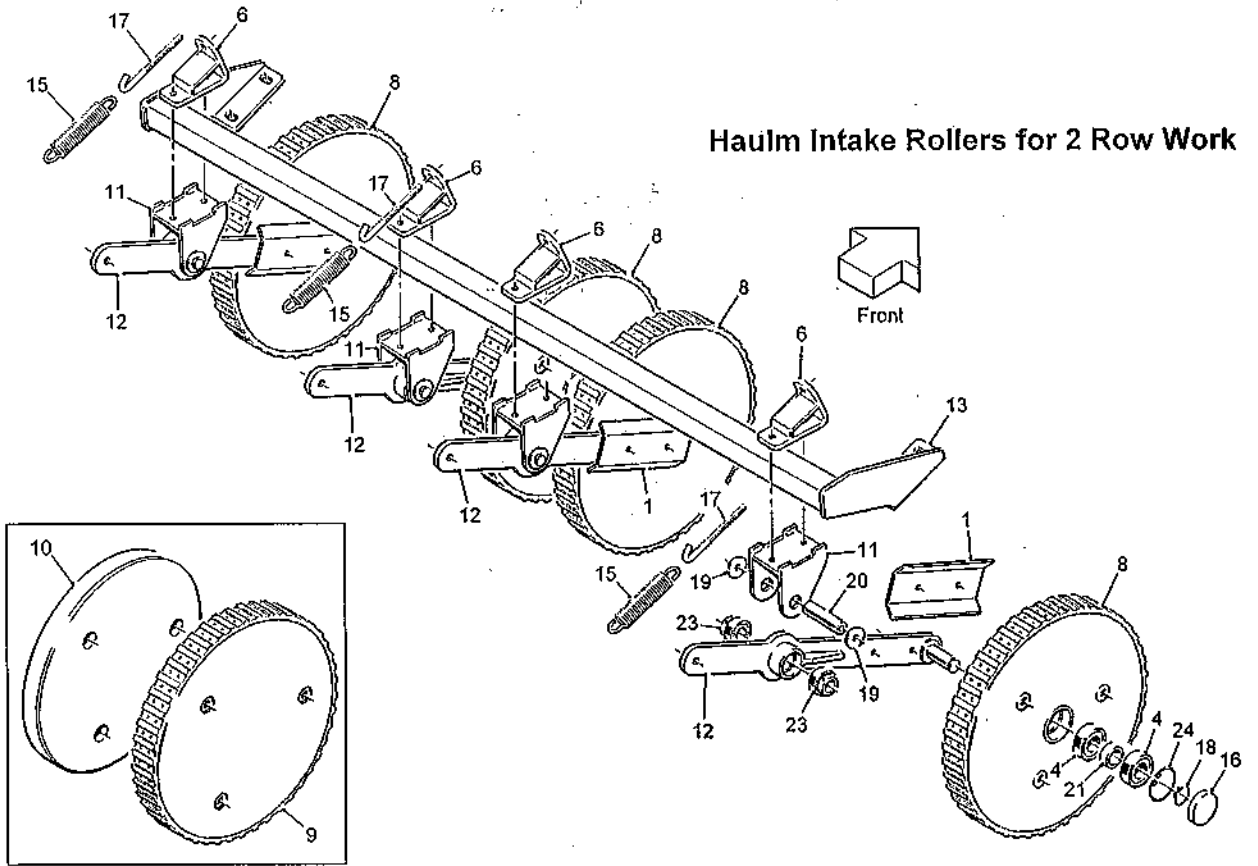
## Haulm Intake Rollers

Item	Part No.	Description	Qty.	Remarks
		<b>Haulm Intake Rollers for 2 Row Work</b>		
		<b>Consists Of:</b>		
1	62896	Scraper	4	
2				
3				
4	62042RS	Bearing	8	
5				
6	RP305587A	Anchor Bracket	4	
7				
8	RPA510.300440	Haulm Feed Roller	4	
9	RPA510.300704	50mm Bolt-on Haulm Feed Roller	a/r	Optional
10	RPA610.300474	25mm Bolt-on Haulm Feed Roller	a/r	Optional
11	RPA610.305590	Pivot Bracket	4	
12	RPA610.305595	Mounting Arm	4	
13	RPA610.305598	Bridge	1	
14	RPC648.081250	M8 Straight Grease Nipple	4	
15	RPC676.302597	Spring	4	
16	RPC730.300988	Rubber Plug	4	
17	RPF128.110130	M10 Hook Bolt	4	
18	RPF200.020175	Ø20 External Circlip	4	
19	RPF200.025200	Ø25 External Circlip	8	
20	RPM146.305591	Pivot Pin	4	
21	RPM176.300469	Spacer	4	
22				
23				
24	W0113	Ø47 Internal Circlip	4	
		<b>Haulm Intake Rollers for Bed Work</b>		
		<b>Consists Of:</b>		
25	62896	Scraper	2	
26				
27				
28	62042RS	Bearing	4	
29				
30	RP305587A	Anchor Bracket	2	
31				
32	RPA510.300440	Haulm Feed Roller	2	
33	RPA510.300704	50mm Bolt-on Haulm Feed Roller	a/r	Optional
34	RPA610.300474	25mm Bolt-on Haulm Feed Roller	a/r	Optional
35	RPA610.305590	Pivot Bracket	2	
36	RPA610.305595	Mounting Arm	2	
37	RPA610.305598	Bridge	1	
38	RPC648.081250	M8 Straight Grease Nipple	2	
39	RPC676.302597	Spring	2	
40	RPC730.300988	Rubber Plug	2	
41	RPF128.110130	M10 Hook Bolt	2	
42	RPF200.020175	Ø20 External Circlip	2	
43	RPF200.025200	Ø25 External Circlip	4	
44	RPM146.305591	Pivot Pin	2	
45	RPM176.300469	Spacer	2	
46				
47				
48	W0113	Ø47 Internal Circlip	2	

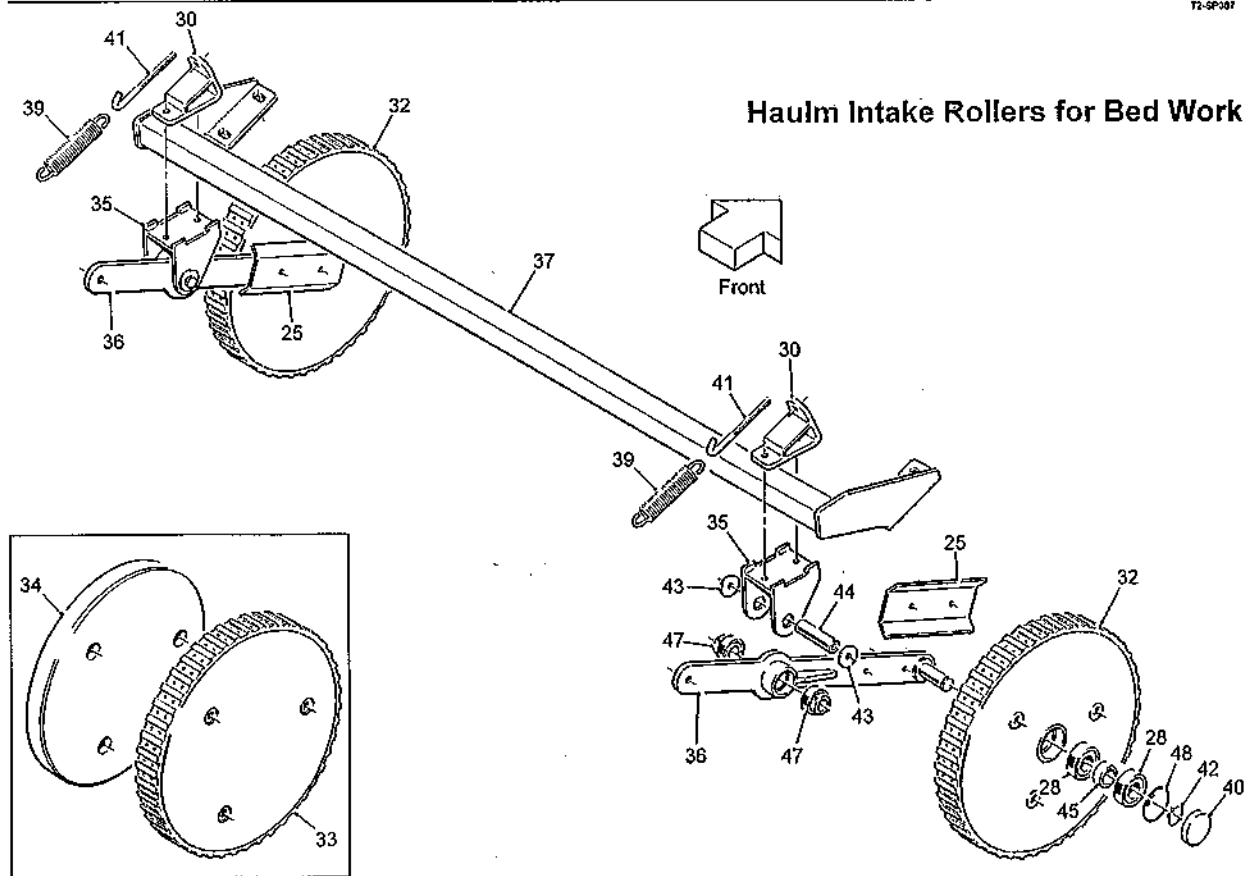


Machines from Serial No T2-251

Haulm Intake Rollers



T2-SP087



Machines from Serial No T2-251

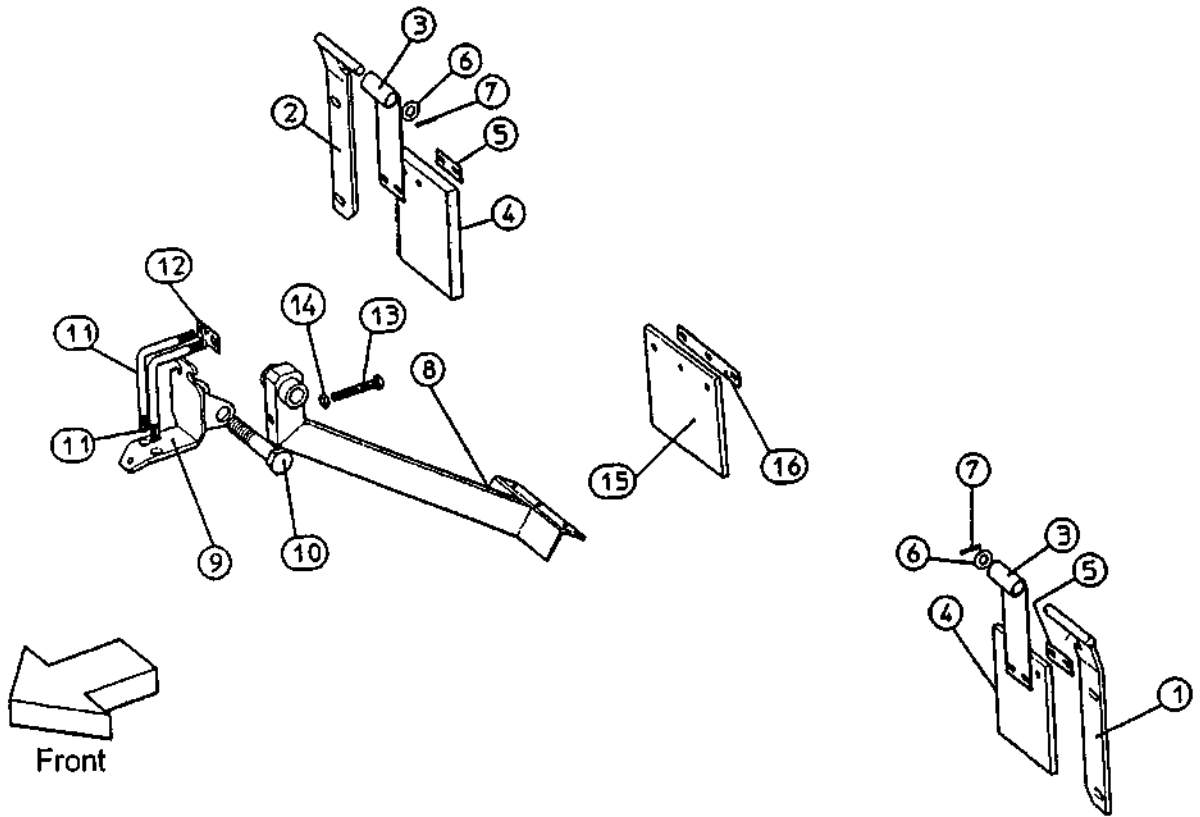
## Haulm Intake Rollers

Item	Part No.	Description	Qty.	Remarks
		<b>Haulm Intake Rollers for 2 Row Work</b>		
		<b>Consists Of:</b>		
1	62896	Scraper	4	
2				
3				
4	62042RS	Bearing	8	
5				
6	RP305587A	Anchor Bracket	4	
7				
8	RPA510.300440	Haulm Feed Roller	4	
9	RPA510.300704	50mm Bolt-on Haulm Feed Roller	a/r	Optional
10	RPA610.300474	25mm Bolt-on Haulm Feed Roller	a/r	Optional
11	64731	Pivot Bracket	4	
12	64732	Mounting Arm	4	
13	RPA610.305598	Bridge	1	
14				
15	RPC676.302597	Spring	4	
16	RPC730.300988	Rubber Plug	4	
17	RPF128.110130	M10 Hook Bolt	4	
18	RPF200.020175	Ø20 External Circlip	4	
19	SS040011/003	Washer	8	
20	64733	Pivot Pin	4	
21	RPM176.300469	Spacer	4	
22				
23	1120-20	Bearing	4	
24	W0113	Ø47 Internal Circlip	4	
		<b>Haulm Intake Rollers for Bed Work</b>		
		<b>Consists Of:</b>		
25	62896	Scraper	2	
26				
27				
28	62042RS	Bearing	4	
29				
30	RP305587A	Anchor Bracket	2	
31				
32	RPA510.300440	Haulm Feed Roller	2	
33	RPA510.300704	50mm Bolt-on Haulm Feed Roller	a/r	Optional
34	RPA610.300474	25mm Bolt-on Haulm Feed Roller	a/r	Optional
35	64731	Pivot Bracket	2	
36	64732	Mounting Arm	2	
37	RPA610.305598	Bridge	1	
38				
39	RPC676.302597	Spring	2	
40	RPC730.300988	Rubber Plug	2	
41	RPF128.110130	M10 Hook Bolt	2	
42	RPF200.020175	Ø20 External Circlip	2	
43	SS040011/003	Washer	4	
44	64733	Pivot Pin	2	
45	RPM176.300469	Spacer	2	
46				
47	1120-20	Bearing	4	
48	W0113	Ø47 Internal Circlip	2	

Machines from Serial No T2-210

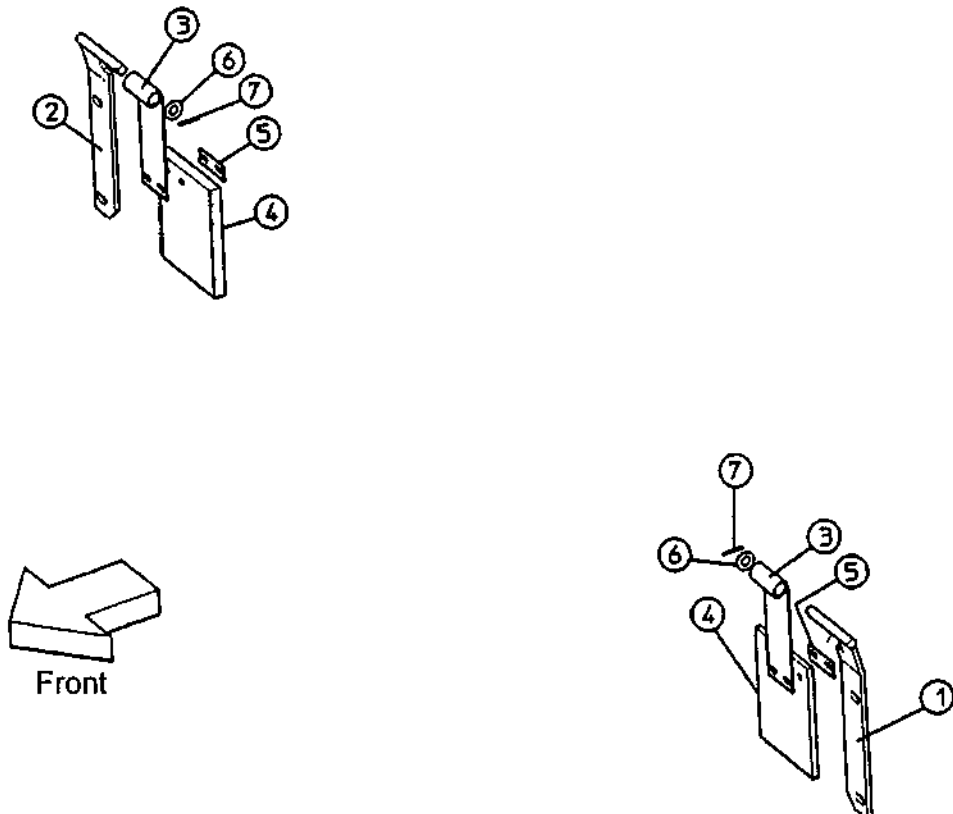
## 2 ROW WORK

## Anti Roll-back Flaps



EP-SP101

## BED WORK



**4.10a****T2 SPARE PARTS**

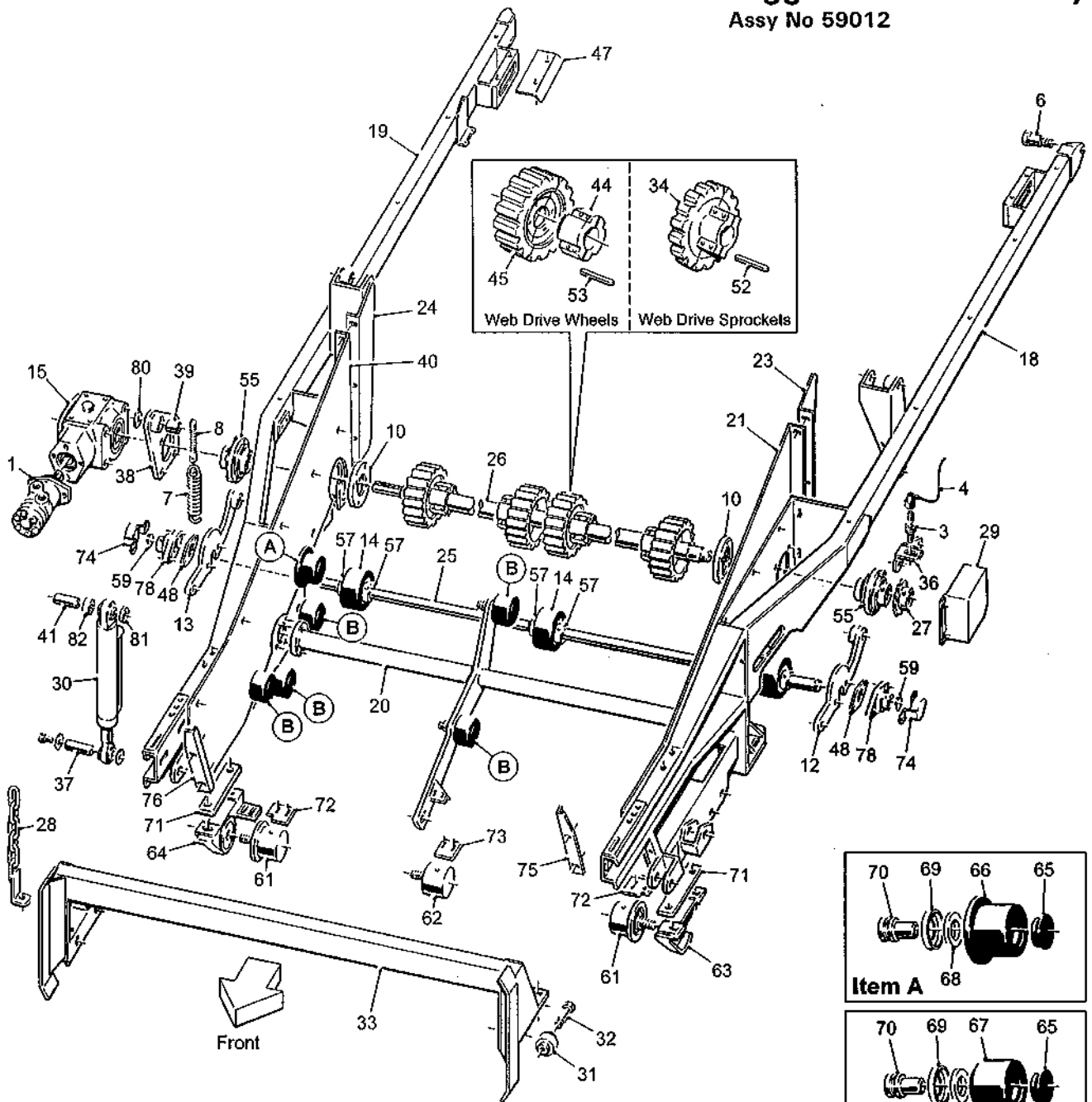
Machines from Serial No T2-210

**Anti Roll-back Flaps**

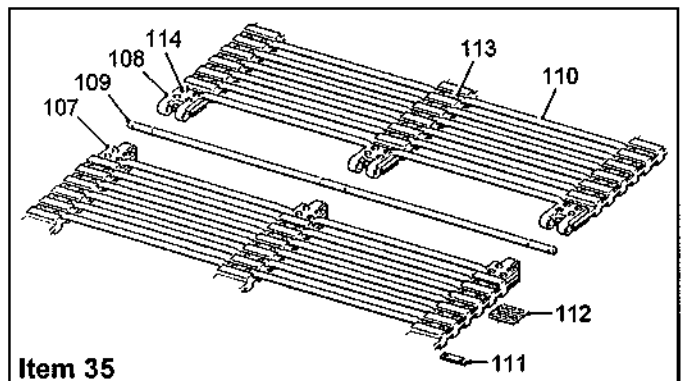
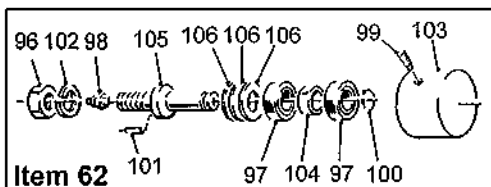
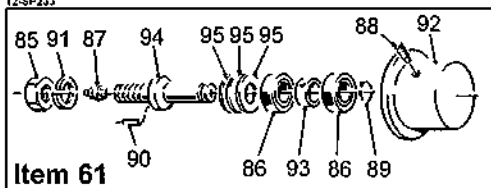
Item	Part No.	Description	Qty.	Remarks
1	RPA610.308799	Mounting LH	1	
2	RPA610.308800	Mounting RH	1	
3	RPA610.308795	Mounting Plate	2	
4	RPC730.308801	Baffle (36"rows)	2	
	RPC730.308802	Baffle (34"rows)	2	
	RPC730.308803	Baffle (32"rows)	2	
	RPC730.308804	Baffle (30"rows)	2	
5	RPM256.308805	Clamp Strip	2	
6	22046016C	M16 Flat Washer	2	
7	22067004/025	Ø4x35 Roll Pin	2	
8	RPA610.303136	Centre Flap Arm	1	
9	RPA610.302226	Centre Flap Mounting Plate	1	
10	22012024/120	M24x120 Bolt	1	
11	RPM186.302071	L' Stud	2	
12	RPM225.302070	Keep Plate	1	
13	22011012/130	M12x130 Set Screw	1	
14	22029012	M12 Full Nut	1	
15	RPC730.303149	Centre Rubber Flap (36"rows)	1	
	RPC730.306910	Centre Rubber Flap (34"rows)	1	
	RPC730.306911	Centre Rubber Flap (32"rows)	1	
	RPC730.306912	Centre Rubber Flap (30"rows)	1	
16	RPM256.306921	Centre Clamp Strip	1	

Machines from Serial No T2-210

## Digger Web Assembly Assy No 59012



T2-SP233



## 4.11a

## T2 SPARE PARTS

Machines from Serial No T2-210

## Digger Web Assembly

Assy No 59012

Item	Part No.	Description	Qty.	Remarks
1	11201	Hydraulic Motor (80cc)	1	
	37897	Hydraulic Motor (100cc)	1	
2				
3	32037/1	Proximity Sensor	1	
4	32037/4	Sensor Cable (10m)	1	
5				
6	42043	Digger Pivot Pin	2	
7	42679	Tension Spring	2	
8	42800	Spring tensioner	2	
9				
10	46401	Bearing Plate	2	
11				
12	56109	Tension Roller Arm LH	1	
13	56110	Tension Roller Arm RH	1	
14	56226	Tension Roller	3	
15	56640	Gearbox Assembly	1	
16				
17				
18	59128	LH Digger Frame	1	
19	59129	RH Digger Frame	1	
20	59130	Roller Support Frame	1	
21	59131	Stainless Steel Side Panel LH	1	
22				
23	59133	Stainless Steel Deflector Panel LH	1	
24	59134	Stainless Steel Deflector Panel RH	1	
25	59135A	Tensioner Roller Shaft	1	Prior to 2019 was 59135
26	59234A	Digger Web Drive Shaft	1	
27	59277	Sensor Disc	1	
28	59307	Transport Chain	2	
29	59312	Sensor Guard	1	
30	59341A	Hydraulic Ram	2	
31	59342	Guide Roller	2	
32	59343	Shoulder Bolt	2	
33	59345	Bridge	1	
34	59452	28mm Pitch Web Drive Sprocket	4	
	59753	32mm Pitch Web Drive Sprocket	4	
	56397	36mm Pitch Web Drive Sprocket	4	
35	59453MF	28mm Pitch Web	1	(see list at end)
	59740MF	32mm Pitch Web	1	(see list at end)
	59202MF	36mm Pitch Web	1	(see list at end)
	62601MF	40mm Pitch Web	1	(see list at end)
	59999MF	45mm Pitch Web	1	(see list at end)
	62542MF	50mm Pitch Web	1	(see list at end)
36	59477	Sensor Bracket	1	
37	59492	Ø25 Ram Pin	2	
38	59678A	Motor Reaction Bracket	1	
39	59680	Bush	1	
40	59695	Stainless Steel Side Panel RH	1	
41	59748	Ø25 Ram Pin	2	
42				
43				

# T2 SPARE PARTS

4.11b

Machines from Serial No T2-210

## Digger Web Assembly

Assy No 59012

Item	Part No.	Description	Qty.	Remarks
44	62036	Drive Wheel Hub	4	
45	62037/28/22	28mm Pitch Web Drive Wheel	4	
	62037/32/18	32mm Pitch Web Drive Wheel	4	
	62037/36/16	36mm Pitch Web Drive Wheel	4	
	62037/40/16	40mm Pitch Web Drive Wheel	4	
	62037/45/13	45mm Pitch Web Drive Wheel	4	
	62037/50/12	50mm Pitch Web Drive Wheel	4	
46				
47	62900	Dirt Shield	2	
48	64299	Spacer Plate	a/r	
49				
50				
51				
52	22062A018/115	18x9.7x115 Key	4	
53	22062018/115	18x11x115 Key	4	
54				
55	MFC50HLT	Bearing Complete	2	
56				
57	PS326M	Locking Collar	6	
58				
59	RH56	Ø30 External Circlip	2	
60				
61	RPA510.308681	Flanged Steel Roller Assembly	2	(see list at end)
62	RPA510.308684	Plain Steel Roller Assembly	1	(see list at end)
63	RPA610.308694	LH Roller Mounting	1	
64	RPA610.308695	RH Roller Mounting	1	
65	RPC620.303070	Cap	10	
66	RPC700.300146	Flanged Roller c/w Bearings	2	
67	RPC700.300147	Plain Roller c/w Bearings	8	
68	RPGM070.00446	Felt Seal Ring	10	
69	RPGM089.00565	Roller Shield	10	
70	RPM180.303071	Pivot Bush	10	
71	RPM225.308696	Spacer Plate	2	
72	RPW240.300135	Roller Scraper	2	
73	RPW240.300445	Roller Scraper	1	
74	RPS603	Bearing Guard	2	
75	RPS695	LH Clamp Plate	1	
76	RPS696	RH Clamp Plate	1	
77				
78	SFT30	Bearing	2	
79				
80	SS050017/006	Steel Spacer	1	
81	SS035026/010	Steel Spacer	2	
82	SS035026/020	Steel Spacer	2	
83				
84				
	<b>RPA510.308681</b>	<b>Flanged Roller Assembly Consists Of:</b>		
85	22029024	M24 Full Nut	1	
86	6205	Bearing	2	
87	RC648.081250	M8 Grease Nipple	1	
88	RPF136.308016	M8x16 Dog Screw	1	
89	RPF200.025200	Ø25 External Circlip	1	
90	RPF222.060016	Ø6x16 Groove Pin	1	
91	RPF290.124000	M24 Shakeproof Washer	1	
92	RPGM001.00180	Flanged Steel Roller	1	

## 4.11c

## T2 SPARE PARTS

Machines from Serial No T2-210

## Digger Web Assembly

Assy No 59012

Item	Part No.	Description	Qty.	Remarks
93	RPM176.307416	Spacer	1	
94	RPM180.307415	Spindle	1	
95	RPS210.002052	Metal Seal	3	
	<b>RPA510.308684</b>	<b>Plain Roller Assembly Consists Of:</b>		
96	22029024	M24 Full Nut	1	
97	6205	Bearing	2	
98	RPC648.081250	M8 Grease Nipple	1	
99	RPF136.308016	M8x16 Dog Screw	1	
100	RPF200.025200	Ø25 External Circlip	1	
101	RPF222.060016	Ø6x16 Groove Pin	1	
102	RPF290.124000	M24 Shakeproof Washer	1	
103	RPGM001.00059	Plain Steel Roller	1	
104	RPM176.307416	Spacer	1	
105	RPM180.307415	Spindle	1	
106	RPS210.002052	Metal Seal	3	
	<b>59453MF</b>	<b>28mm Pitch Digger Web</b>		
		<b>Consists Of:</b>		
107	59459MF/1	28mm Pitch Male Joiners & Rod	1	
108	59459MF/2	28mm Pitch Female Joiners & Rod	1	
109	59202MF/3	Joining Rod	1	
110	59740/1	Web Rod	104	
111	12238/6	Clamp Plate	312	
112	57058/28/3	Tapped Clamp Plate	6	
113	57058/4	Ø5.5x23 Rivet	624	
114	22016006/025	M6x25 CSK Setscrew	12	
	<b>59740MF</b>	<b>32mm Pitch Digger Web</b>		
		<b>Consists Of:</b>		
107	59740MF/1	32mm Pitch Male Joiners & Rod	1	
108	59740MF/2	32mm Pitch Female Joiners & Rod	1	
109	59202MF/3	Joining Rod	1	
110	59740/1	Web Rod	91	
111	12238/6	Clamp Plate	273	
112	-	Tapped Clamp Plate	6	
113	57058/4	Ø5.5x23 Rivet	546	
114	22016006/025	M6x25 CSK Setscrew	-	
	<b>59202MF</b>	<b>36mm Pitch Digger Web</b>		
		<b>Consists Of:</b>		
107	59202MF/1	36mm Pitch Male Joiners & Rod	1	
108	59202MF/2	36mm Pitch Female Joiners & Rod	1	
109	59202MF/3	Joining Rod	1	
110	59740/1	Web Rod	80	
111	12238/6	Clamp Plate	240	
112	57456/36/3	36mm Pitch Tapped Clamp Plate	6	
113	57058/4	Ø5.5x23 Rivet	480	
114	22016006/025	M6x25 CSK Setscrew	24	



**T2 SPARE PARTS****4.11d**

Machines from Serial No T2-210

**Digger Web Assembly****Assy No 59012**

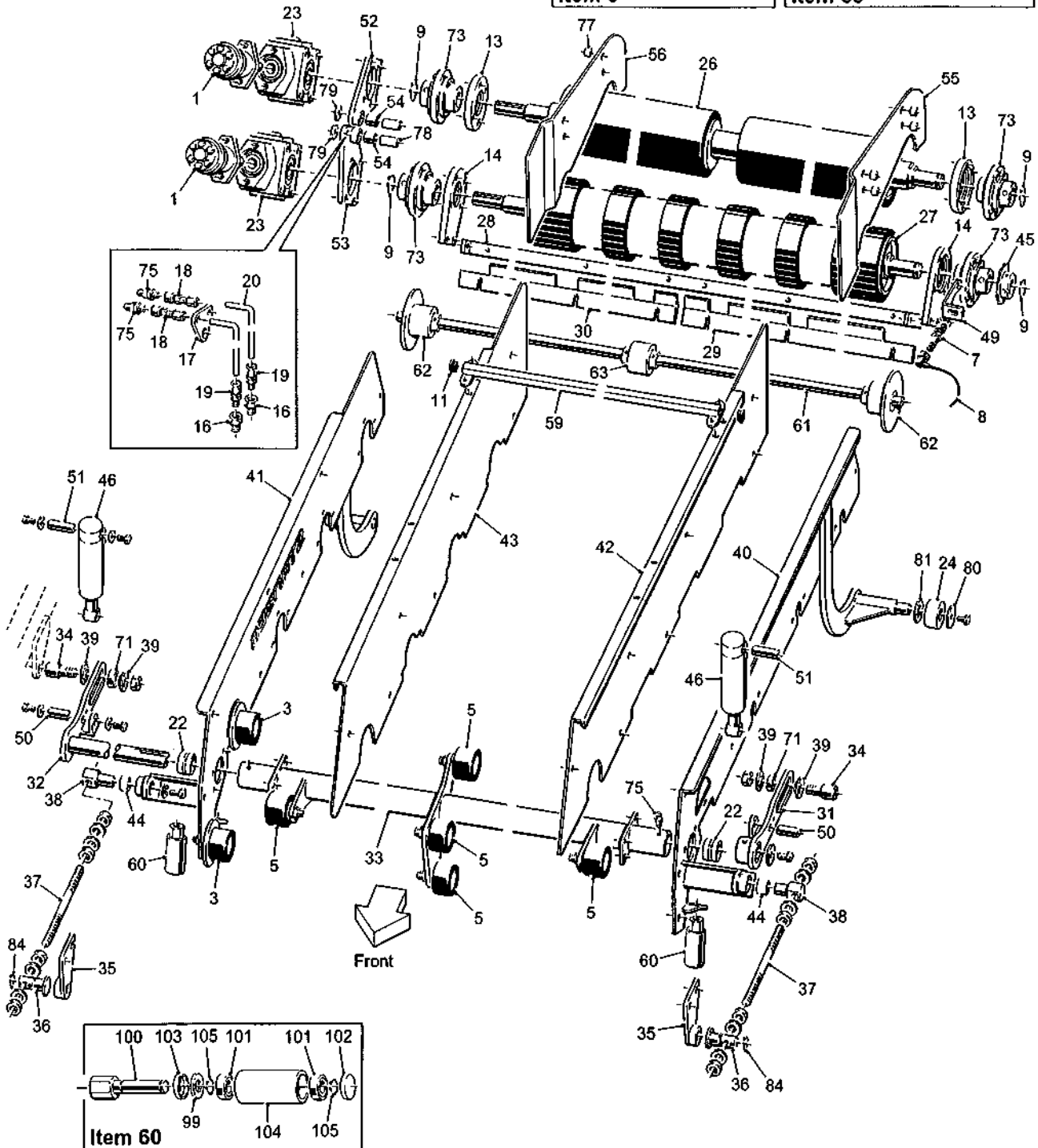
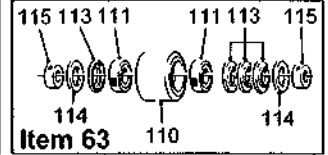
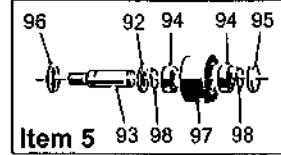
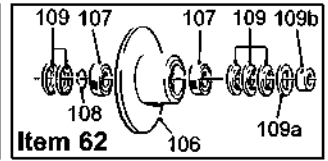
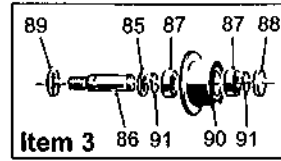
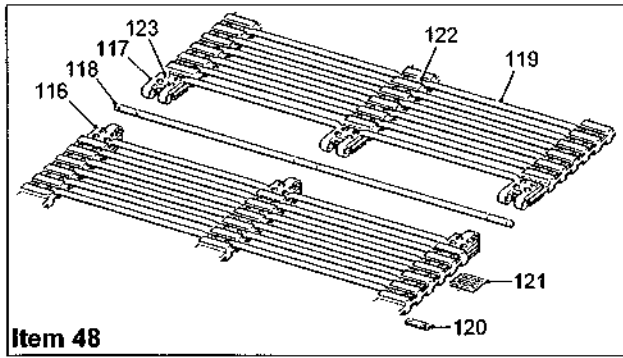
Item	Part No.	Description	Qty.	Remarks
	<b>62601MF</b>	<b>40mm Pitch Digger Web</b>		
		<b>Consists Of:</b>		
107	59236MF/1	40mm Pitch Male Joiners & Rod	1	
108	59236MF/2	40mm Pitch Female Joiners & Rod	1	
109	59202MF/3	Joining Rod	1	
110	59740/1	Web Rod	72	
111	12238/6	Clamp Plate	216	
112	59236/3	40mm Pitch Tapped Clamp Plate	6	
113	57058/4	Ø5.5x23 Rivet	432	
114	22016006/025	M6x25 CSK Setscrew	24	
	<b>59999MF</b>	<b>45mm Pitch Digger Web</b>		
		<b>Consists Of:</b>		
107	59237MF/1	45mm Pitch Male Joiners & Rod	1	
108	59237MF/2	45mm Pitch Female Joiners & Rod	1	
109	59202MF/3	Joining Rod	1	
110	59740/1	Web Rod	64	
111	12238/6	Clamp Plate	192	
112	57058/45/4HD	45mm Pitch Tapped Clamp Plate	6	
113	57058/4	Ø5.5x23 Rivet	384	
114	22016006/025	M6x25 CSK Setscrew	24	
	<b>62542MF</b>	<b>50mm Pitch Digger Web</b>		
		<b>Consists Of:</b>		
107	59238MF/1	50mm Pitch Male Joiners & Rod	1	
108	59238MF/2	50mm Pitch Female Joiners & Rod	1	
109	59202MF/3	Joining Rod	1	
110	59740/1	Web Rod	57	
111	12238/6	Clamp Plate	171	
112	59238/3	50mm Pitch Tapped Clamp Plate	6	
113	57058/4	Ø5.5x23 Rivet	342	
114	22016006/025	M6x25 CSK Setscrew	24	



Machines from Serial No T2-210

## Sieving Web Assembly

Assy No 59016



## 4.12a

## T2 SPARE PARTS

Machines from Serial No T2-210

## Sieving Web Assembly

Assy No 59016

Item	Part No.	Description	Qty.	Remarks
1	11201	Hydraulic Motor (80cc)	2	
	37898	Hydraulic Motor (125cc)	2	
2				
3	12506	Roller Assembly	4	(see list at end)
4				
5	19356	Roller Assembly	5	(see list at end)
6				
7	32037/1	Proximity Sensor	1	
8	32037/2	Sensor Cable (5m)	1	
9	33130/16	Ø50 External Circlip	4	
10				
11	37753	Plastic Insert (30x30)	2	
12				
13	46401	Bearing Plate	2	
14	46402	Scraper Plate	2	
15				
16	51137	1/8"-1/4"UNF Adaptor	2	
17	51668	Grease Nipple Mounting Plate	1	
18	51669	Plate Adaptor	2	
19	51670	Straight Connector	2	
20	51671/350	Tube (350mm)	2	
21				
22	56377	Nylon Bush	2	
23	56641	Gearbox Assembly	2	
24	56829	Nylon Roller	2	
25				
26	59112	Main Drive Shaft	1	
27	59113	Assister Shaft	1	
28	59124	Scraper Bar	1	
29	59125	LH Scraper	1	
30	59126	RH Scraper	1	
31	59194	LH Lift Arm	1	
32	59195	RH Lift Arm	1	
33	59197	Support Roller Frame	1	
34	59198	Bearing Spigot	2	
35	59199	Pivot Adjuster Bracket	2	
36	59200	Pivot Adjuster Pin	2	
37	59201	Adjuster Rod	2	
38	59203	Pivot Boss	2	
39	59206	Top Hat Spacer	4	
40	59207	LH Web Side	1	
41	59208	RH Web Side	1	
42	59216	LH Stainless Steel Panel	1	
43	59217	RH Stainless Steel Panel	1	
44	59268	Nylon Bush	2	
45	59278	Sensor Disc	2	
46	59360	Hydraulic Ram		
47				
48	59459MF	28mm Pitch Web	1	(see list at end)
	59235MF	36mm Pitch Web	1	(see list at end)
	59236MF	40mm Pitch Web	1	(see list at end)
	59237MF	45mm Pitch Web	1	(see list at end)
	59238MF	50mm Pitch Web	1	(see list at end)
	62396MF	56mm Pitch Web	1	(see list at end)

**T2 SPARE PARTS****4.12b**

Machines from Serial No T2-210

**Sieving Web Assembly****Assy No 59016**

Item	Part No.	Description	Qty.	Remarks
49	59477	Sensor Bracket	1	
50	59492	Ram Pin	2	
51	59494	Ram Pin	2	
52	59678	Motor Reaction Bracket	1	
53	59679	Motor Reaction Bracket	1	
54	59680	Bush	2	
55	59853	LH Stainless Panel	1	
56	59854	RH Stainless Panel	1	
57				
58				
59	62353	Support Beam	1	
60	62906	Roller Assembly	2	(see list at end)
61	62909	Roller Shaft	1	
62	62910	Ø90 Flanged Roller Assembly	2	(see list at end)
63	62911	Ø90 Plain Roller Assembly	1	(see list at end)
64				
65				
66				
67				
68				
69				
70				
71	62042RS	Bearing	2	
72				
73	MFC50HLT	Bearing	4	
74				
75	GS412	1/8" BSP Straight Grease Nipple	4	
76				
77	SS020011/015	Steel Spacer	8	
78	SS040017/069	Steel Spacer	2	
79	SS050017/006	Steel Spacer	2	
80	SS080013/005	Steel Spacer	2	
81	SS080036/004	Steel Spacer	2	
82				
83				
84	W0166	Ø30 External Circlip	2	
	<b>12506</b>	<b>Roller Assembly Consists Of:</b>		
85	0000300504	Felt Seal	1	
86	11265	Roller Spindle	1	
87	6005RS	Bearing	2	
88	PH407	Seal	1	
89	PH408	Seal	1	
90	PH51AR	Flanged Roller	1	
91	PS843	Circlip	2	
	<b>19356</b>	<b>Roller Assembly Consists Of:</b>		
92	0000300504	Felt Seal	1	
93	11265	Roller Spindle	1	
94	6005RS	Bearing	2	
95	PH407	Seal	1	
96	PH408	Seal	1	
97	PH77AR	Plain Roller	1	
98	PS843	Circlip	2	

## 4.12c

## T2 SPARE PARTS

Machines from Serial No T2-210

## Sieving Web Assembly

Assy No 59016


Item	Part No.	Description	Qty.	Remarks
	<b>62906</b>	<b>Roller Assembly Consists Of:</b>		
99	0000300504	Felt Seal	1	Spindle (118mm) 11265B
100	11265A	Spindle (167mm)	1	
101	60052RS	Bearing	2	
102	PH407	Seal	1	
103	PH408	Seal	1	
104	37056A	Ø60 Plain Roller	1	
105	PS843	Circlip	2	
	<b>62910</b>	<b>Roller Assembly Consists Of:</b>		
106	37291	Ø90 Flanged Steel Roller	1	
107	6006RS	Bearing	2	
108	RH56	Circlip	1	
109	Z006	Sealing Ring	5	
109a	SS050031/005	Steel Spacer	1	
109b	PS326M	Locking Collar	1	
	<b>62911</b>	<b>Roller Assembly Consists Of:</b>		
110	37307	Ø90 Plain Steel Roller	1	
111	6006RS	Bearing	2	
112				
113	Z006	Sealing Ring	4	
114	SS050031/005	Steel Spacer	2	
115	PS326M	Locking Collar	2	
	<b>59459MF</b>	<b>28mm Pitch Sieving Web</b>		
		<b>Consists Of:</b>		
116	59459MF/1	28mm Pitch Male Joiners & Rod	1	
117	59459MF/2	28mm Pitch Female Joiners & Rod	1	
118	59202MF/3	Joining Rod	1	
119	59740/1	Web Rod	228	
120	12238/6	Clamp Plate	684	
121	57456/28/3	Tapped Clamp Plate	6	
122	57058/4	Ø5.5x23 Rivet	1368	
123	22016006/025	M6x25 CSK Setscrew	12	
	<b>59235MF</b>	<b>36mm Pitch Sieving Web</b>		
		<b>Consists Of:</b>		
116	59202MF/1	36mm Pitch Male Joiners & Rod	1	
117	59202MF/2	36mm Pitch Female Joiners & Rod	1	
118	59202MF/3	Joining Rod	1	
119	59740/1	Web Rod	177	
120	12238/6	Clamp Plate	531	
121	57456/36/3	36mm Pitch Tapped Clamp Plate	6	
122	57058/4	Ø5.5x23 Rivet	1062	
123	22016006/025	M6x25 CSK Setscrew	24	

**T2 SPARE PARTS****4.12d**

Machines from Serial No T2-210

**Sieving Web Assembly****Assy No 59016**

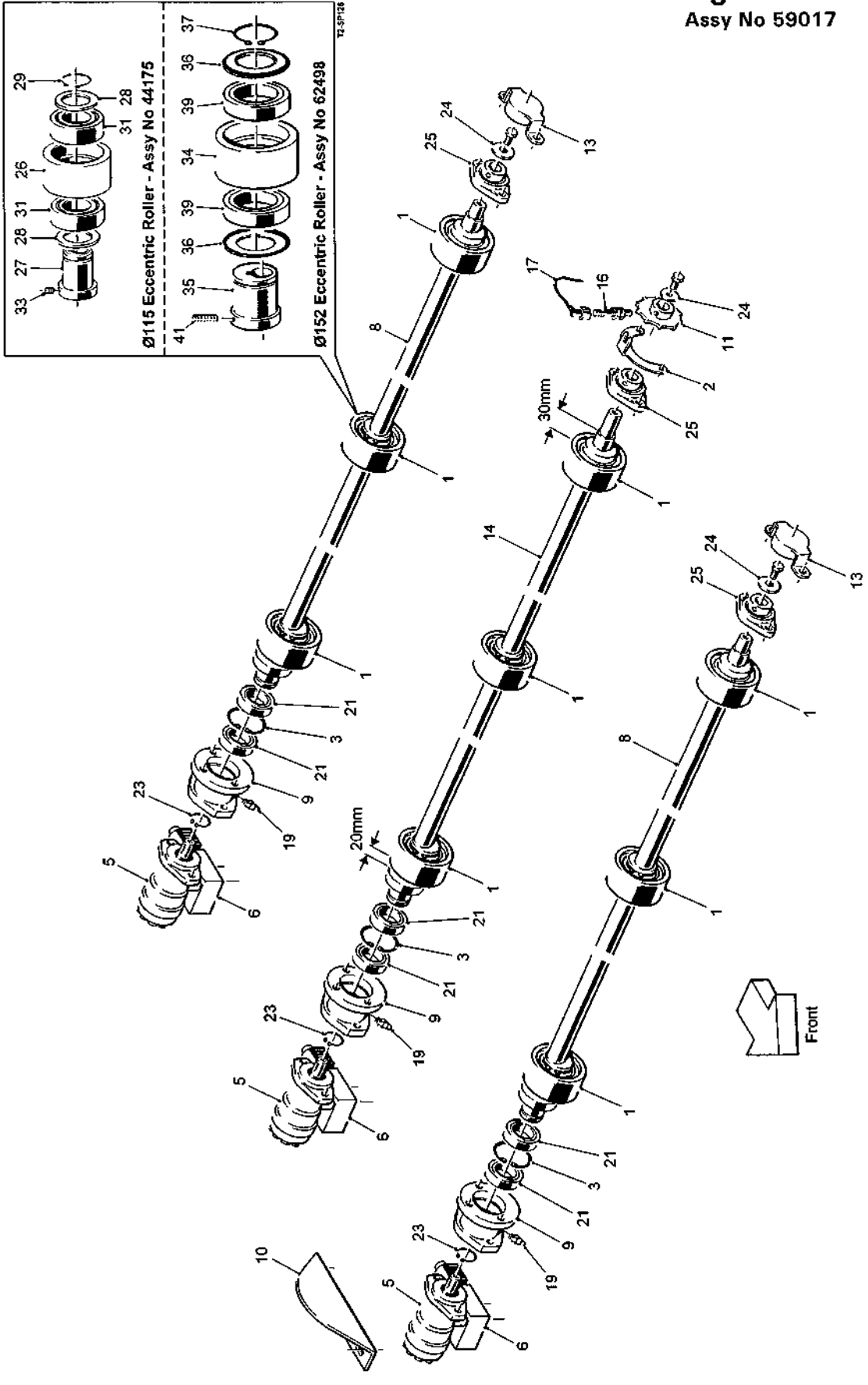
Item	Part No.	Description	Qty.	Remarks
	<b>59236MF</b>	<b>40mm Pitch Sieving Web</b>		
		<b>Consists Of:</b>		
116	59236MF/1	40mm Pitch Male Joiners & Rod	1	
117	59236MF/2	40mm Pitch Female Joiners & Rod	1	
118	59202MF/3	Joining Rod	1	
119	59740/1	Web Rod	159	
120	12238/6	Clamp Plate	477	
121	59236/3	40mm Pitch Tapped Clamp Plate	6	
122	57058/4	Ø5.5x23 Rivet	954	
123	22016006/025	M6x25 CSK Setscrew	24	
	<b>59237MF</b>	<b>45mm Pitch Sieving Web</b>		
		<b>Consists Of:</b>		
116	59237MF/1	45mm Pitch Male Joiners & Rod	1	
117	59237MF/2	45mm Pitch Female Joiners & Rod	1	
118	59202MF/3	Joining Rod	1	
119	59740/1	Web Rod	141	
120	12238/6	Clamp Plate	423	
121	57058/45/4HD	45mm Pitch Tapped Clamp Plate	6	
122	57058/4	Ø5.5x23 Rivet	846	
123	22016006/025	M6x25 CSK Setscrew	24	
	<b>59238MF</b>	<b>50mm Pitch Sieving Web</b>		
		<b>Consists Of:</b>		
116	59238MF/1	50mm Pitch Male Joiners & Rod	1	
117	59238MF/2	50mm Pitch Female Joiners & Rod	1	
118	59202MF/3	Joining Rod	1	
119	59740/1	Web Rod	126	
120	12238/6	Clamp Plate	378	
121	59238/3	50mm Pitch Tapped Clamp Plate	6	
122	57058/4	Ø5.5x23 Rivet	756	
123	22016006/025	M6x25 CSK Setscrew	24	
	<b>62396MF</b>	<b>56mm Pitch Sieving Web</b>		
		<b>Consists Of:</b>		
116	62396MF/1	56mm Pitch Male Joiners & Rod	1	
117	62396MF/2	56mm Pitch Female Joiners & Rod	1	
118	59202MF/3	Joining Rod	1	
119	59740/1	Web Rod	112	
120	12238/6	Clamp Plate	336	
121	57058/56/3	56mm Pitch Tapped Clamp Plate	6	
122	57058/4	Ø5.5x23 Rivet	672	
123	22016006/025	M6x25 CSK Setscrew	24	





Machines from Serial No T2-210

**Agitator Assembly**  
Assy No 59017



## 4.13a

## T2 SPARE PARTS

Machines from Serial No T2-210

## Agitator Assembly

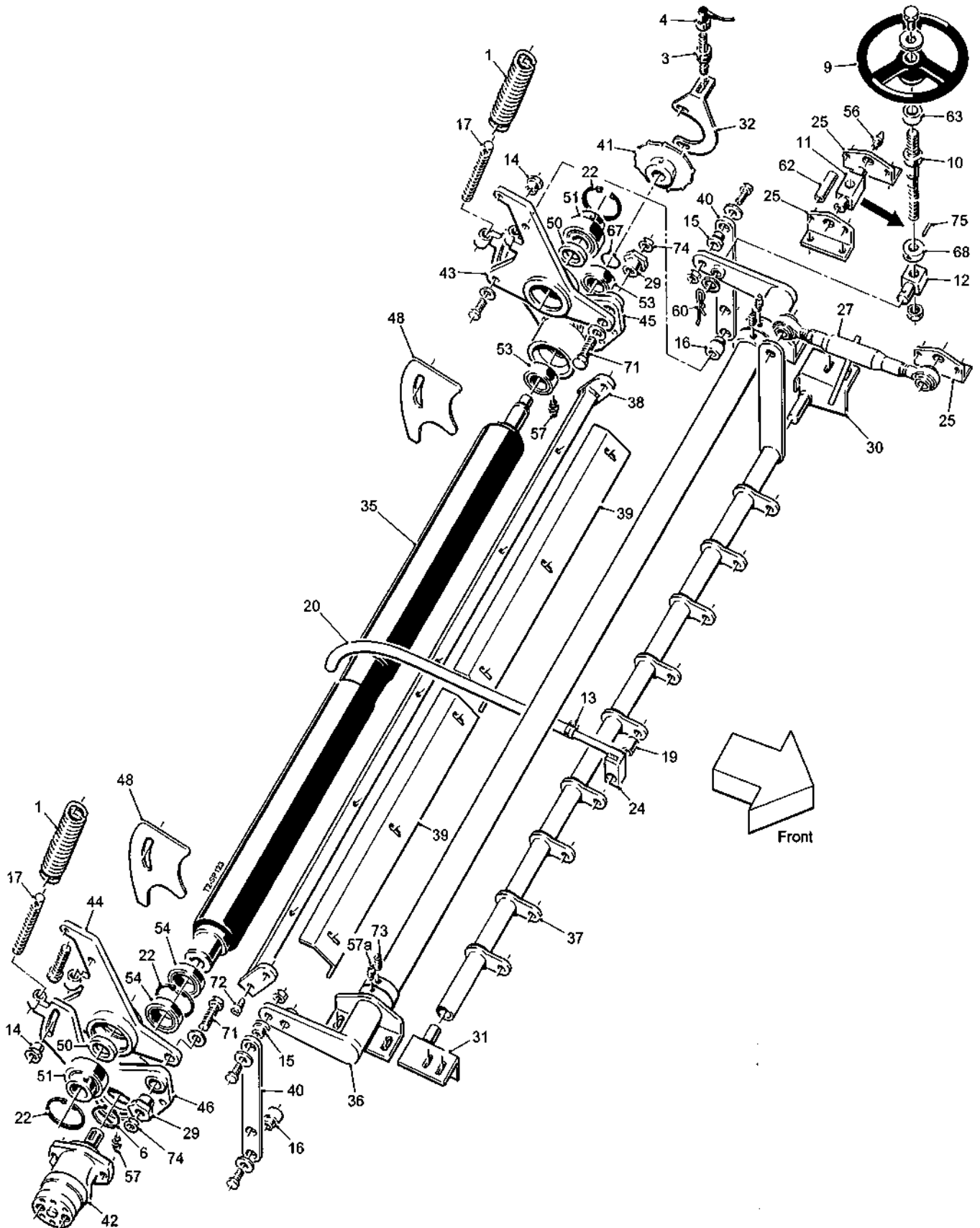
Assy No 59017

Item	Part No.	Description	Qty.	Remarks
1	44175	Ø115 Eccentric Roller Assembly	9	(see list at end)
	62498	Ø152 Eccentric Roller Assembly	9	(see list at end)
2	62897	Sensor Bracket	1	
3	46564	Ø90 Internal Circlip	3	
4				
5	59108	Hydraulic Motor	3	
6	59215	Hydraulic Motor Valve	3	
7				
8	59224	Agitator Shaft	2	
9	59225	Motor Mounting	3	
10	62615	Motor Shield	1	
11	59277	Sensor Disc	1	
12				
13	59298	Bearing Shield	2	
14	59365	Agitator Shaft (centre)	1	
15				
16	32037/1	Proximity Sensor	1	
17	32037/4	Sensor Cable (10m)	1	
18				
19	RPC648.081250	M8 Straight Grease Nipple	3	
20				
21	6210RS	Bearing	6	
22				
23	RPF200.050200	Ø50 External Circlip	3	
24	SS040009/003	Steel Spacer	3	
25	SFT35	Bearing	3	
	<b>44175</b>	<b>Ø115 Eccentric Roller Assembly</b>		
		<b>Consists Of:</b>		
26	44164	Ø115 Roller	1	
27	44165	Eccentric Hub	1	
28	44167	Washer	2	
29	44176	Ø60 External Circlip	1	
30				
31	6012RS	Bearing	2	
32				
33	22018008/010	M8 Grub Screw	1	
	<b>62498</b>	<b>Ø152 Eccentric Roller Assembly</b>		
		<b>Consists Of:</b>		
34	62495	Ø152 Roller	1	
35	62496	Eccentric Hub	1	
36	62497	Ø140xØ80 Seal	2	Supersedes washer
37	37443	Ø80 External Circlip	1	
38				
39	6216RS	Bearing	2	
40				
41	22018008/030	M8 Grub Screw	1	

Machines from Serial No T2-210

### Haulm Roller Assembly

Assy No 59018A



## 4.14a

## T2 SPARE PARTS

Machines from Serial No T2-210

## Haulm Roller Assembly

Assy No 59018A

Item	Part No.	Description	Qty.	Remarks
1	11648	Tension Spring	2	
2				
3	32037/1	Proximity Sensor	1	
4	32037/2	Sensor Cable (5m)	1	
5				
6	33130/16	Ø50 External Circlip	1	
7				
8				
9	42109	Hand Wheel	1	
10	42127	Screw Adjuster	1	
11	42137	Adjuster Screw Trunnion	1	
12	42141	Trunnion	1	
13	42648	14mm-22m Jubilee Clip	9	
14	42778	Guide Bush	2	
15	42781	Pivot Bush (short)	2	
16	42781A	Pivot Bush (long)	2	
17	42800	Spring Tensioner	2	
18				
19	44122	Pivot Boss	9	
20	44159	Plastic Cover	9	
21				
22	46564	Ø90 Internal Circlip	3	
23				
24	51052	Haulm Finger	9	
25	51514	Adjuster Angle	3	
26				
27	54327	Top Link Assembly	1	
28				
29	56209	Pivot Boss	2	
30	56221	LH Mounting Bracket	1	
31	56222	RH Mounting Bracket	1	
32	56921	Sensor Bracket	1	
33				
34				
35	59114A	Haulm Roller	1	
36	59116	Adjuster Shaft	1	
37	59117	Haulm Finger Mounting	1	
38	59121A	Scraper Mounting	1	
39	59122	Scraper Blade	2	
40	59123	Adjuster Link	2	
41	59151	Sensor Disc	1	
42	59803	Hydraulic Motor	1	
43	59826A	LH Support Bracket	1	
44	59827A	RH Support Bracket	1	
45	59828A	LH Mounting Plate	1	
46	59829A	RH Mounting Plate	1	
47				
48	62502	Filler Plate	2	
49				
50	64073	Bearing Spacer	2	
51	1150-50	Bearing	2	
52				
53	6207RS	Bearing	2	
54	6210RS	Bearing	2	
55				

**T2 SPARE PARTS****4.14b**

Machines from Serial No T2-210

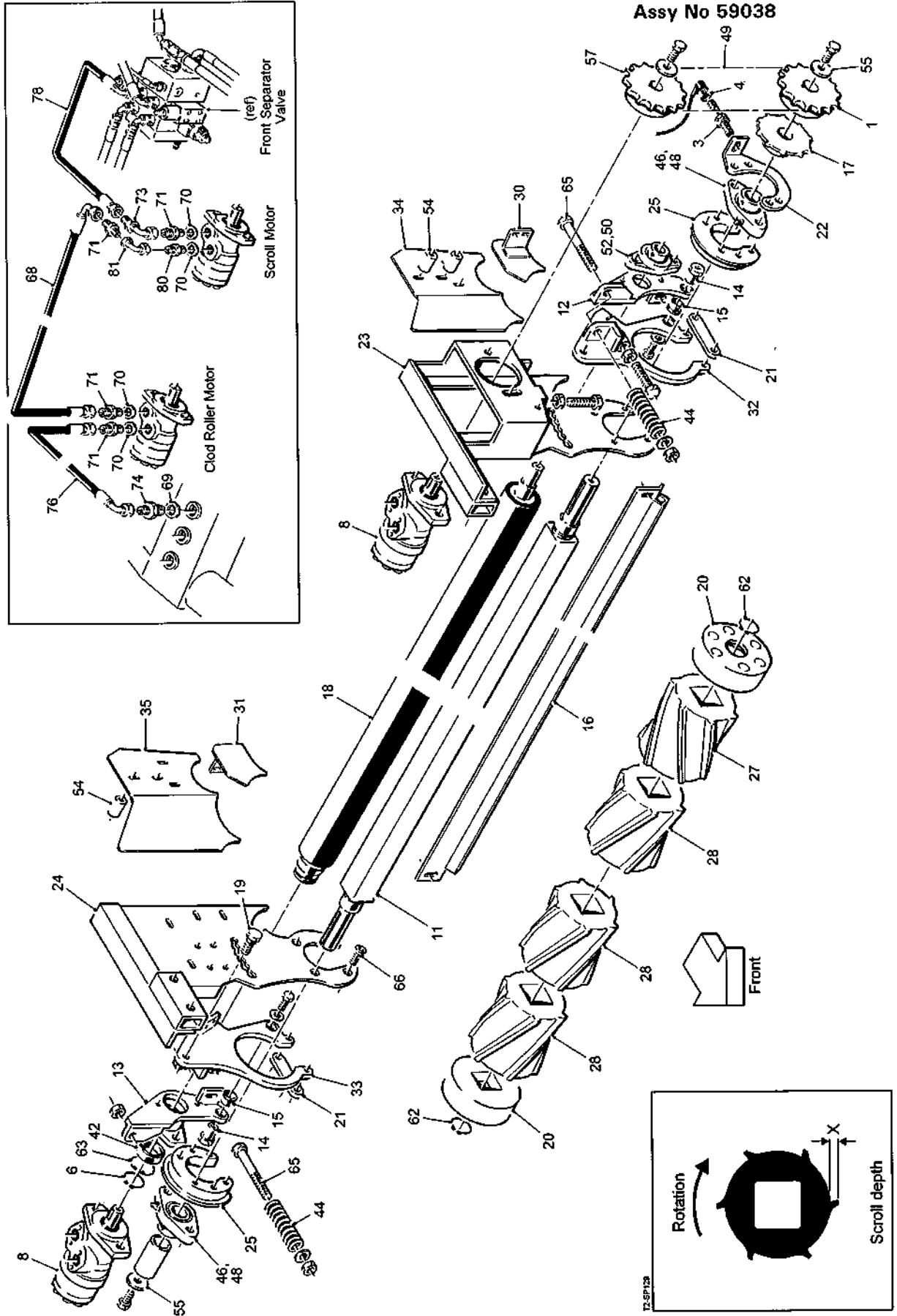
**Haulm Roller Assembly****Assy No 59018A**

Item	Part No.	Description	Qty.	Remarks
56	GS411	1/8"BSP Angled Grease Nipple	2	
57	GS412	1/8"BSP Straight Grease Nipple	2	
57a	RPC648.081250	M8 Straight Grease Nipple	2	
58				
59				
60	S86-82-002	'R' Clip	1	
61				
62	SS016011/053	Steel Spacer	2	
63	SS030025/022	Steel Spacer	1	
64				
65				
66				
67	W0118	Ø35 External Circlip	1	
68	W0679	Stop Collar	1	
69				
70				
71	22011020/070	M20x70 Setscrew	2	
72	22015016/045	M16x45 Socket Head Cap Screw	2	
73	22018008/010	M8x10 Grub Screw	2	
74	22034020	M20 Half Nut	2	
75	22067006/030	Ø6x30 Roll Pin	1	



Machines from Serial No T2-210

## OMEGA Feed Unit Assy No 59038



## 5.1a

## T2 SPARE PARTS

Machines from Serial No T2-210

## OMEGA Feed Unit

Assy No 59038

Item	Part No.	Description	Qty.	Remarks
1	11833	21T 3/4"Pitch Sprocket	1	
2				
3	32037/1	Proximity Sensor	1	
4	32037/2	Sensor Cable (5m)	1	
5				
6	33130/16	Ø50 External Circlip	1	
7				
8	44563	Hydraulic Motor	2	
9				
10				
11	59136/1800	Scroll Shaft	1	
12	59146	LH Clod Roller Plate	1	
13	59148	RH Clod Roller Plate	1	
14	59162	Pivot Pin	2	
15	59163	Pivot Flange Bush	2	
16	59164/1800	Clod Roller Scraper	1	
17	59277	Sensor Disc	1	
18	59310	Ø85 Rubbered Clod Roller	1	
19	59346	Location Bolt	2	
20	59348	End Cap	2	
21	59352	Carrier Plate Tie	2	
22	59364	Sensor Bracket	1	
23	59565	LH Mounting Plate	1	
24	59566	RH Mounting Plate	1	
25	59569	Bearing Boss	2	
26				
27	59934S	LH Scroll (X = 10mm)	1	Option
	59936S	LH Scroll (X = 6mm)	1	Option
28	59935S	RH Scroll (X = 10mm)	8	Option
	59937S	RH Scroll (X = 6mm)	8	Option
29				
30	62650	LH Deflector Plate	1	
31	62651	RH Deflector Plate	1	
32	62664	LH Carrier Plate	1	
33	62665	RH Carrier Plate	1	
34	62666	LH Side Panel	1	
35	62667	RH Side Panel	1	
36				
37				
38				
39				
40				
41				
42	60102RS	Bearing	1	
43				
44	DW25131	Compression Spring	2	
45				
46	LFTC35A	Bearing	2	
47				
48	RPC648.061001	Grease Nipple 45°	2	
49	RPT732.620056	3/4"Pitch Drive Chain	1	
50	RPC648.061002	Grease Nipple 90°	1	
51				



**T2 SPARE PARTS****5.1b**

Machines from Serial No T2-210

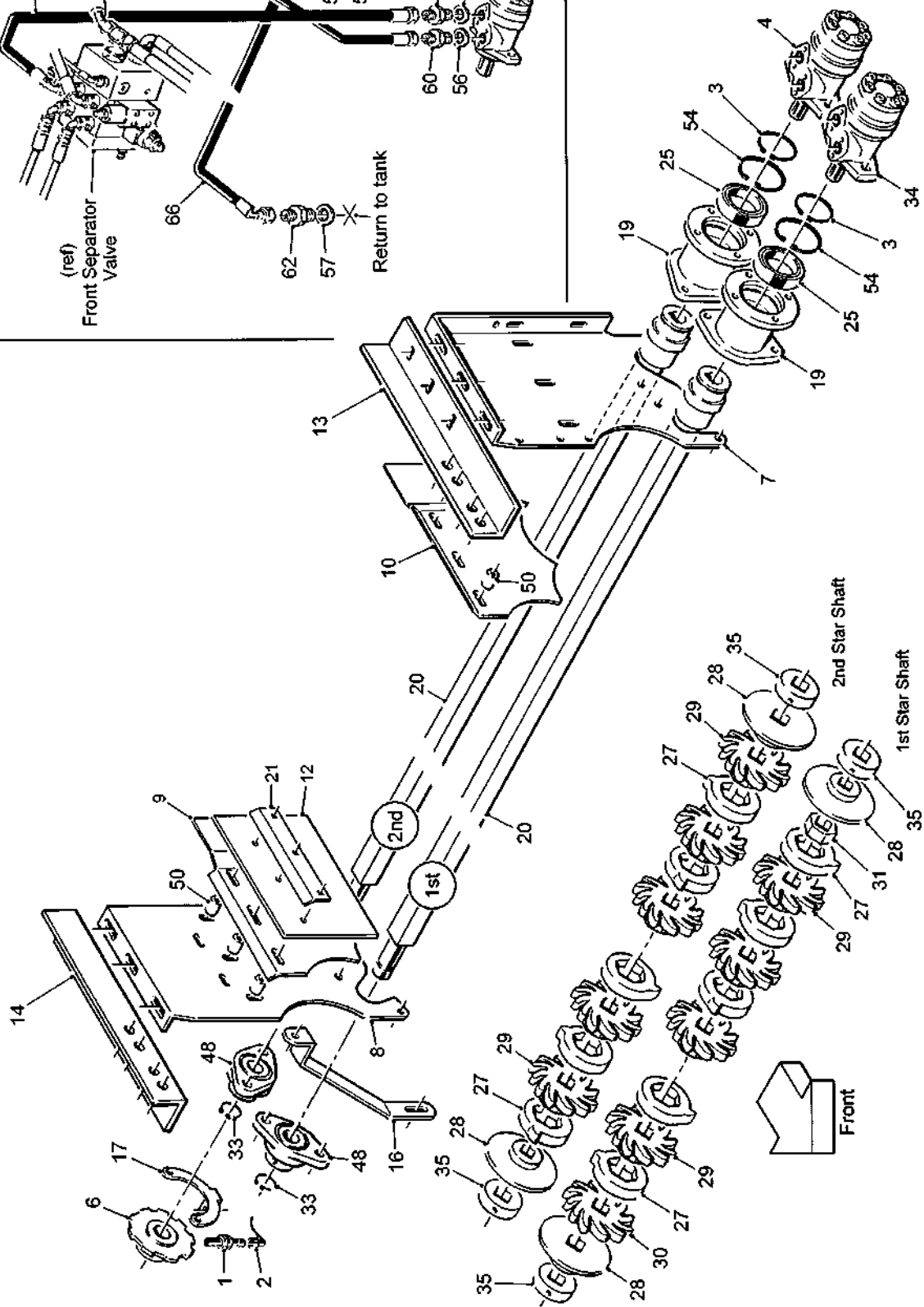
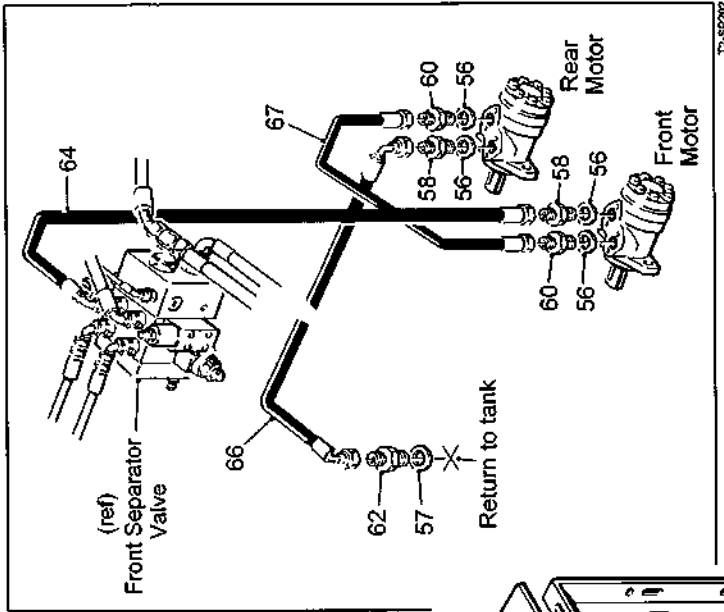
**OMEGA Feed Unit****Assy No 59038**

Item	Part No.	Description	Qty.	Remarks
52	SFT25	Bearing	1	
53				
54	SS025011/055	Steel Spacer	4	
55	SS040011/003	Steel Spacer	2	
56				
57	TBMW107	21T 3/4"Pitch Sprocket	1	
58				
59				
60				
61				
62	W0117	Ø45 External Circlip	2	
63	W0161	Ø80 Internal Circlip	1	
64				
65	22012016/140	M16x140 Bolt	2	
66	22016010/020	M10x20 CSK Socket Head Screw	8	
67				
		<b>Hydraulic Components Consist Of:</b>		
68	11100	3/4"Hose Assembly (3300mm)	1	
69	11122	1"BSP Dowty Seal	1	
70	11124	1/2"BSP Dowty Seal	4	
71	11295	1/2"BSPx3/4"BSP M M Adaptor	4	
72				
73	12350	3/4"BSP M F Swept 90°Adaptor	1	
74	12560	3/4"BSPx1"BSP M M Adaptor	1	
75				
76	13301	3/4"Hose Assembly (1650mm)	1	
77				
78	41182	3/4"Hose Assembly (600mm)	1	
79				
80	12315	1/2"BSP M M Adaptor	1	
81	12351	1/2"BSP F F Swept 90°Adaptor	1	



Machines from Serial No T2-210

**Star Feed Unit**  
Assy No 59093



**5.2a****T2 SPARE PARTS**

Machines from Serial No T2-210

**Star Feed Unit****Assy No 59093**

Item	Part No.	Description	Qty.	Remarks
1	32037/1	Proximity Sensor	1	
2	32037/2	Sensor Cable (5m)	1	
3	33130/16	Ø50 External Circlip	2	
4	46855	Hydraulic Motor (rear)	1	
5				
6	59277	Sensor Disc	1	
7	59501A	LH Panel	1	
8	59502	RH Panel	1	
9	59508	RH Stainless Steel Panel	1	
10	59509	LH Stainless Steel Panel	1	
11				
12	59620A	Rubber Infill	2	Part No. was 59620
13	59941	LH Mounting Angle	1	
14	59942	RH Mounting Angle	1	
15				
16	62640	Brace	1	
17	62897	Sensor Bracket	1	
18				
19	64079	Motor Mounting	2	
20	64080	Star Shaft	2	
21	64100	Clamp Strip	2	
22				
23				
24				
25	60102RS	Bearing	2	
26				
27	RPC700.309550	Cam Ring	96	
28	RPC700.310221	End Disc	4	
29	RPC700.310541	14 Finger Durocam Star	96	
30	RPC700.311776	14 Finger Durocam Star (narrow)	1	
31	RPC700.311777	Star Spacer	1	
32				
33	RPF200.035250	Ø35 External Circlip	4	
34	RPH850.306210	Hydraulic Motor (front)	1	
35	RPM226.311775	Collar	4	
36				
37				
38				
39				
40				
41				
42				
43				
44				
45				
46				
47				
48	SFT35	Bearing	2	
49				
50	SS025013/030	Steel Spacer	6	
51				
52				
53				
54	W0161	Ø80 Internal Circlip	2	
55				

**T2 SPARE PARTS****5.2b**

Machines from Serial No T2-210

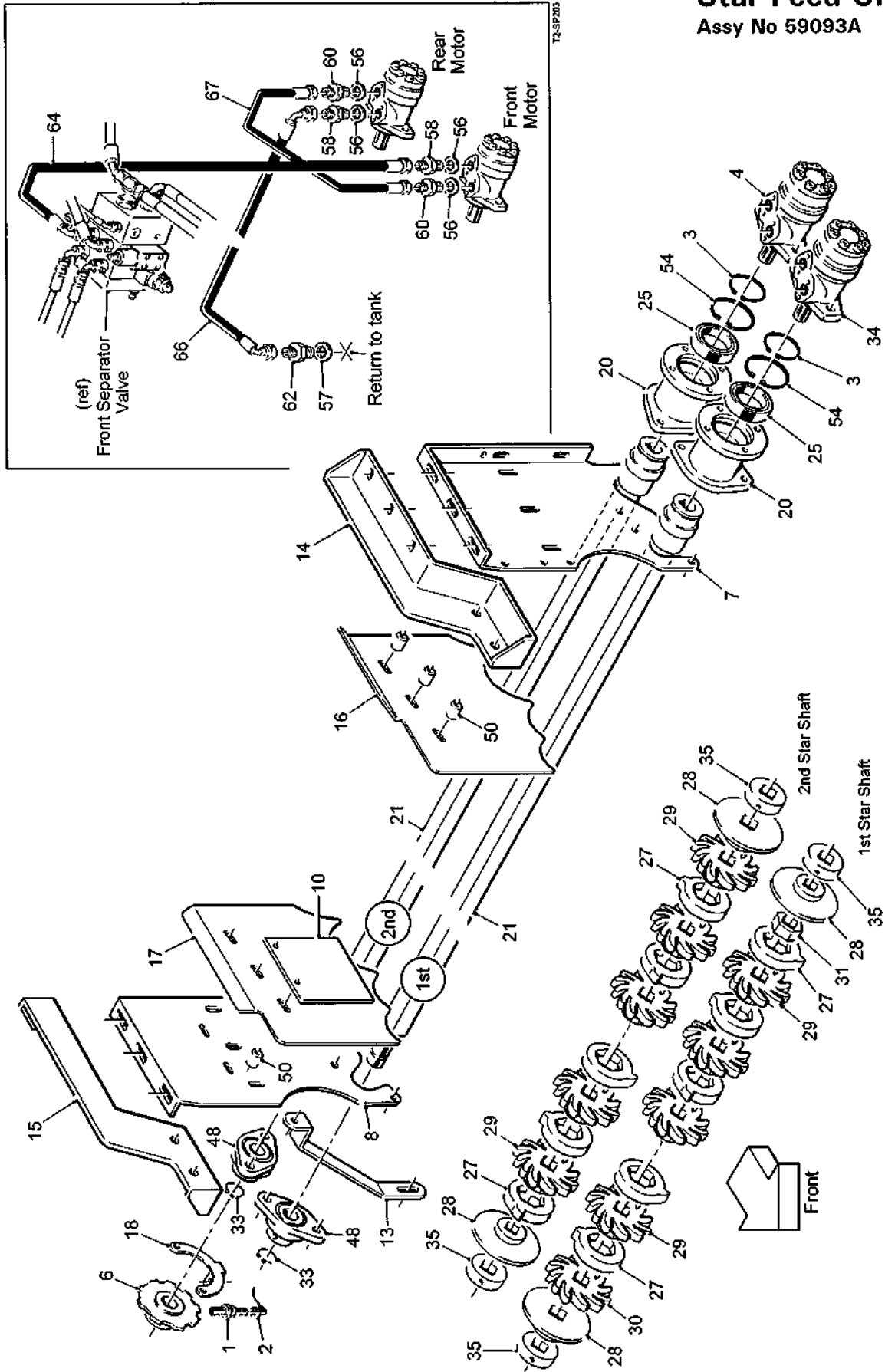
**Star Feed Unit****Assy No 59093**

Item	Part No.	Description	Qty.	Remarks
		<b>Hydraulic Components Consist Of:</b>		
56	11124	1/2"BSP Dowty Seal	4	
57	11122	1"BSP Dowty Seal	1	
58	11295	1/2"BSPx3/4"BSP M M Adaptor	2	
59				
60	12315	1/2"BSP M M Adaptor	2	
61				
62	12560	3/4"BSPx1"BSP M M Adaptor	1	
63				
64	44272	3/4"Hose Assembly (900mm)	1	
65				
66	60209	3/4"Hose Assembly (2100mm)	1	
67	60566	1/2"Hose Assembly (500mm)	1	



Machines from Serial No T2-210

**Star Feed Unit**  
Assy No 59093A



**5.3a****T2 SPARE PARTS**

Machines from Serial No T2-210

**Star Feed Unit**

Assy No 59093A

Item	Part No.	Description	Qty.	Remarks
1	32037/1	Proximity Sensor	1	
2	32037/2	Sensor Cable (5m)	1	
3	33130/16	Ø50 External Circlip	2	
4	46855	Hydraulic Motor (rear)	1	
5				
6	59277	Sensor Disc	1	
7	59501A	LH Panel	1	
8	59502	RH Panel	1	
9				
10	59620	Rubber Infill	2	
11				
12				
13	62640A	Brace	1	
14	62702B	LH Mounting	1	
15	62703B	RH Mounting	1	
16	62704C	LH Stainless Steel Panel	1	
17	62705C	RH Stainless Steel Panel	1	
18	62897	Sensor Bracket	1	
19				
20	64079	Motor Mounting	2	
21	64080	Star Shaft	2	
22				
23				
24				
25	60102RS	Bearing	2	
26				
27	RPC700.309550	Cam Ring	96	
28	RPC700.310221	End Disc	4	
29	RPC700.310541	14 Finger Durocam Star	96	
30	RPC700.311776	14 Finger Durocam Star (narrow)	1	
31	RPC700.311777	Star Spacer	1	
32				
33	RPF200.035250	Ø35 External Circlip	2	
34	RPH850.306210	Hydraulic Motor (front)	1	
35	RPM226.311775	Collar	4	
36				
37				
38				
39				
40				
41				
42				
43				
44				
45				
46				
47				
48	SFT35	Bearing	2	
49				
50	SS025013/040	Steel Spacer	6	
51				




**T2 SPARE PARTS****5.3b**

Machines from Serial No T2-210

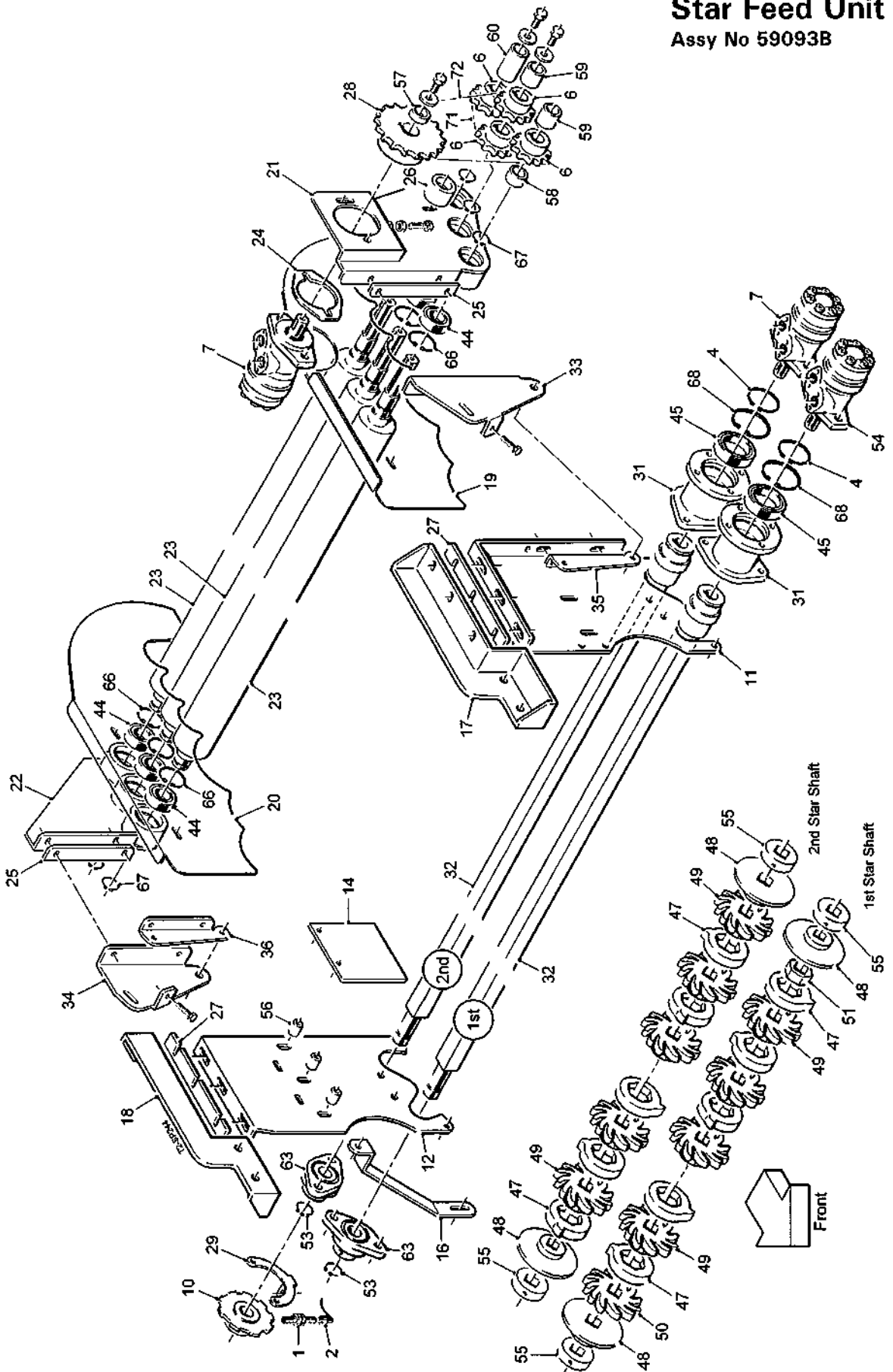
**Star Feed Unit****Assy No 59093A**

Item	Part No.	Description	Qty.	Remarks
52				
53				
54	W0161	Ø80 Internal Circlip	2	
55				
		<b>Hydraulic Components Consist Of:</b>		
56	11124	1/2"BSP Dowty Seal	4	
57	11122	1"BSP Dowty Seal	1	
58	11295	1/2"BSPx3/4"BSP M M Adaptor	2	
59				
60	12315	1/2"BSP M M Adaptor	2	
61				
62	12560	3/4"BSPx1"BSP M M Adaptor	1	
63				
64	44272	3/4"Hose Assembly (900mm)	1	
65				
66	60209	3/4"Hose Assembly (2100mm)	1	
67	60566	1/2"Hose Assembly (500mm)	1	



Machines from Serial No T2-210

**Star Feed Unit**  
Assy No 59093B

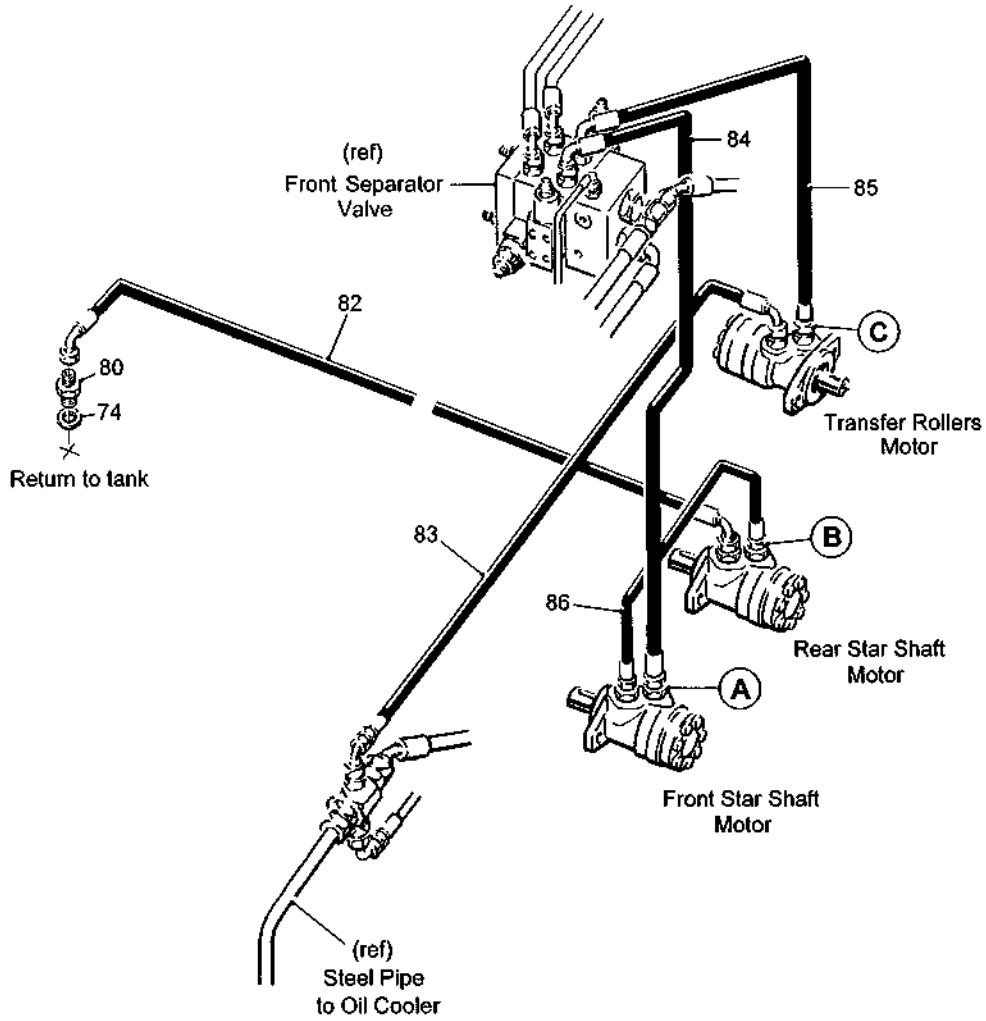


# 5.4a

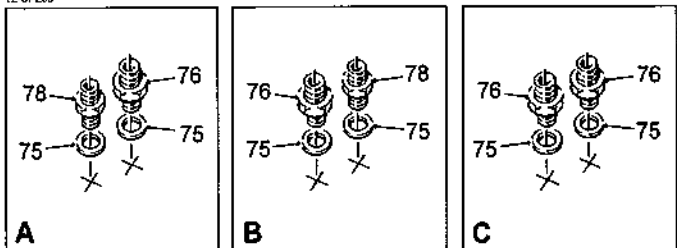
# T2 SPARE PARTS

Machines from Serial No T2-210

**Star Feed Unit**  
Assy No 59093B



T2-SP205



**T2 SPARE PARTS****5.4b**

Machines from Serial No T2-210

**Star Feed Unit****Assy No 59093B**

Item	Part No.	Description	Qty.	Remarks
1	32037/1	Proximity Sensor	1	
2	32037/2	Sensor Cable (5m)	1	
3				
4	33130/16	Ø50 External Circlip	2	
5				
6	44610	13T 5/8"Pitch Sprocket	4	
7	46855	Hydraulic Motor (rear)	2	
8				
9				
10	59277	Sensor Disc	1	
11	59501A	LH Panel	1	
12	59502	RH Panel	1	
13				
14	59620	Rubber Infill	2	
15				
16	62640	Brace	1	
17	62702B	LH Mounting Angle	1	
18	62703B	RH Mounting Angle	1	
19	62704D	LH Stainless Panel	1	
20	62705D	RH Stainless Panel	1	
21	62708D	LH Roller Mounting	1	
22	62709D	RH Roller Mounting	1	
23	62710	Transfer Roller	3	
24	62832A	Motor Spacer	1	
25	62843/5	5mm Spacer Plate	a/r	
26	62844	Chain Tensioner Roller	1	
27	62850	Packer Plate	2	
28	62887	26T 5/8"Pitch Sprocket	1	
29	62897	Sensor Bracket	1	
30				
31	64079	Motor Mounting	2	
32	64080	Star Shaft	2	
33	64305	Adjuster Bracket LH	1	
34	64306	Adjuster Bracket RH	1	
35	64307	Mounting Bracket LH	1	
36	64308	Mounting Bracket RH	1	
37				
38				
39				
40				
41				
42				
43				
44	60062RS	Bearing	6	
45	60102RS	Bearing	2	
46				
47	RPC700.309550	Cam Ring	96	
48	RPC700.310221	End Disc	4	
49	RPC700.310541	14 Finger Durocam Star	96	
50	RPC700.311776	14 Finger Durocam Star (narrow)	1	
51	RPC700.311777	Star Spacer	1	
52				
53	RPF200.035250	Ø35 External Circlip	2	
54	RPH850.306210	Hydraulic Motor (front)	1	
55	RPM226.311775	Collar	4	

5.4c

## T2 SPARE PARTS

Machines from Serial No T2-210

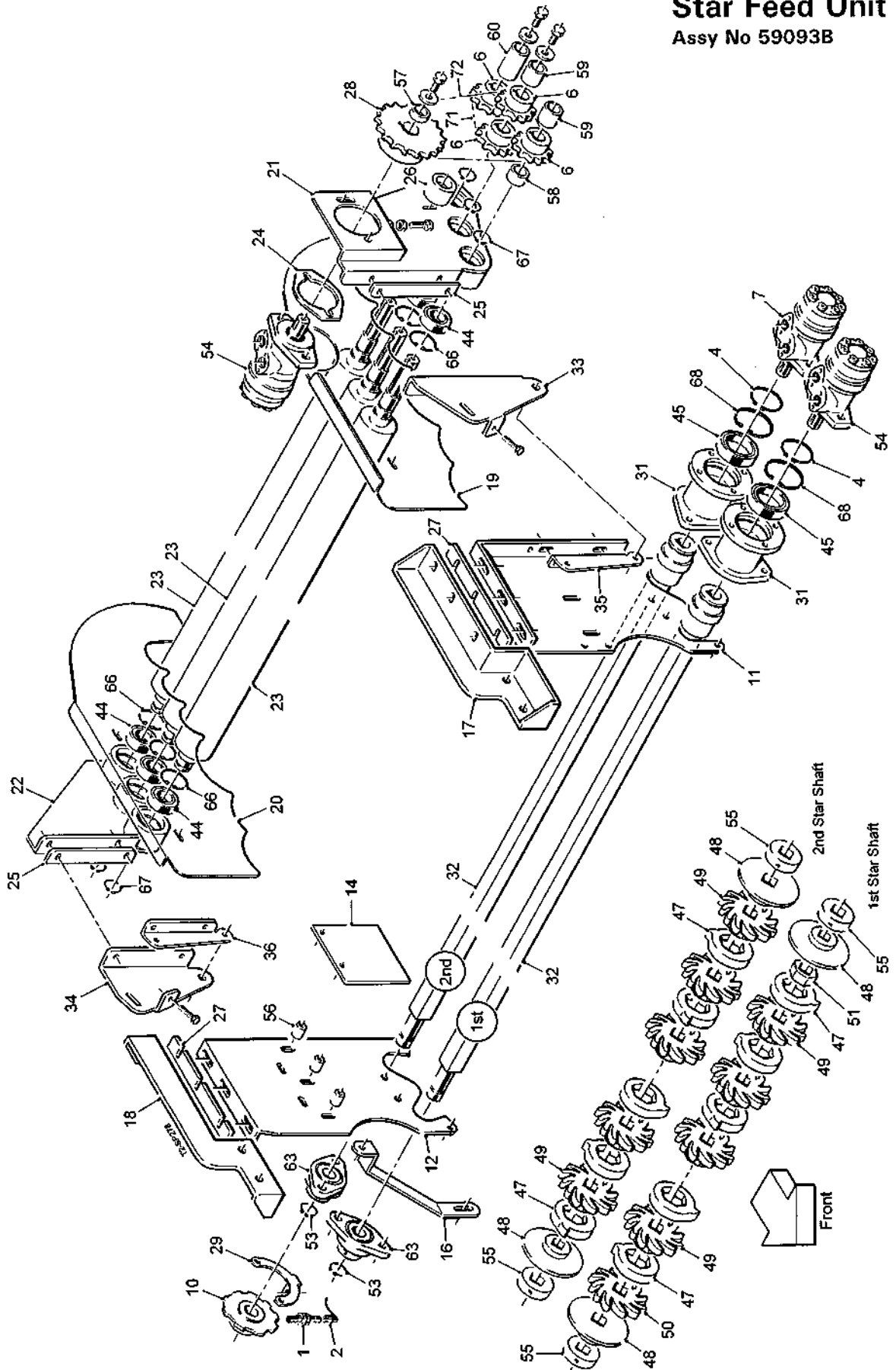
## Star Feed Unit

Assy No 59093B

Item	Part No.	Description	Qty.	Remarks
56	SS025013/030	Steel Spacer	6	
57	SS035026/012	Steel Spacer	1	
58	SS035026/025	Steel Spacer	1	
59	SS035026/045	Steel Spacer	2	
60	SS035026/070	Steel Spacer	1	
61				
62				
63	SFT35	Bearing	2	
64				
65				
66	W0111	Ø55 Internal Circlip	6	
67	W0166	Ø30 External Circlip	6	
68	W0161	Ø80 Internal Circlip	2	
69				
70				
71	W0644/23	5/8"Pitch Drive Chain	1	
72	W0644/58	5/8"Pitch Drive Chain	1	
73				
		<b>Hydraulic Components Consist Of;</b>		
74	11122	1"BSP Dowty Seal	1	
75	11124	1/2"BSP Dowty Seal	6	
76	11295	1/2"BSPx3/4"BSP M M Adaptor	4	
77				
78	12315	1/2"BSP M M Adaptor	2	
79				
80	12560	3/4"BSPx1"BSP M M Adaptor	1	
81				
82	60209	3/4"Hose Assembly (2100mm)	1	
83	-	3/4"Hose Assembly (****mm)	1	
84	60488	3/4"Hose Assembly (1050mm)	1	
85	-	3/4"Hose Assembly (****mm)	1	
86	60566	1/2"Hose Assembly (500mm)	1	

Machines from Serial No T2-231

## Star Feed Unit Assy No 59093B



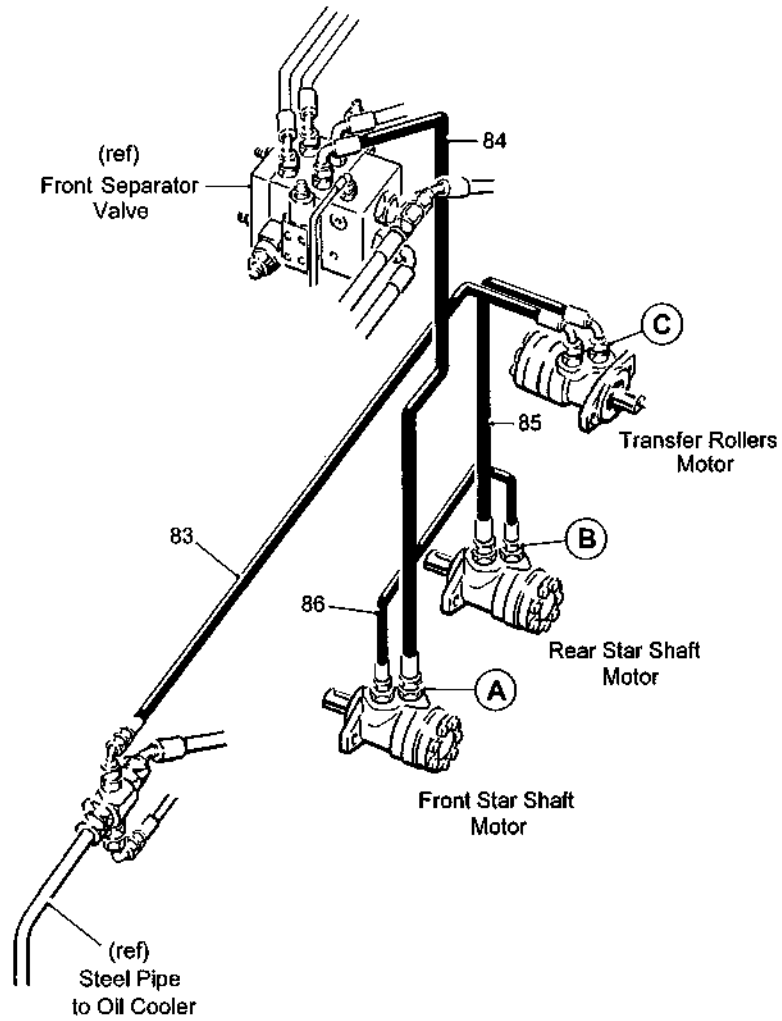
# 5.4a

# T2 SPARE PARTS

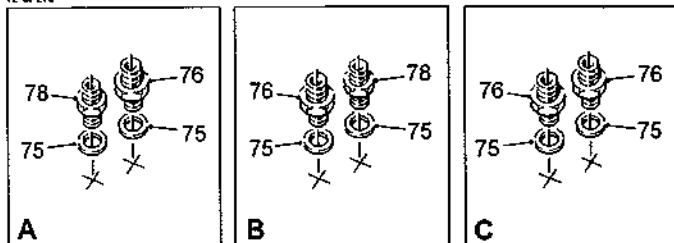
Machines from Serial No T2-231

## Star Feed Unit

Assy No 59093B



T2-SP278





**T2 SPARE PARTS****5.4b**

Machines from Serial No T2-231

**Star Feed Unit****Assy No 59093B**

Item	Part No.	Description	Qty.	Remarks
1	32037/1	Proximity Sensor	1	
2	32037/2	Sensor Cable (5m)	1	
3				
4	33130/16	Ø50 External Circlip	2	
5				
6	44610	13T 5/8"Pitch Sprocket	4	
7	46855	Hydraulic Motor (rear)	1	
8				
9				
10	59277	Sensor Disc	1	
11	59501A	LH Panel	1	
12	59502	RH Panel	1	
13				
14	59620	Rubber Infill	2	
15				
16	62640	Brace	1	
17	62702B	LH Mounting Angle	1	
18	62703B	RH Mounting Angle	1	
19	62704D	LH Stainless Panel	1	
20	62705D	RH Stainless Panel	1	
21	62708D	LH Roller Mounting	1	
22	62709D	RH Roller Mounting	1	
23	62710	Transfer Roller	3	
24	62832A	Motor Spacer	1	
25	62843/5	5mm Spacer Plate	a/r	
26	62844	Chain Tensioner Roller	1	
27	62850	Packer Plate	2	
28	62887	26T 5/8"Pitch Sprocket	1	
29	62897	Sensor Bracket	1	
30				
31	64079	Motor Mounting	2	
32	64080	Star Shaft	2	
33	64305	Adjuster Bracket LH	1	
34	64306	Adjuster Bracket RH	1	
35	64307	Mounting Bracket LH	1	
36	64308	Mounting Bracket RH	1	
37				
38				
39				
40				
41				
42				
43				
44	60062RS	Bearing	6	
45	60102RS	Bearing	2	
46				
47	RPC700.309550	Cam Ring	96	
48	RPC700.310221	End Disc	4	
49	RPC700.310541	14 Finger Durocam Star	96	
50	RPC700.311776	14 Finger Durocam Star (narrow)	1	
51	RPC700.311777	Star Spacer	1	
52				
53	RPF200.035250	Ø35 External Circlip	2	
54	RPH850.306210	Hydraulic Motor (front)	2	
55	RPM226.311775	Collar	4	

## 5.4c

## T2 SPARE PARTS

Machines from Serial No T2-231

## Star Feed Unit

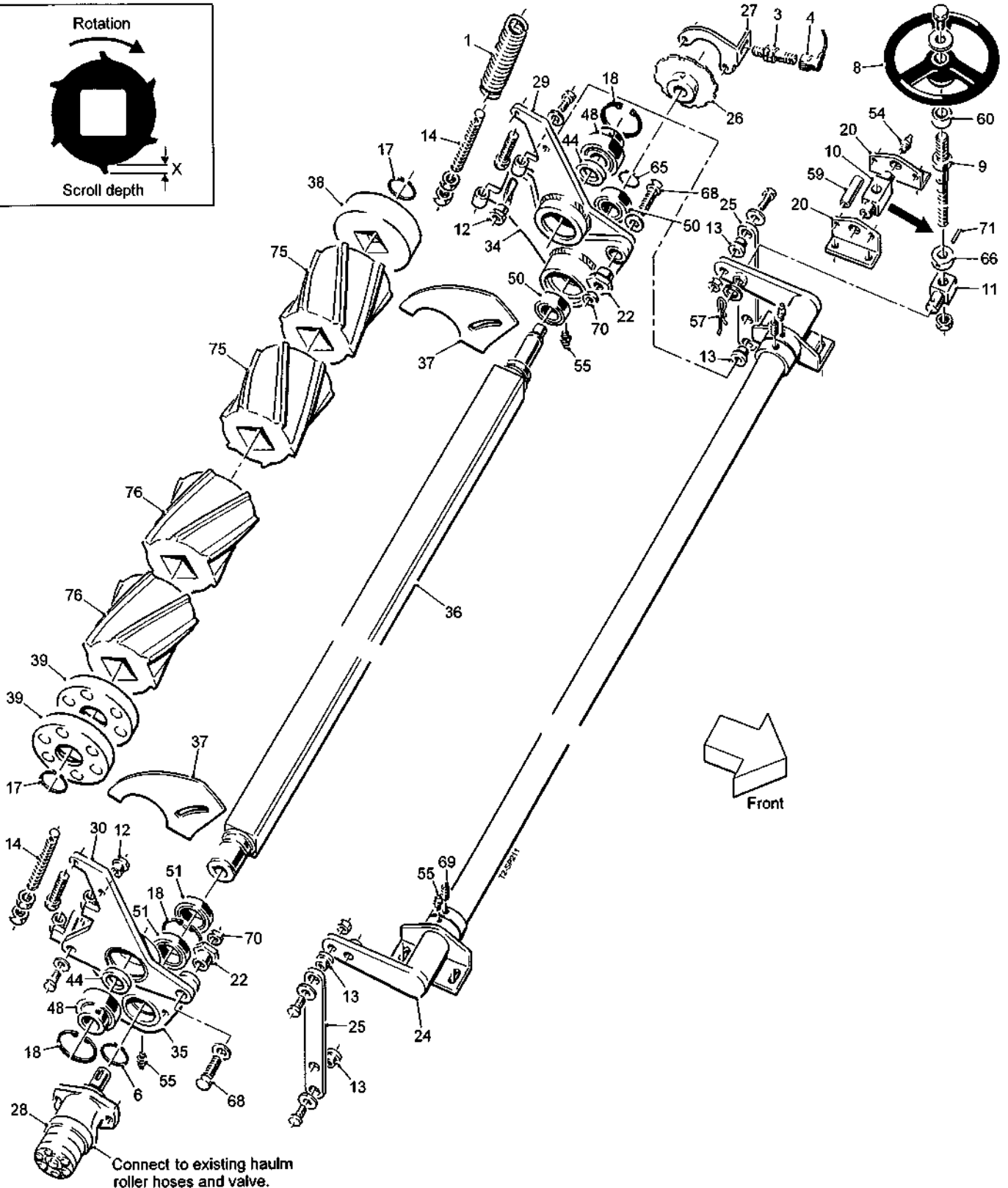
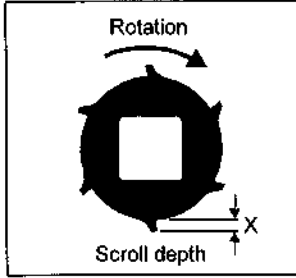
Assy No 59093B

Item	Part No.	Description	Qty.	Remarks
56	SS025013/030	Steel Spacer	6	
57	SS035026/012	Steel Spacer	1	
58	SS035026/025	Steel Spacer	1	
59	SS035026/045	Steel Spacer	2	
60	SS035026/070	Steel Spacer	1	
61				
62				
63	SFT35	Bearing	2	
64				
65				
66	W0111	Ø55 Internal Circlip	6	
67	W0166	Ø30 External Circlip	6	
68	W0161	Ø80 Internal Circlip	2	
69				
70				
71	W0644/23	5/8"Pitch Drive Chain	1	
72	W0644/58	5/8"Pitch Drive Chain	1	
73				
		<b>Hydraulic Components Consist Of;</b>		
74				
75	11124	1/2"BSP Dowty Seal	6	
76	11295	1/2"BSPx3/4"BSP M M Adaptor	4	
77				
78	12315	1/2"BSP M M Adaptor	2	
79				
80				
81				
82				
83	60363	3/4"Hose Assembly (1100mm)	1	
84	60488	3/4"Hose Assembly (1050mm)	1	
85	41182	3/4"Hose Assembly (600mm)	1	
86	60566	1/2"Hose Assembly (500mm)	1	

Machines from Serial No T2-210

## Feed Scroll Assembly

Assy No 62278



**5.5a****T2 SPARE PARTS**

Machines from Serial No T2-210

**Feed Scroll Assembly**

Assy No 62278

Item	Part No.	Description	Qty.	Remarks
1	11648	Tension Spring	2	
2				
3	32037/1	Proximity Sensor	1	
4	32037/2	Sensor Cable (5m)	1	
5				
6	33130/6	Ø50 External Circlip	1	
7				
8	42109	Depth Wheel	1	
9	42127	Screw Adjuster	1	
10	42137	Adjuster Screw Trunnion	1	
11	42141	Trunnion	1	
12	42778	Guide Bush	2	
13	42781	Pivot Bush	4	
14	42800	Spring Adjuster	2	
15				
16				
17	46563	Ø55 External Circlip	2	
18	46564	Ø90 Internal Circlip	3	
19				
20	51514	Adjuster Angle	2	
21				
22	56209	Pivot Boss	2	
23				
24	59116	Adjuster Shaft	1	
25	59123	Adjuster Link	2	
26	59151	Sensor Disc	1	
27	59476	Sensor Bracket	1	
28	59803	Hydraulic Motor	1	
29	59826	LH Support Bracket	1	
30	59827	RH Support Bracket	1	
31				
32				
33				
34	62269	LH Roller Mounting	1	
35	62270	RH Roller Mounting	1	
36	62271	Scroll Shaft	1	
37	62277	Filler Plate	2	
38	62286	Male End Cap (Ø55 bore)	1	
39	62287	Male End Cap Short (Ø55 bore)	2	
40				
41				
42				
43				
44	64073	Bearing Spacer	2	
45				
46				
47				
48	1150-50	Bearing	2	
49				
50	62072RS	Bearing	2	
51	6210RS	Bearing	2	
52				
53				
54	GS411	1/8"BSP Angled Grease Nipple	1	
55	GS412	1/8"BSP Straight Grease Nipple	4	

**T2 SPARE PARTS****5.5b**

Machines from Serial No T2-210

**Feed Scroll Assembly****Assy No 62278**

Item	Part No.	Description	Qty.	Remarks
56				
57	S86-82-002	Ø3 'R' Clip	1	
58				
59	SS016011/053	Steel Spacer	2	
60	SS030025/022	Steel Spacer	1	
61				
62				
63				
64				
65	W0118	Ø35 External Circlip	1	
66	W0679	Locking Collar	1	
67				
68	22011020/070	M20x70 Setscrew	2	
69	22018010/010	M10x10 Grub Screw	2	
70	22034020	M20 Half Nut	2	
71	22067006/030	Ø6x30 Roll Pin	1	
72				
73				
74				
75	59934	LH Scroll (X = 10mm)	4	
76	59935	RH Scroll (X = 10mm)	5	



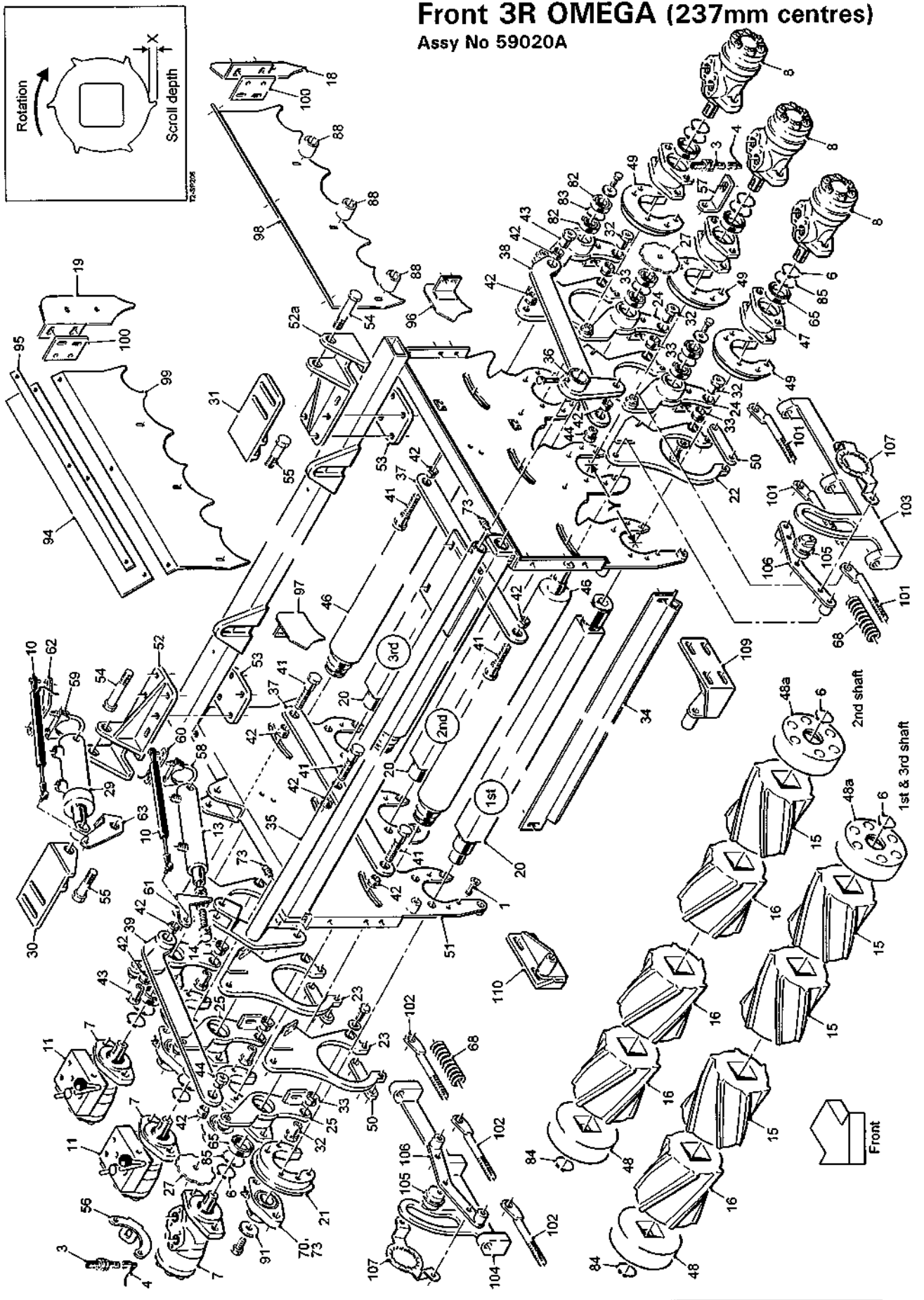
# T2 SPARE PARTS

6.1

Machines from Serial No T2-210

## Front 3R OMEGA (237mm centres)

Assy No 59020A



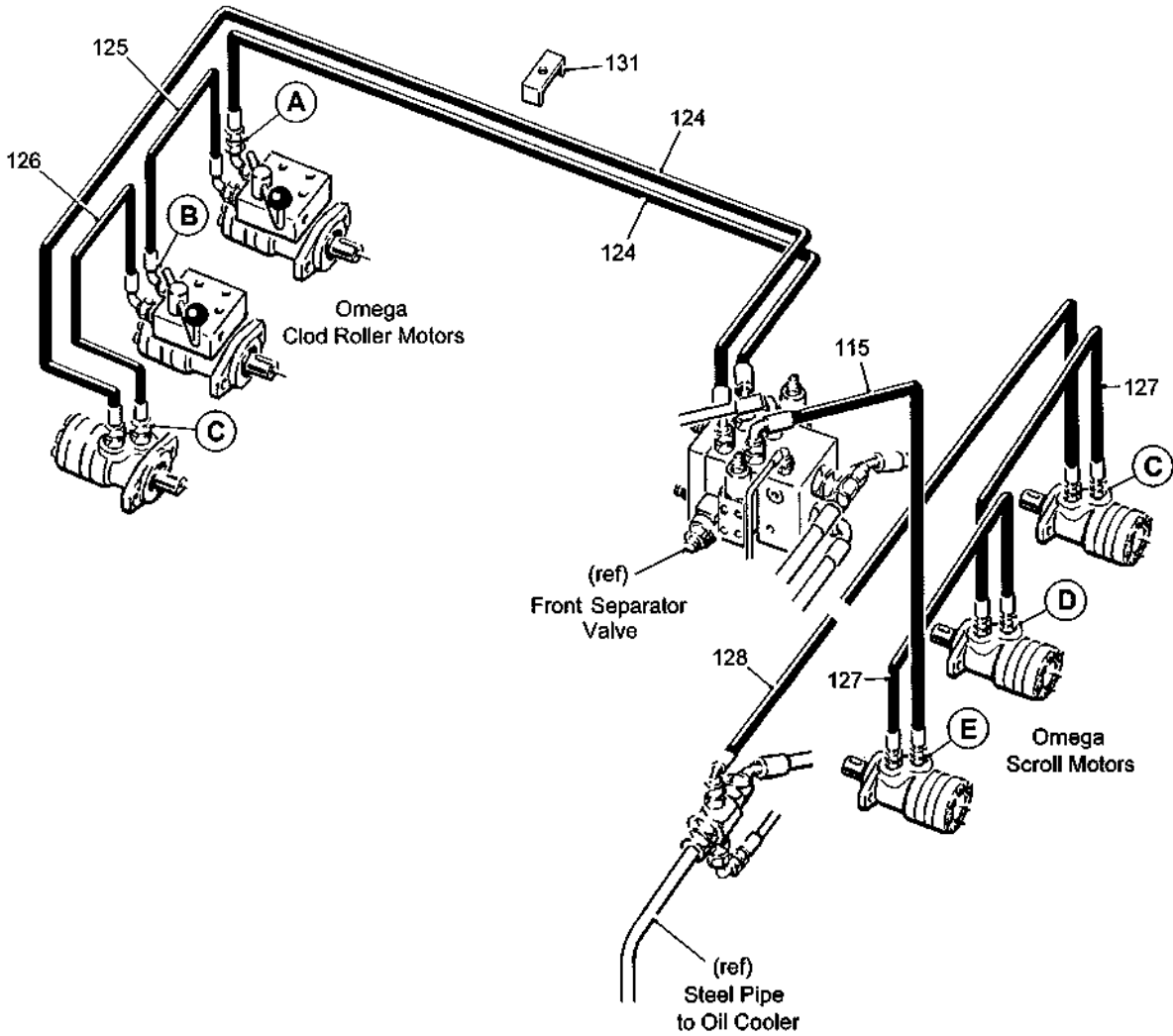
# 6.1a

# T2 SPARE PARTS

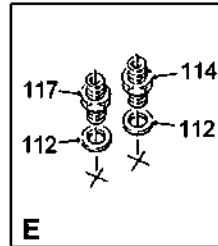
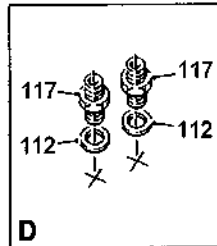
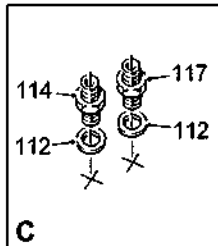
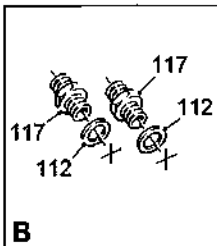
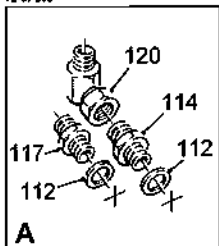
Machines from Serial No T2-210

## Front 3R OMEGA (237mm centres)

Assy No 59020A



T2-SP208





**T2 SPARE PARTS****6.1b**

Machines from Serial No T2-210

**Front 3R OMEGA (237mm centres)****Assy No 59020A**

Item	Part No.	Description	Qty.	Remarks
1	22016010/020	M10x20 CSK Socket Head Screw	24	
2				
3	32037/1	Proximity Sensor	2	
4	32037/2	Sensor Cable (5m)	2	
5				
6	33130/16	Ø50 External Circlip	9	
7	44563	Hydraulic Motor	3	
8	RPH850.306210	Hydraulic Motor	3	
9				
10	55122	Sensor	2	
11	56112	Diverter Valve	2	
12				
13	56679	Hydraulic Ram	1	
14	56690	Ram Eye	1	
15	59934C	LH Cavity Scroll (X = 10mm)	19	LH Solid Scroll 59934S
	59936C	LH Cavity Scroll (X = 6mm)	19	LH Solid Scroll 59936S
16	59935C	RH Cavity Scroll (X = 10mm)	11	RH Solid Scroll 59935S
	59937C	RH Cavity Scroll (X = 6mm)	11	RH Solid Scroll 59937S
17				
18	59481	LH Deflector	1	
19	59482	RH Deflector	1	
20	59136A/1800	Scroll Shaft	3	
21	59143	Bearing Boss	3	
22	64066	LH Carrier Plate	3	
23	64067	RH Carrier Plate	3	
24	64047	Clod Roller Bearing Mount	3	
25	64046	Clod Roller Motor Mount	3	
26				
27	64012	Sensor Disc	2	
28				
29	59153	Hydraulic Ram	2	
30	59154	Ram Bracket RH	1	
31	59154A	Ram Bracket LH	1	
32	59162	Pivot Pin	6	
33	59163	Pivot Flange Bush	6	
34	59164/1800	Clod Roller Scraper	3	
35	59165	Clod Roller Lift Shaft	1	
36	59166	Clod Roller Lift Arm	1	
37	59170	Connecting Link (3 roller)	2	
38	59171	LH Link	1	
39	59172	RH Link	1	
40				
41	59174	Shoulder Bolt (long)	6	
42	59175	Pivot Flange Bush	12	
43	59176	Tapped Boss (long)	2	
44	59177	Tapped Boss (short)	2	
45				
46	59709/1800	Ø76 Ebonite Clod Roller	3	Option
	59714/1800	Ø76 Mild Steel Clod Roller	3	Option
	59715/1800	Ø73 Stainless Steel Clod Roller	3	Option
	62863/1800	Ø76 Rubber Clod Roller	3	Option

## 6.1c

## T2 SPARE PARTS

Machines from Serial No T2-210

Front 3R OMEGA (237mm centres)

Assy No 59020A

Item	Part No.	Description	Qty.	Remarks
47	59529	Motor Mount	3	
48	59348	End Cap (Ø45 bore)	3	
48a	59348A	End Cap (Ø50 bore)	3	
49	59533	Motor Boss	3	
50	59352	Carrier Plate Tie	6	
51	59353A	3 Roller Omega Frame (Y = 237mm)	1	
52	59354	Ram Bracket RH	1	
52a	59354A	Ram Bracket LH	1	
53	59355	Ram Bracket Clamp	2	
54	64723	M20 Machined Bolt	2	Supersedes 59358
55	22012020/080	M20x80 Bolt	2	Supersedes 59359
56	62912	Sensor Bracket	1	
57	64013	Sensor Bracket	1	
58	59396	Ø42 Exhaust Clamp	1	
59	59397	Ø60 Exhaust Clamp	1	
60	59398	Ø42 Ram Body Bracket	1	
61	59399	Ø42 Ram Piston Bracket	1	
62	59400	Ø60 Ram Body Bracket	1	
63	59401	Ø60 Ram Piston Bracket	1	
64				
65	60102RS	Bearing	6	
66				
67				
68	DW25131	Compression Spring	6	
69				
70	LFTC35A	Bearing	3	
71				
72				
73	RPC648.061001	Grease Nipple 45°	5	
74				
75				
76				
77				
78				
79				
80				
81				
82	6006RS	Bearing	6	
83	W0111	Ø55 Internal Circlip	3	
84	W0117	Ø45 External Circlip	3	
85	W0161	Ø80 Internal Circlip	6	
86				
87				
88	SS038026/047	Steel Spacer	6	
89				
90				
91	SS040011/003	Steel Spacer	3	
92				
93				
94	62997	Rubber Deflector	2	
95	62998	Deflector Clamp Strip	2	
96	62650	LH Deflector Plate (long)	3	
97	62651	RH Deflector Plate (long)	3	
98	62654	LH Side Panel	1	
99	62655	RH Side Panel	1	

**T2 SPARE PARTS****6.1d**

Machines from Serial No T2-210

**Front 3R OMEGA (237mm centres)****Assy No 59020A**

Item	Part No.	Description	Qty.	Remarks
100	62888	Spacer Plate	3	
101	62903	LH Adjuster	3	
102	62904	RH Adjuster	3	
103	62905LH	Adjuster Strap LH	1	
104	62905RH	Adjuster Strap RH	1	
105	62908	Adjuster Boss	2	
106	62913	Adjuster Plate	2	
107	62914	Indicator Plate	2	
108				
109	64093	Pivot Bracket LH	1	
110	64094	Pivot Bracket RH	1	
111				
		<b>Hydraulic Components Consist Of:</b>		
112	11124	1/2"BSP Dowty Seal	12	
113				
114	11295	1/2"BSPx3/4"BSP M M Adaptor	4	
115	44272	3/4"Hose Assembly (900mm)	1	
116				
117	12315	1/2"BSP M M Adaptor	8	
118				
119				
120	41115	3/4"BSP M F Compact 90° Adaptor	1	
121				
122				
123				
124	60803	3/4"Hose Assembly (2700mm)	2	
125	60431	1/2"Hose Assembly (450mm)	1	
126	60490	1/2"Hose Assembly (500mm)	1	
127	60566	1/2"Hose Assembly (500mm)	2	
128	60675	3/4"Hose Assembly (2000mm)	1	
129				
130				
131	62966	Hose Clamp	3	



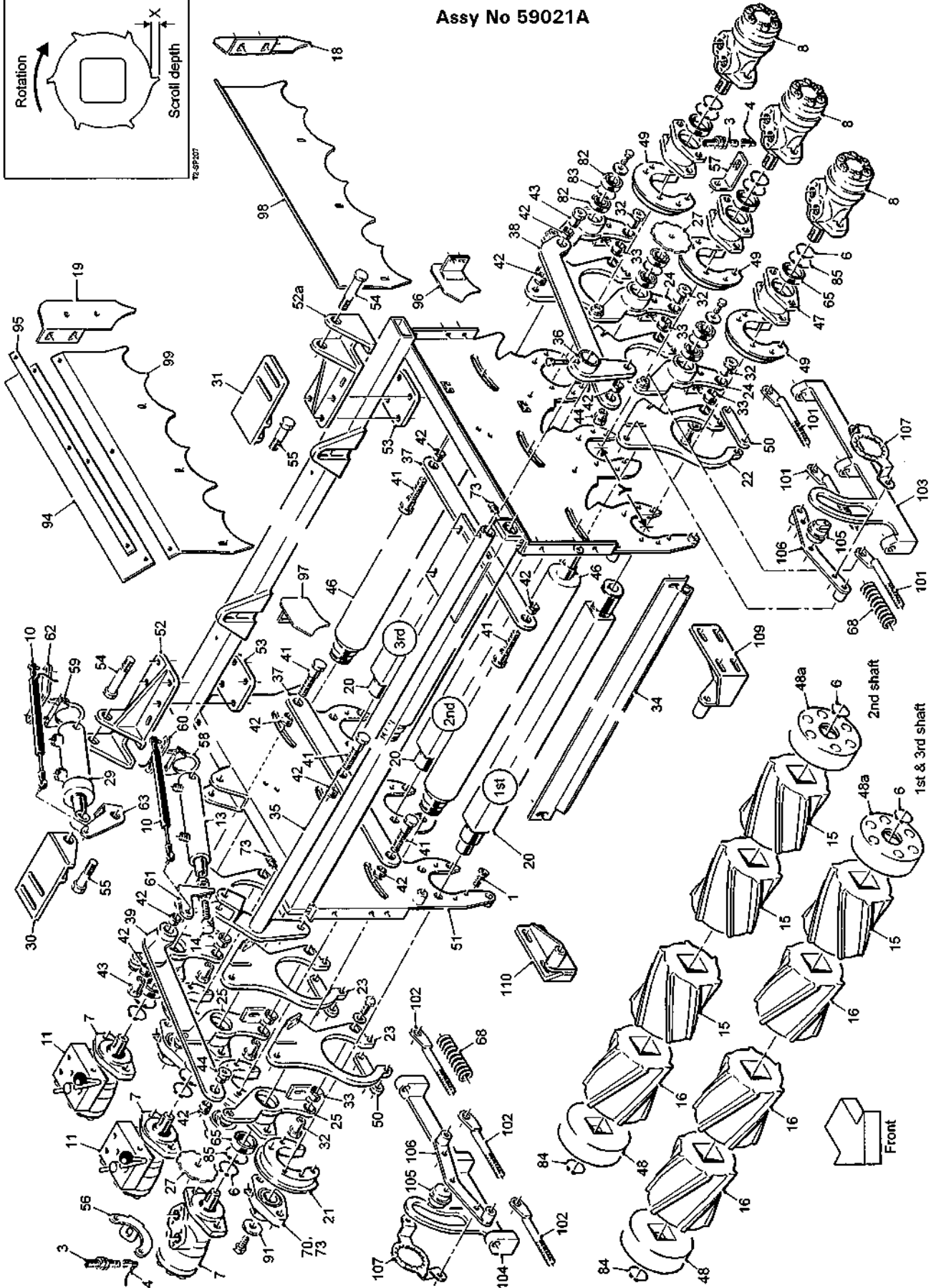
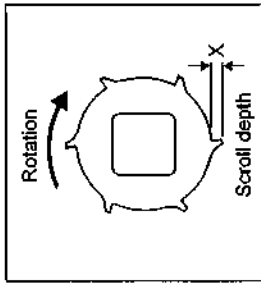
# T2 SPARE PARTS

6.2

Machines from Serial No T2-210

## Rear 3R OMEGA (237mm centres)

Assy No 59021A



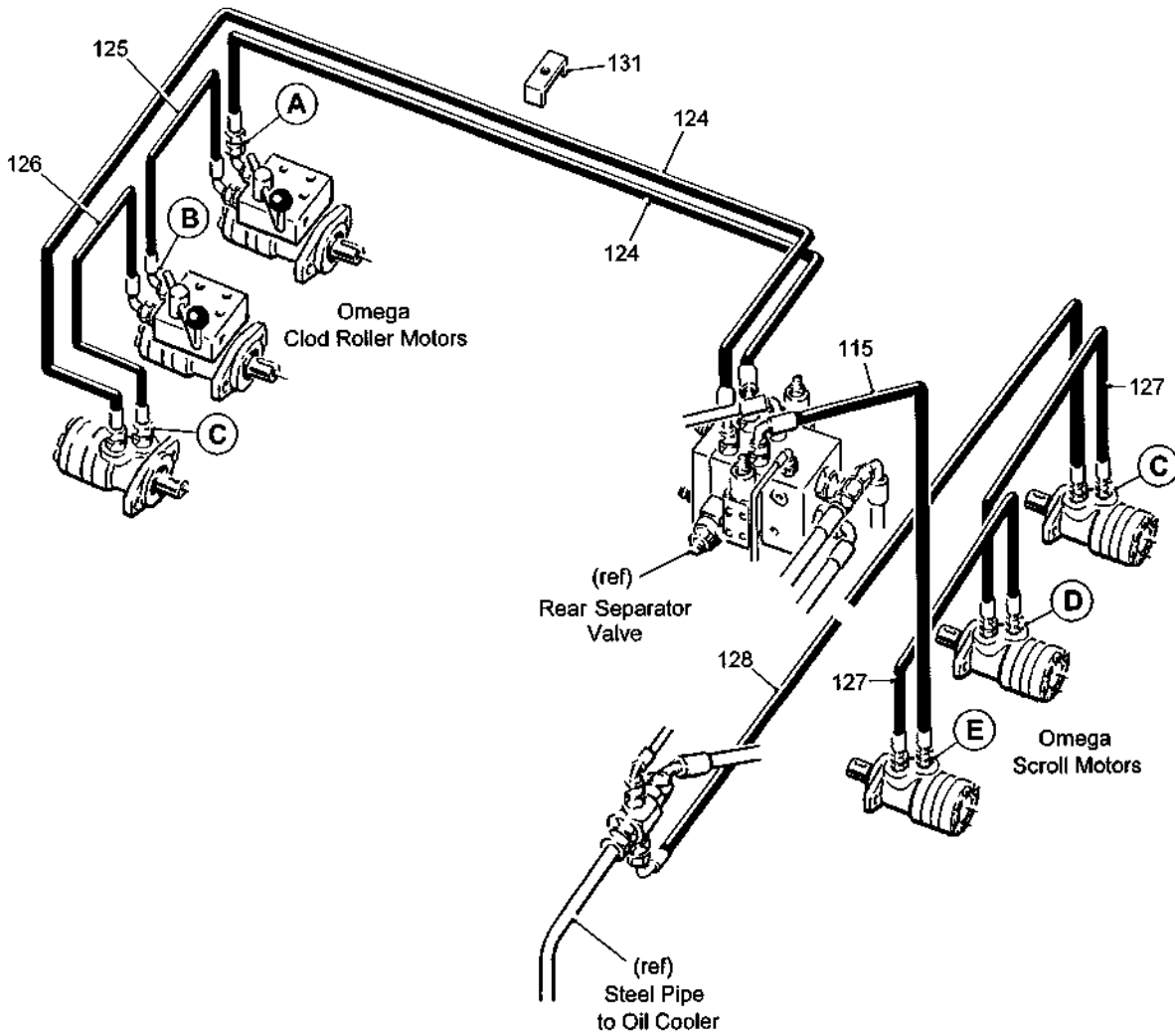
# 6.2a

# T2 SPARE PARTS

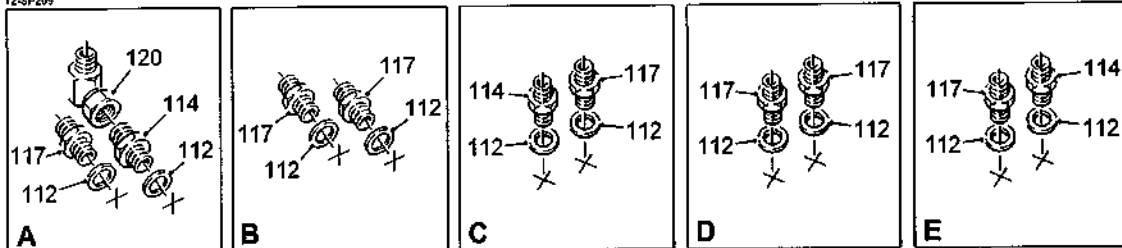
Machines from Serial No T2-210

## Rear 3R OMEGA (237mm centres)

Assy No 59021A



T2-SF209



**T2 SPARE PARTS****6.2b**

Machines from Serial No T2-210

**Rear 3R OMEGA (237mm centres)****Assy No 59021A**

Item	Part No.	Description	Qty.	Remarks
1	22016010/020	M10x20 CSK Socket Head Screw	24	
2				
3	32037/1	Proximity Sensor	2	
4	32037/4	Sensor Cable (10m)	2	
5				
6	33130/16	Ø50 External Circlip	9	
7	44563	Hydraulic Motor	3	
8	RPH850.306210	Hydraulic Motor	3	
9				
10	55122	Sensor	2	
11	56112	Diverter Valve	2	
12				
13	56679	Hydraulic Ram	1	
14	56690	Ram Eye	1	
15	59934C	LH Cavity Scroll (X = 10mm)	11	LH Solid Scroll 59934S
	59936C	LH Cavity Scroll (X = 6mm)	11	LH Solid Scroll 59936S
16	59935C	RH Cavity Scroll (X = 10mm)	19	RH Solid Scroll 59935S
	59937C	RH Cavity Scroll (X = 6mm)	19	RH Solid Scroll 59937S
17				
18	59481	LH Deflector	1	
19	59482	RH Deflector	1	
20	59136A/1800	Scroll Shaft	3	
21	59143	Bearing Boss	3	
22	64066	LH Carrier Plate	3	
23	64067	RH Carrier Plate	3	
24	64047	Clod Roller Bearing Mount	3	
25	64046	Clod Roller Motor Mount	3	
26				
27	64012	Sensor Disc	2	
28				
29	59153	Hydraulic Ram	2	
30	59154	Ram Bracket RH	1	
31	59154A	Ram Bracket LH	1	
32	59162	Pivot Pin	6	
33	59163	Pivot Flange Bush	6	
34	59164/1800	Clod Roller Scraper	3	
35	59165	Clod Roller Lift Shaft	1	
36	59166	Clod Roller Lift Arm	1	
37	59170	Connecting Link (3 roller)	2	
38	59171	LH Link	1	
39	59172	RH Link	1	
40				
41	59174	Shoulder Bolt (long)	6	
42	59175	Pivot Flange Bush	12	
43	59176	Tapped Boss (long)	2	
44	59177	Tapped Boss (short)	2	
45				
46	59709/1800	Ø76 Ebonite Clod Roller	3	Option
	59714/1800	Ø76 Mild Steel Clod Roller	3	Option
	59715/1800	Ø73 Stainless Steel Clod Roller	3	Option
	62863/1800	Ø76 Rubber Clod Roller	3	Option

## 6.2c

## T2 SPARE PARTS

Machines from Serial No T2-210

Rear 3R OMEGA (237mm centres)

Assy No 59021A

Item	Part No.	Description	Qty.	Remarks
47	59529	Motor Mount	3	
48	59348	End Cap (Ø45 bore)	3	
48a	59348A	End Cap (Ø50 bore)	3	
49	59533	Motor Boss	3	
50	59352	Carrier Plate Tie	6	
51	59353A	3 Roller Omega Frame (Y = 237mm)	1	
52	59354	Ram Bracket RH	1	
52a	59354A	Ram Bracket LH	1	
53	59355	Ram Bracket Clamp	2	
54	64723	M20 Machined Bolt	2	Supersedes 59358
55	22012020/080	M20x80 Bolt	2	Supersedes 59359
56	62912	Sensor Bracket	1	
57	64013	Sensor Bracket	1	
58	59396	Ø42 Exhaust Clamp	1	
59	59397	Ø60 Exhaust Clamp	1	
60	59398	Ø42 Ram Body Bracket	1	
61	59399	Ø42 Ram Piston Bracket	1	
62	59400	Ø60 Ram Body Bracket	1	
63	59401	Ø60 Ram Piston Bracket	1	
64				
65	60102RS	Bearing	6	
66				
67				
68	DW25131	Compression Spring	6	
69				
70	LFTC35A	Bearing	3	
71				
72				
73	RPC648.061001	Grease Nipple 45°	5	
74				
75				
76				
77				
78				
79				
80				
81				
82	6006RS	Bearing	6	
83	W0111	Ø55 Internal Circlip	3	
84	W0117	Ø45 External Circlip	3	
85	W0161	Ø80 Internal Circlip	6	
86				
87				
88				
89				
90				
91	SS040011/003	Steel Spacer	3	
92				
93				
94	62997	Rubber Deflector	2	
95	62998	Deflector Clamp Strip	2	
96	62652	LH Deflector Plate (short)	3	
97	62653	RH Deflector Plate (short)	3	
98	62654	LH Side Panel	1	
99	62655	RH Side Panel	1	




**T2 SPARE PARTS****6.2d**

Machines from Serial No T2-210

**Rear 3R OMEGA (237mm centres)****Assy No 59021A**

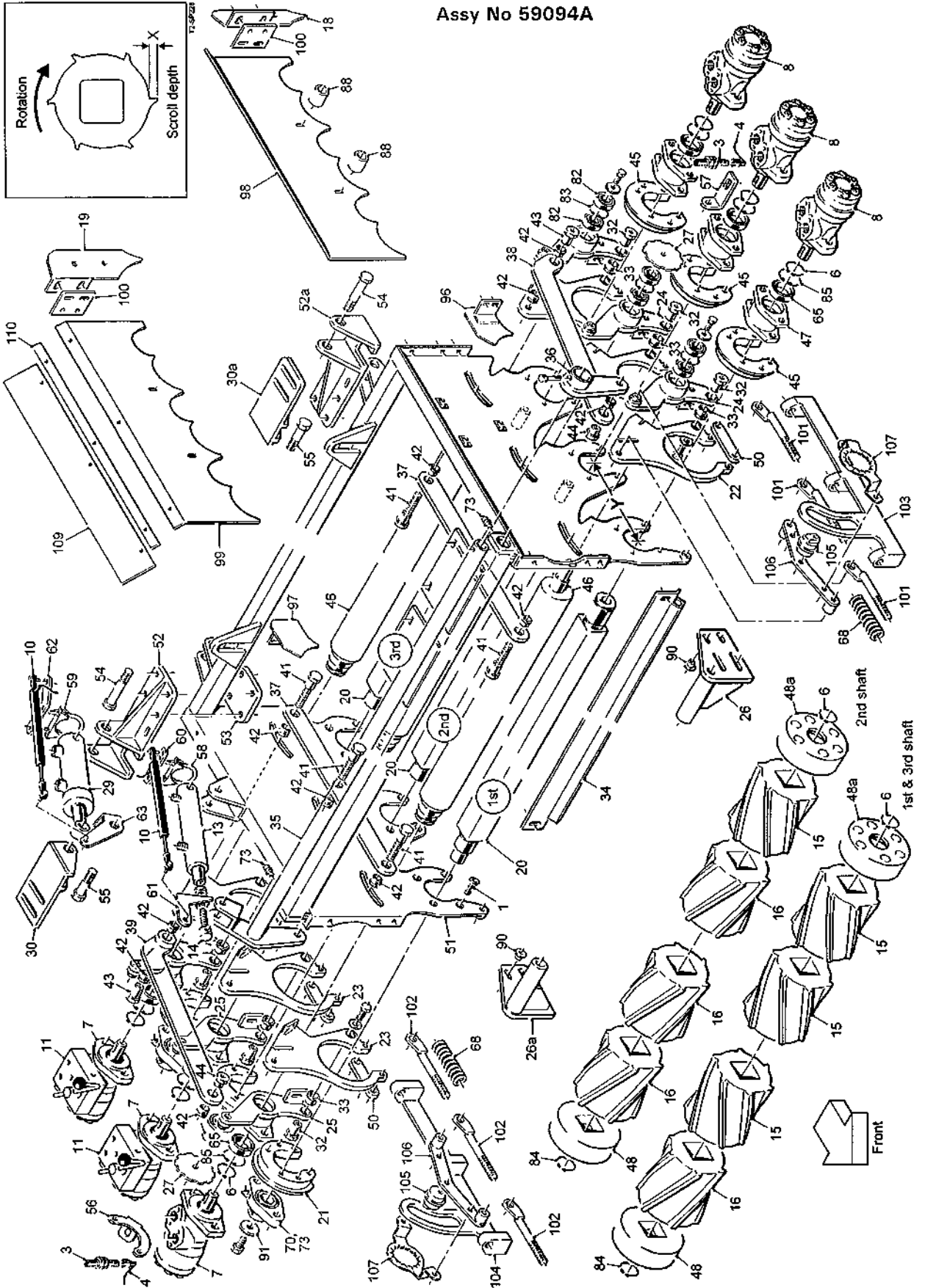
Item	Part No.	Description	Qty.	Remarks
100				
101	62903	LH Adjuster	3	
102	62904	RH Adjuster	3	
103	62905LH	Adjuster Strap LH	1	
104	62905RH	Adjuster Strap RH	1	
105	62908	Adjuster Boss	2	
106	62913	Adjuster Plate	2	
107	62914	Indicator Plate	2	
108				
109	64093	Pivot Bracket LH	1	
110	64094	Pivot Bracket RH	1	
111				
		<b>Hydraulic Components Consist Of:</b>		
112	11124	1/2" BSP Dowty Seal	12	
113				
114	11295	1/2" BSP x 3/4" BSP M M Adaptor	4	
115	44272	3/4" Hose Assembly (900mm)	1	
116				
117	12315	1/2" BSP M M Adaptor	8	
118				
119				
120	41115	3/4" BSP M F Compact 90° Adaptor	1	
121				
122				
123				
124	60803	3/4" Hose Assembly (2700mm)	2	
125	60431	1/2" Hose Assembly (450mm)	1	
126	60490	1/2" Hose Assembly (500mm)	1	
127	60566	1/2" Hose Assembly (500mm)	2	
128	51545	3/4" Hose Assembly (2400mm)	1	
129				
130				
131	62966	Hose Clamp	3	



Machines from Serial No T2-210

Front 3R OMEGA (220mm centres)

Assy No 59094A



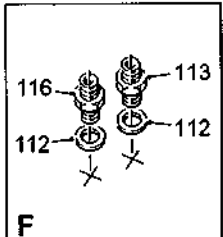
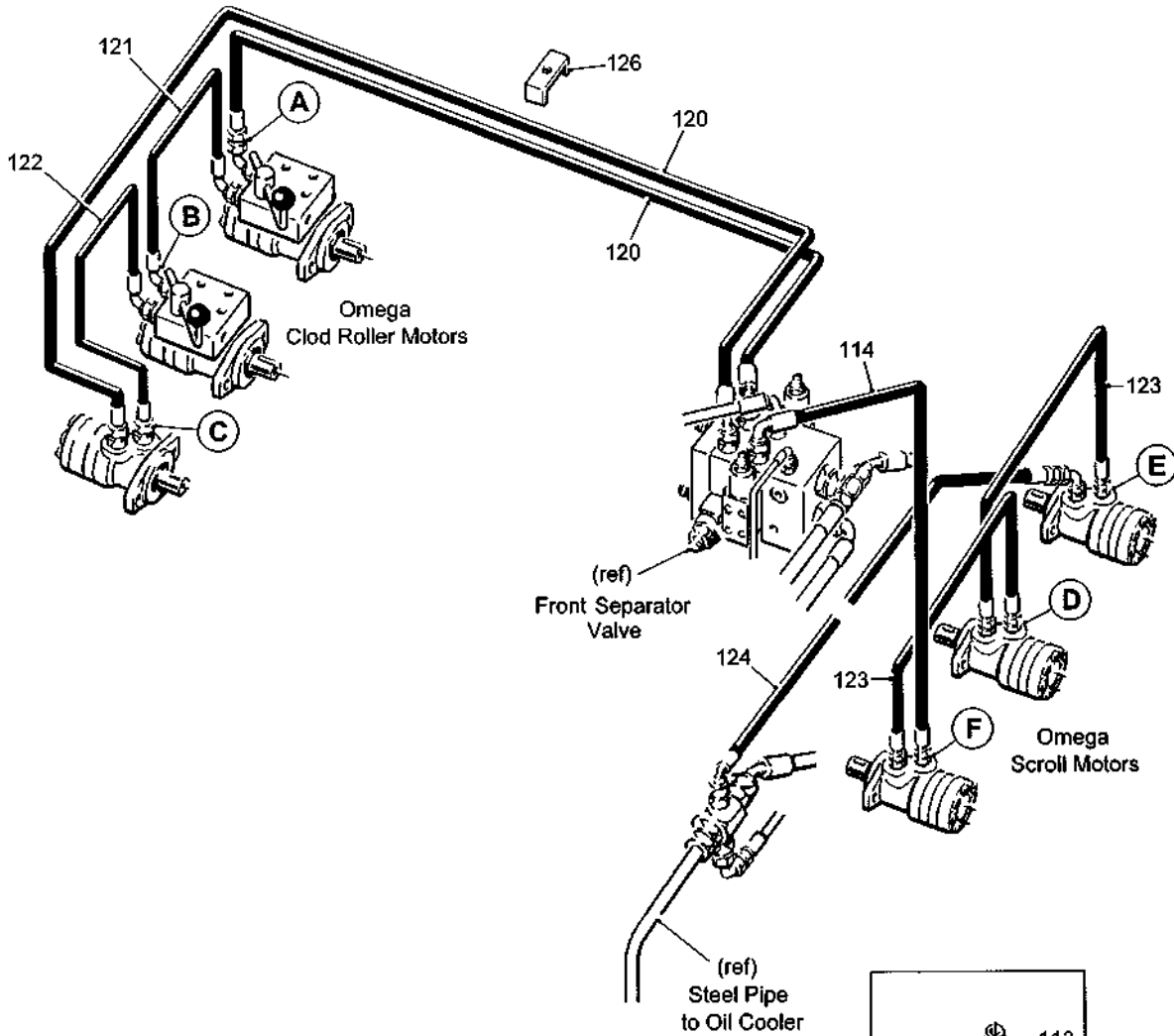
6.3a

T2 SPARE PARTS

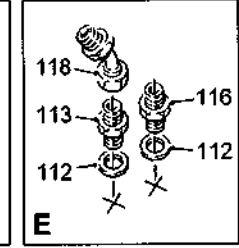
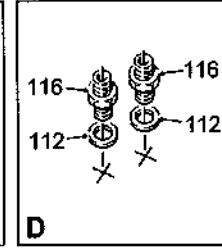
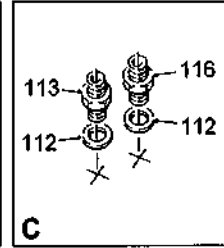
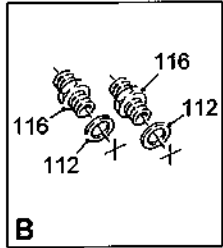
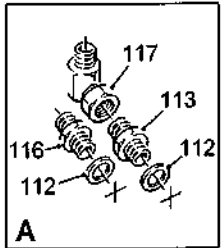
Machines from Serial No T2-210

Front 3R OMEGA (220mm centres)

Assy No 59094A



T2-SP236



**T2 SPARE PARTS****6.3b**

Machines from Serial No T2-210

**Front 3R OMEGA (220mm centres)****Assy No 59094A**

Item	Part No.	Description	Qty.	Remarks
1	22016010/020	M10x20 CSK Socket Head Screw	24	
2				
3	32037/1	Proximity Sensor	2	
4	32037/2	Sensor Cable (5m)	2	
5				
6	33130/16	Ø50 External Circlip	9	
7	44563	Hydraulic Motor	3	
8	RPH850.306210	Hydraulic Motor	3	
9				
10	55122	Sensor	2	
11	56112	Diverter Valve	2	
12				
13	56679A	Hydraulic Ram	1	
14	56690	Ram Eye	1	
15	59934C	LH Cavity Scroll (X = 10mm)	19	LH Solid Scroll 59934S
	59936C	LH Cavity Scroll (X = 6mm)	19	LH Solid Scroll 59936S
16	59935C	RH Cavity Scroll (X = 10mm)	11	RH Solid Scroll 59935S
	59937C	RH Cavity Scroll (X = 6mm)	11	RH Solid Scroll 59937S
17				
18	59481	LH Deflector	1	
19	59482	RH Deflector	1	
20	59136A/1800	Scroll Shaft	3	
21	59692	Bearing Boss	3	
22	64066	LH Carrier Plate	3	
23	64067	RH Carrier Plate	3	
24	64047	LH Clod Roller Plate	3	
25	64046	RH Clod Roller Plate	3	
26	59697	LH Mounting Bracket	1	
26a	59698	RH Mounting Bracket	1	
27	64012	Sensor Disc	2	
28				
29	59153A	Hydraulic Ram	2	
30	59154	Ram Anchor RH	1	
30a	59154A	Ram Anchor LH	1	
31				
32	59162	Pivot Pin	6	
33	59163	Pivot Flange Bush	6	
34	59164/1800	Clod Roller Scraper	3	
35	59165/1800	Clod Roller Lift Shaft	1	
36	59166	Clod Roller Lift Arm	1	
37	59693	Connecting Link (3 roller)	2	
38	59171	LH Link	1	
39	59172	RH Link	1	
40				
41	59174	Shoulder Bolt (long)	6	
42	59175	Pivot Flange Bush	12	
43	59176	Tapped Boss (long)	2	
44	59177	Tapped Boss (short)	2	
45	59928	Bearing Boss	3	
46	59927/1800	Ø63 Ebonite Clod Roller	3	Option
	62753/1800	Ø60 Stainless Steel Clod Roller	3	Option
	62841/1800	Ø60 Mild Steel Clod Roller	3	Option
	62864/1800	Ø63 Rubber Clod Roller	3	Option

**6.3c****T2 SPARE PARTS**

Machines from Serial No T2-210

**Front 3R OMEGA (220mm centres)****Assy No 59094A**

Item	Part No.	Description	Qty.	Remarks
47	59529	Motor Mount	3	
48	59348	End Cap (Ø45 bore)	3	
48a	59348A	End Cap (Ø50 bore)	3	
49				
50	59352	Carrier Plate Tie	6	
51	59696C	3 Roller Omega Frame (Y = 220mm)	1	
52	59354	Ram Bracket RH	1	
52a	59354A	Ram Bracket LH	1	
53	59355	Ram Bracket Clamp	2	
54	64723	M20 Machined Bolt	2	Supersedes 59358
55	22012020/080	M20x80 Bolt	2	Supersedes 59359
56	62912	Sensor Bracket	1	
57	64013	Sensor Bracket	1	
58	59396	Ø42 Exhaust Clamp	1	
59	59397	Ø60 Exhaust Clamp	1	
60	59398	Ø42 Ram Body Bracket	1	
61	59399	Ø42 Ram Piston Bracket	1	
62	59400	Ø60 Ram Body Bracket	1	
63	59401	Ø60 Ram Piston Bracket	1	
64				
65	60102RS	Bearing	6	
66				
67				
68	DW25131	Compression Spring	6	
69				
70	LFTC35A	Bearing	3	
71				
72				
73	RPC648.061001	Grease Nipple 45°	5	
74				
75				
76				
77				
78				
79				
80				
81				
82	60062RS	Bearing	6	
83	W0111	Ø55 Internal Circlip	3	
84	W0117	Ø45 External Circlip	3	
85	W0161	Ø80 Internal Circlip	6	
86				
87				
88	SS038026/047	Steel Spacer	4	
89				
90	59754	Locating Washer	8	
91	SS040011/003	Steel Spacer	3	
92				
93				
94				
95				
96	62650	LH Deflector Plate (long)	3	
97	62651	RH Deflector Plate (long)	3	
98	62656	LH Side Panel	1	
99	62657	RH Side Panel	1	

**T2 SPARE PARTS****6.3d**

Machines from Serial No T2-210

**Front 3R OMEGA (220mm centres)****Assy No 59094A**

Item	Part No.	Description	Qty.	Remarks
100	62888	Spacer Plate	2	
101	62903	LH Adjuster	3	
102	62904	RH Adjuster	3	
103	64097LH	Adjuster Strap LH	1	
104	64097RH	Adjuster Strap RH	1	
105	62908	Adjuster Boss	2	
106	62913A	Adjuster Plate	2	
107	62914	Indicator Plate	2	
108				
109	64259	Rubber Deflector	2	
110	64260	Clamp Strip	2	
111				
		<b>Hydraulic Components Consist Of:</b>		
112	11124	1/2"BSP Dowty Seal	12	
113	11295	1/2"BSP x 3/4"BSP M M Adaptor	4	
114	44272	3/4"Hose Assembly (900mm)	1	
115				
116	12315	1/2"BSP M M Adaptor	8	
117	41115	3/4"BSP M F Compact 90°Adaptor	1	
118	23575	3/4"BSP M F Swept 45°Adaptor	1	
119				
120	60803	3/4"Hose Assembly (2700mm)	2	
121	60431	1/2"Hose Assembly (450mm)	1	
122	60490	1/2"Hose Assembly (500mm)	1	
123	60566	1/2"Hose Assembly (500mm)	2	
124	15015	3/4"Hose Assembly (1700mm)	1	
125				
126	62966	Hose Clamp	3	

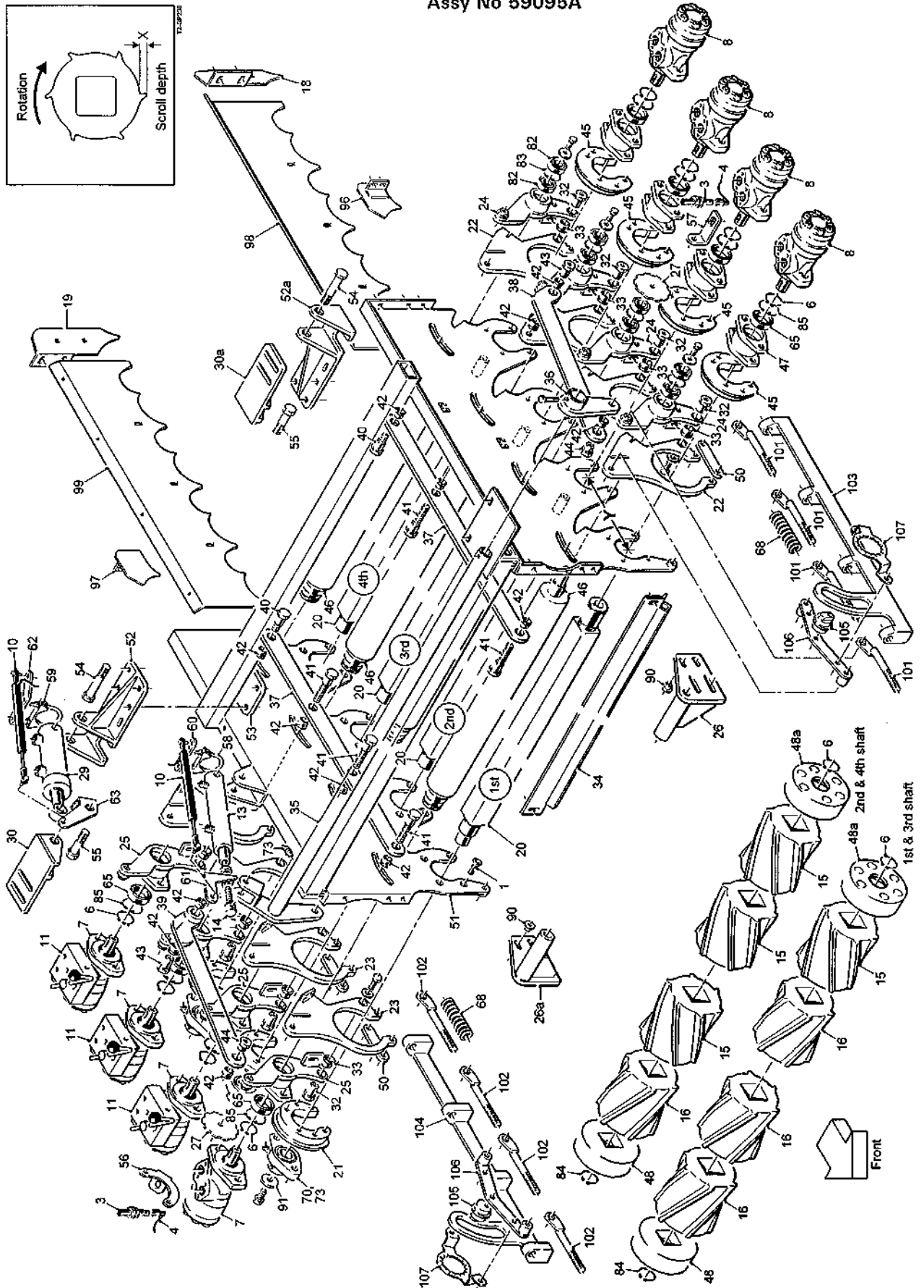




Machines from Serial No T2-210

## Rear 4R OMEGA (220mm centres)

Assy No 59095A



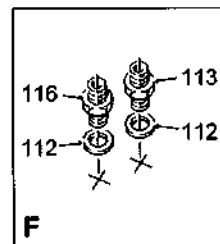
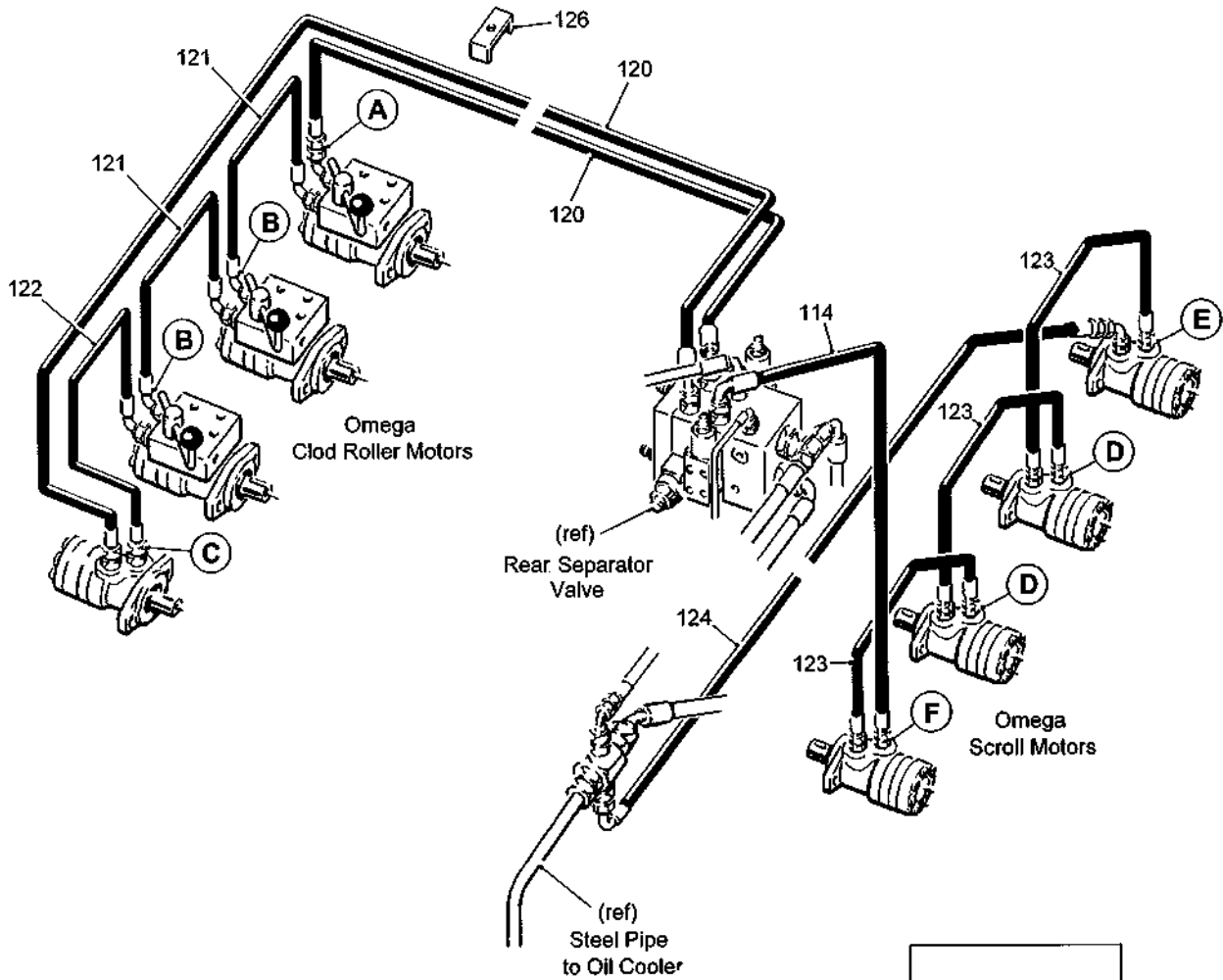
# 6.4a

# T2 SPARE PARTS

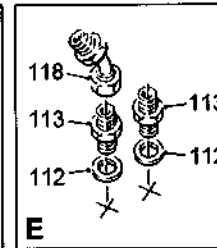
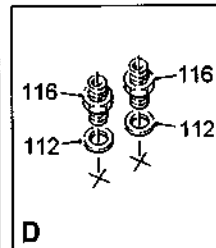
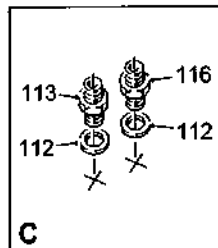
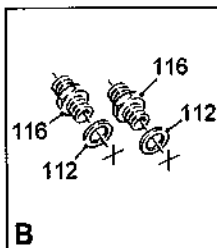
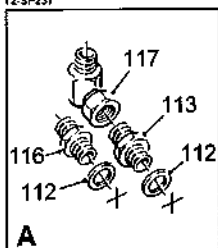
Machines from Serial No T2-210

## Rear 4R OMEGA (220mm centres)

Assy No 59095A



T2-SP237



**T2 SPARE PARTS****6.4b**

Machines from Serial No T2-210

**Rear 4R OMEGA (220mm centres)****Assy No 59095A**

Item	Part No.	Description	Qty.	Remarks
1	22016010/020	M10x20 CSK Socket Head Screw	32	
2				
3	32037/1	Proximity Sensor	2	
4	32037/2	Sensor Cable (5m)	2	
5				
6	33130/16	Ø50 External Circlip	12	
7	44563	Hydraulic Motor	4	
8	RPH850.306210	Hydraulic Motor	4	
9				
10	55122	Sensor	2	
11	56112	Diverter Valve	3	
12				
13	56679A	Hydraulic Ram	1	
14	56690	Ram Eye	1	
15	59934C	LH Cavity Scroll (X = 10mm)	20	LH Solid Scroll 59934S
	59936C	LH Cavity Scroll (X = 6mm)	20	LH Solid Scroll 59936S
16	59935C	RH Cavity Scroll (X = 10mm)	20	RH Solid Scroll 59935S
	59937C	RH Cavity Scroll (X = 6mm)	20	RH Solid Scroll 59937S
17				
18	59481	LH Deflector	1	
19	59482	RH Deflector	1	
20	59136A/1800	Scroll Shaft	4	
21	59692	Bearing Boss	4	
22	64066	LH Carrier Plate	4	
23	64067	RH Carrier Plate	4	
24	64047	LH Clod Roller Plate	4	
25	64046	RH Clod Roller Plate	4	
26	59697	LH Mounting Bracket	1	
26a	59698	RH Mounting Bracket	1	
27	64012	Sensor Disc	2	
28				
29	59153A	Hydraulic Ram	2	
30	59154	Ram Anchor RH	1	
30a	59154A	Ram Anchor LH	1	
31				
32	59162	Pivot Pin	8	
33	59163	Pivot Flange Bush	8	
34	59164/1800	Clod Roller Scraper	4	
35	59165/1800	Clod Roller Lift Shaft	1	
36	59166	Clod Roller Lift Arm	1	
37	59694	Connecting Link (4 roller)	2	
38	59171	LH Link	1	
39	59172	RH Link	1	
40	59173	Shoulder Bolt (short)	2	
41	59174	Shoulder Bolt (long)	6	
42	59175	Pivot Flange Bush	14	
43	59176	Tapped Boss (long)	2	
44	59177	Tapped Boss (short)	2	
45	59928	Bearing Boss	4	
46	59927/1800	Ø63 Ebonite Clod Roller	4	Option
	62753/1800	Ø60 Stainless Steel Clod Roller	4	Option
	62841/1800	Ø60 Mild Steel Clod Roller	4	Option
	62864/1800	Ø63 Rubber Clod Roller	4	Option

**6.4c****T2 SPARE PARTS**

Machines from Serial No T2-210

**Rear 4R OMEGA (220mm centres)****Assy No 59095A**


Item	Part No.	Description	Qty.	Remarks
47	59529	Motor Mount	4	
48	59348	End Cap (Ø45 bore)	4	
48a	59348A	End Cap (Ø50 bore)	4	
49				
50	59352	Carrier Plate Tie	8	
51	59632A	4 Roller Omega Frame (Y = 220mm)	1	
52	59354	Ram Bracket RH	1	
52a	59354A	Ram Bracket LH	1	
53	59355	Ram Bracket Clamp	2	
54	64723	M20 Machined Bolt	2	Supersedes 59358
55	22012020/080	M20x80 Bolt	2	Supersedes 59359
56	62912	Sensor Bracket	1	
57	64013	Sensor Bracket	1	
58	59396	Ø42 Exhaust Clamp	1	
59	59397	Ø60 Exhaust Clamp	1	
60	59398	Ø42 Ram Body Bracket	1	
61	59399	Ø42 Ram Piston Bracket	1	
62	59400	Ø60 Ram Body Bracket	1	
63	59401	Ø60 Ram Piston Bracket	1	
64				
65	60102RS	Bearing	8	
66				
67				
68	DW25131	Compression Spring	8	
69				
70	LFTC35A	Bearing	4	
71				
72				
73	RPC648.061001	Grease Nipple 45°	6	
74				
75				
76				
77				
78				
79				
80				
81				
82	60062RS	Bearing	6	
83	W0111	Ø55 Internal Circlip	3	
84	W0117	Ø45 External Circlip	3	
85	W0161	Ø80 Internal Circlip	6	
86				
87				
88				
89				
90	59754	Locating Washer	8	
91	SS040011/003	Steel Spacer	4	
92				
93				
94				
95				
96	62652	LH Deflector Plate (short)	4	
97	62653	RH Deflector Plate (short)	4	
98	62658	LH Side Panel	1	
99	62659	RH Side Panel	1	

**T2 SPARE PARTS****6.4d**

Machines from Serial No T2-210

**Rear 4R OMEGA (220mm centres)****Assy No 59095A**

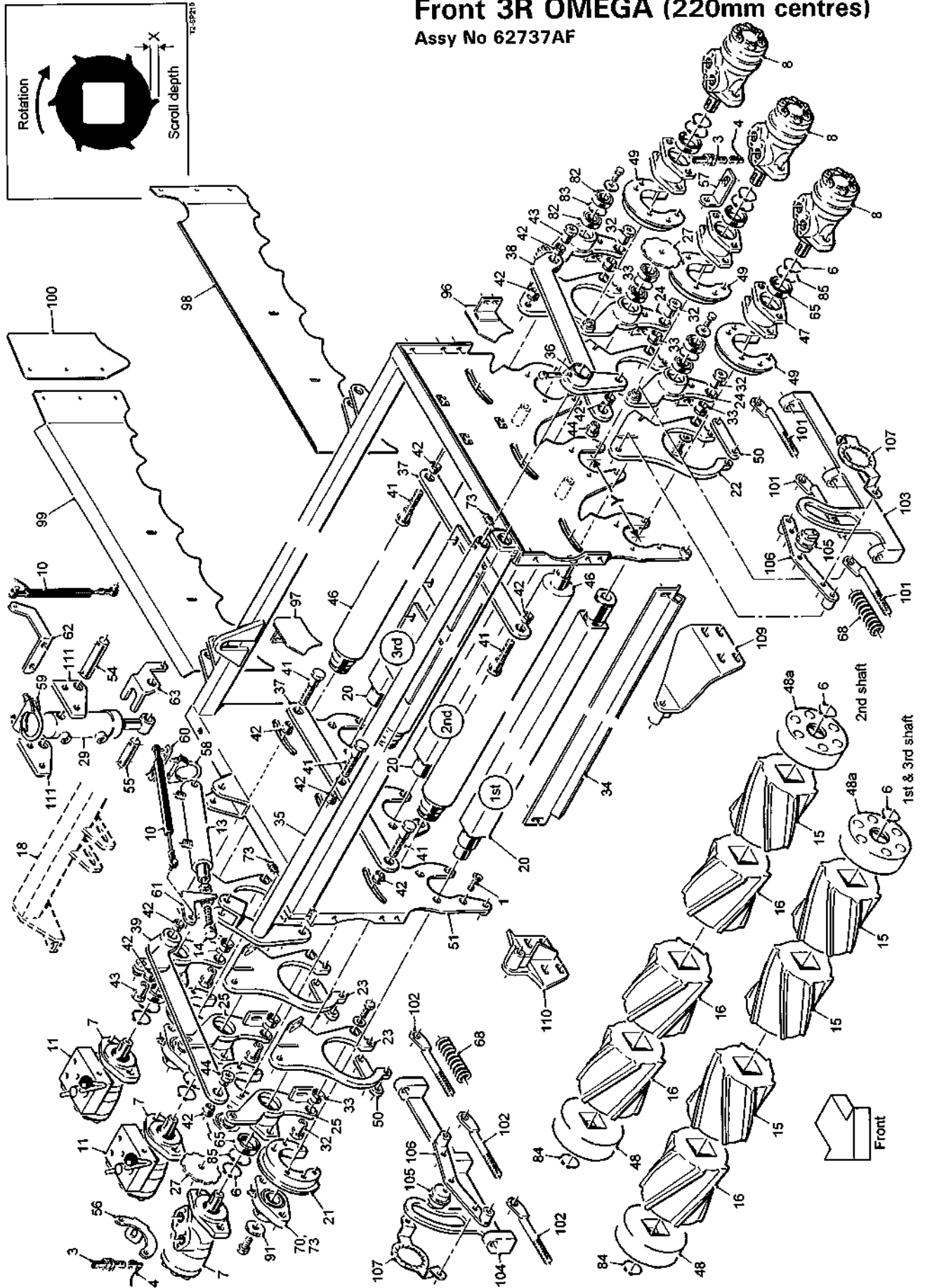
Item	Part No.	Description	Qty.	Remarks
100				
101	62903	LH Adjuster	4	
102	62904	RH Adjuster	4	
103	64197LH	Adjuster Strap LH	1	
104	64197RH	Adjuster Strap RH	1	
105	62908	Adjuster Boss	2	
106	62913A	Adjuster Plate	2	
107	62914	Indicator Plate	2	
108				
109				
110				
111				
		<b>Hydraulic Components Consist Of:</b>		
112	11124	1/2"BSP Dowty Seal	16	
113	11295	1/2"BSP x 3/4"BSP M M Adaptor	4	
114	44272	3/4"Hose Assembly (900mm)	1	
115				
116	12315	1/2"BSP M M Adaptor	12	
117	41115	3/4"BSP M F Compact 90°Adaptor	1	
118	23575	3/4"BSP M F Swept 45°Adaptor	1	
119				
120	60803	3/4"Hose Assembly (2700mm)	2	
121	60431	1/2"Hose Assembly (450mm)	2	
122	60490	1/2"Hose Assembly (500mm)	1	
123	60566	1/2"Hose Assembly (500mm)	3	
124	60778	3/4"Hose Assembly (2650mm)	1	
125				
126	62966	Hose Clamp	3	



Machines from Serial No T2-210

## Front 3R OMEGA (220mm centres)

Assy No 62737AF



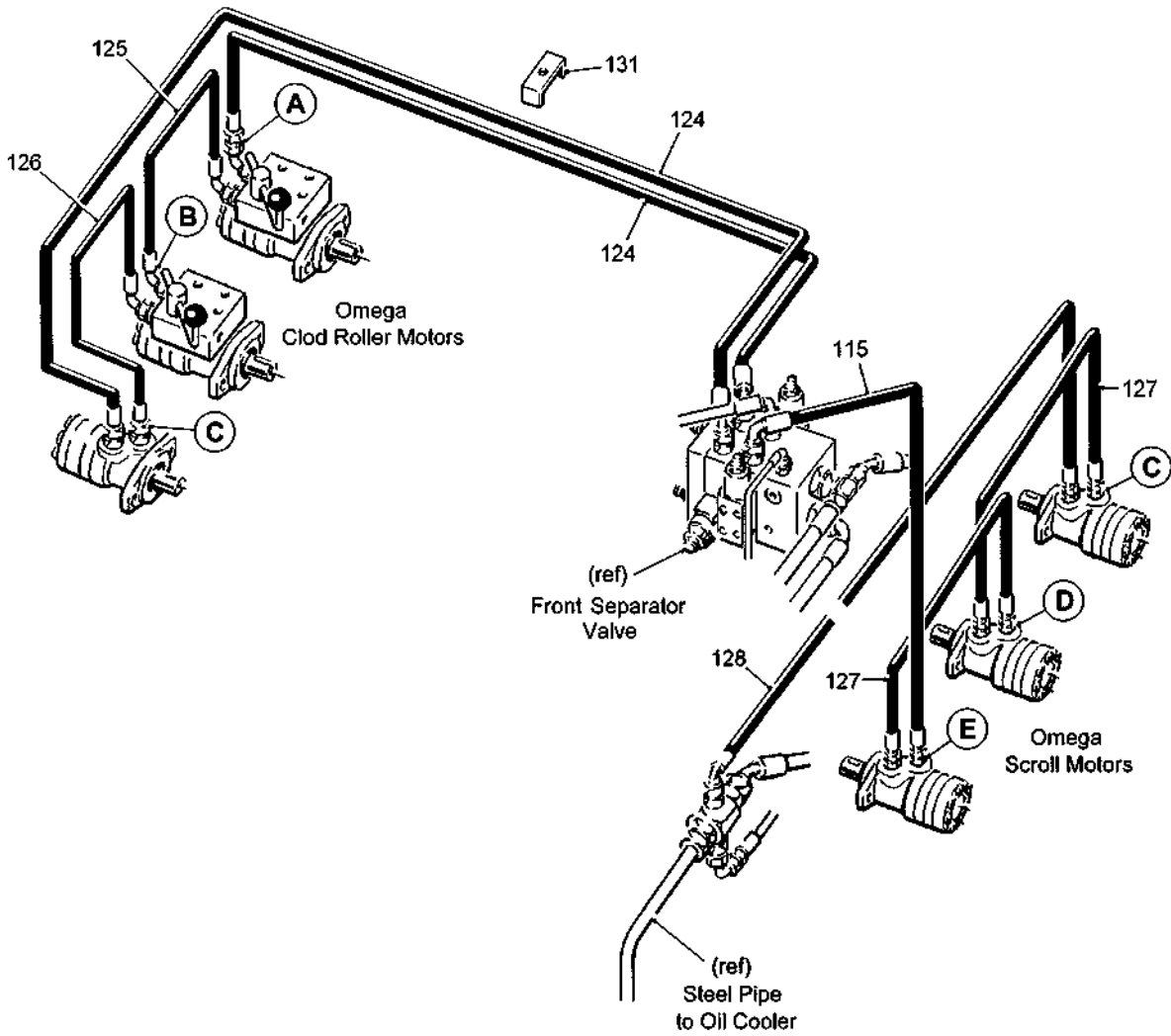
# 6.5a

# T2 SPARE PARTS

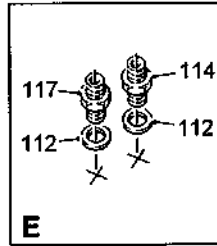
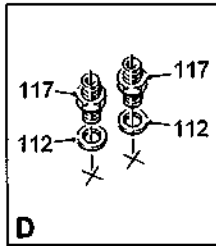
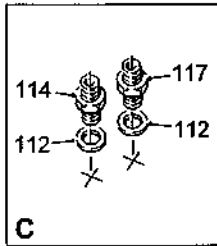
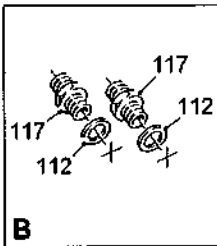
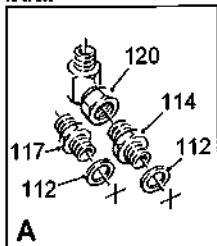
Machines from Serial No T2-210

## Front 3R OMEGA (220mm centres)

Assy No 62737AF



T2-6P208





**T2 SPARE PARTS****6.5b**

Machines from Serial No T2-210

**Front 3R OMEGA (220mm centres)****Assy No 62737AF**

Item	Part No.	Description	Qty.	Remarks
1	22016010/020	M10x20 CSK Socket Head Screw	24	
2				
3	32037/1	Proximity Sensor	2	
4	32037/2	Sensor Cable (5m)	2	
5				
6	33130/16	Ø50 External Circlip	9	
7	44563	Hydraulic Motor	3	
8	RPH850.306210	Hydraulic Motor	3	
9				
10	55122	Sensor	2	
11	56112	Diverter Valve	2	
12				
13	56679A	Hydraulic Ram	1	
14	56690	Ram Eye	1	
15	59934C	LH Cavity Scroll (X = 10mm)	19	LH Solid Scroll 59934S
	59936C	LH Cavity Scroll (X = 6mm)	19	LH Solid Scroll 59936S
16	59935C	RH Cavity Scroll (X = 10mm)	11	RH Solid Scroll 59935S
	59937C	RH Cavity Scroll (X = 6mm)	11	RH Solid Scroll 59937S
17				
18	59338A	Ram Mounting Beam (beam axle only)	1	With water kit use 59338
19				
20	59136A/1800	Scroll Shaft	3	
21	59692	Bearing Boss	3	
22	64066	LH Carrier Plate	3	
23	64067	RH Carrier Plate	3	
24	64047	Clod Roller Bearing Mount	3	
25	64046	Clod Roller Motor Mount	3	
26				
27	64012	Sensor Disc	2	
28				
29	59153B	Hydraulic Ram (33mm stroke)	2	
30				
31				
32	59162	Pivot Pin	6	
33	59163	Pivot Flange Bush	6	
34	59164/1800	Clod Roller Scraper	3	
35	59165/1800	Clod Roller Lift Shaft	1	
36	59166	Clod Roller Lift Arm	1	
37	59693	Connecting Link (3 roller)	2	
38	59171	LH Link	1	
39	59172	RH Link	1	
40				
41	59174	Shoulder Bolt (long)	6	
42	59175	Pivot Flange Bush	12	
43	59176	Tapped Boss (long)	2	
44	59177	Tapped Boss (short)	2	
45				
46	59927/1800	Ø63 Ebonite Clod Roller	3	Option
	62841/1800	Ø60 Mild Steel Clod Roller	3	Option
	62753/1800	Ø60 Stainless Steel Clod Roller	3	Option
	62864/1800	Ø63 Rubber Clod Roller	3	Option

**6.5c****T2 SPARE PARTS**

Machines from Serial No T2-210

**Front 3R OMEGA (220mm centres)****Assy No 62737AF**

Item	Part No.	Description	Qty.	Remarks
47	59529	Motor Mount	3	
48	59348	End Cap (Ø45 bore)	3	
48a	59348A	End Cap (Ø50 bore)	3	
49	59928	Motor Boss	3	
50	59352	Carrier Plate Tie	6	
51	59696B	3 Roller Omega Frame (Y = 220mm)	1	
52				
53				
54	62797	Ram Body Pin	2	
55	RPM146.312388	Ram Piston Pin	2	
56	62912	Sensor Bracket	1	
57	64013	Sensor Bracket	1	
58	59396	Ø42 Exhaust Clamp	1	
59	59397	Ø60 Exhaust Clamp	1	
60	59398	Ø42 Ram Body Bracket	1	
61	59399	Ø42 Ram Piston Bracket	1	
62	59400B	Ø60 Ram Body Bracket	1	
63	59401A	Ø60 Ram Piston Bracket	1	
64				
65	60102RS	Bearing	6	
66				
67				
68	DW25131	Compression Spring	6	
69				
70	LFTC35A	Bearing	3	
71				
72				
73	RPC648.061001	Grease Nipple 45°	5	
74				
75				
76				
77				
78				
79				
80				
81				
82	6006RS	Bearing	6	
83	W0111	Ø55 Internal Circlip	3	
84	W0117	Ø45 External Circlip	3	
85	W0161	Ø80 Internal Circlip	6	
86				
87				
88				
89				
90				
91	SS040011/003	Steel Spacer	3	
92				
93				
94				
95				
96	62650	LH Deflector Plate (long)	3	
97	62651	RH Deflector Plate (long)	3	
98	62706	LH Stainless Side Panel	1	For double transfer roller
	62706A	LH Stainless Side Panel	1	For triple transfer roller

**T2 SPARE PARTS****6.5d**

Machines from Serial No T2-210

**Front 3R OMEGA (220mm centres)****Assy No 62737AF**

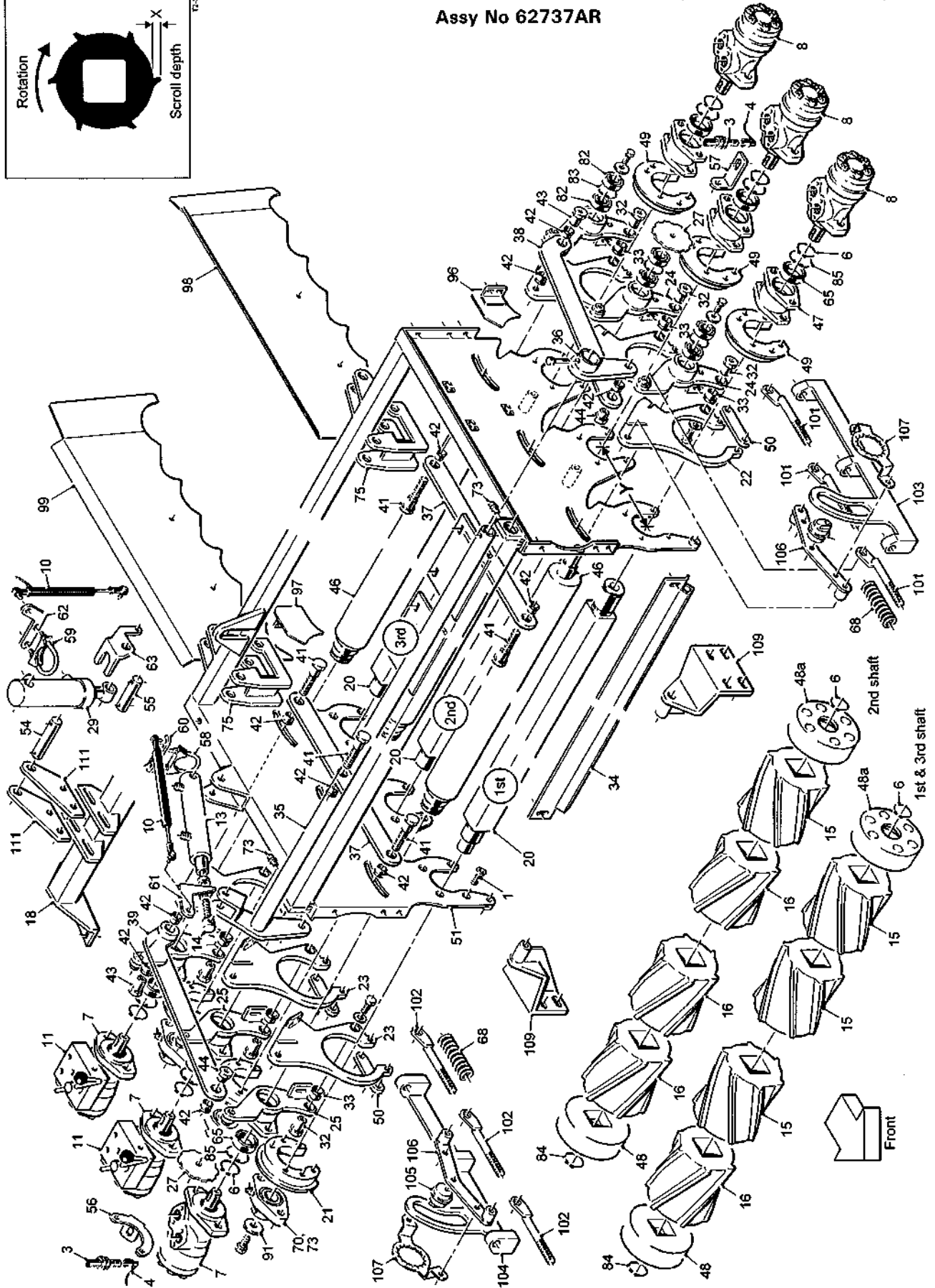
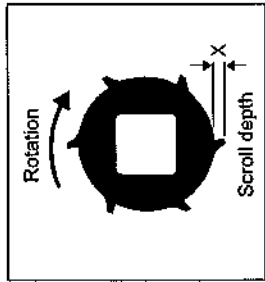
Item	Part No.	Description	Qty.	Remarks
99	62707	RH Stainless Side Panel	1	For double transfer roller
	62707A	RH Stainless Side Panel	1	For triple transfer roller
100	62744	Stainless Panel (double transfer roller)	2	Used with roller table only
	62744A	Stainless Panel (triple transfer roller)	2	Used with roller table only
101	62903	LH Adjuster	3	
102	62904	RH Adjuster	3	
103	64097LH	Adjuster Strap LH	1	
104	64097RH	Adjuster Strap RH	1	
105	62908	Adjuster Boss	2	
106	62913A	Adjuster Plate	2	
107	62914	Indicator Plate	2	
108				
109	62713	Pivot Bracket LH	1	
110	62714	Pivot Bracket RH	1	
111	62826	Pivot Plate	4	
		<b>Hydraulic Components Consist Of:</b>		
112	11124	1/2"BSP Dowty Seal	12	
113				
114	11295	1/2"BSPx3/4"BSP M M Adaptor	4	
115	44272	3/4"Hose Assembly (900mm)	1	
116				
117	12315	1/2"BSP M M Adaptor	8	
118				
119				
120	41115	3/4"BSP M F Compact 90°Adaptor	1	
121				
122				
123				
124	60803	3/4"Hose Assembly (2700mm)	2	
125	60431	1/2"Hose Assembly (450mm)	1	
126	60490	1/2"Hose Assembly (500mm)	1	
127	60566	1/2"Hose Assembly (500mm)	2	
128	60675	3/4"Hose Assembly (2000mm)	1	
129				
130				
131	62966	Hose Clamp	3	



Machines from Serial No T2-210

## Rear 3R OMEGA (220mm centres)

Assy No 62737AR



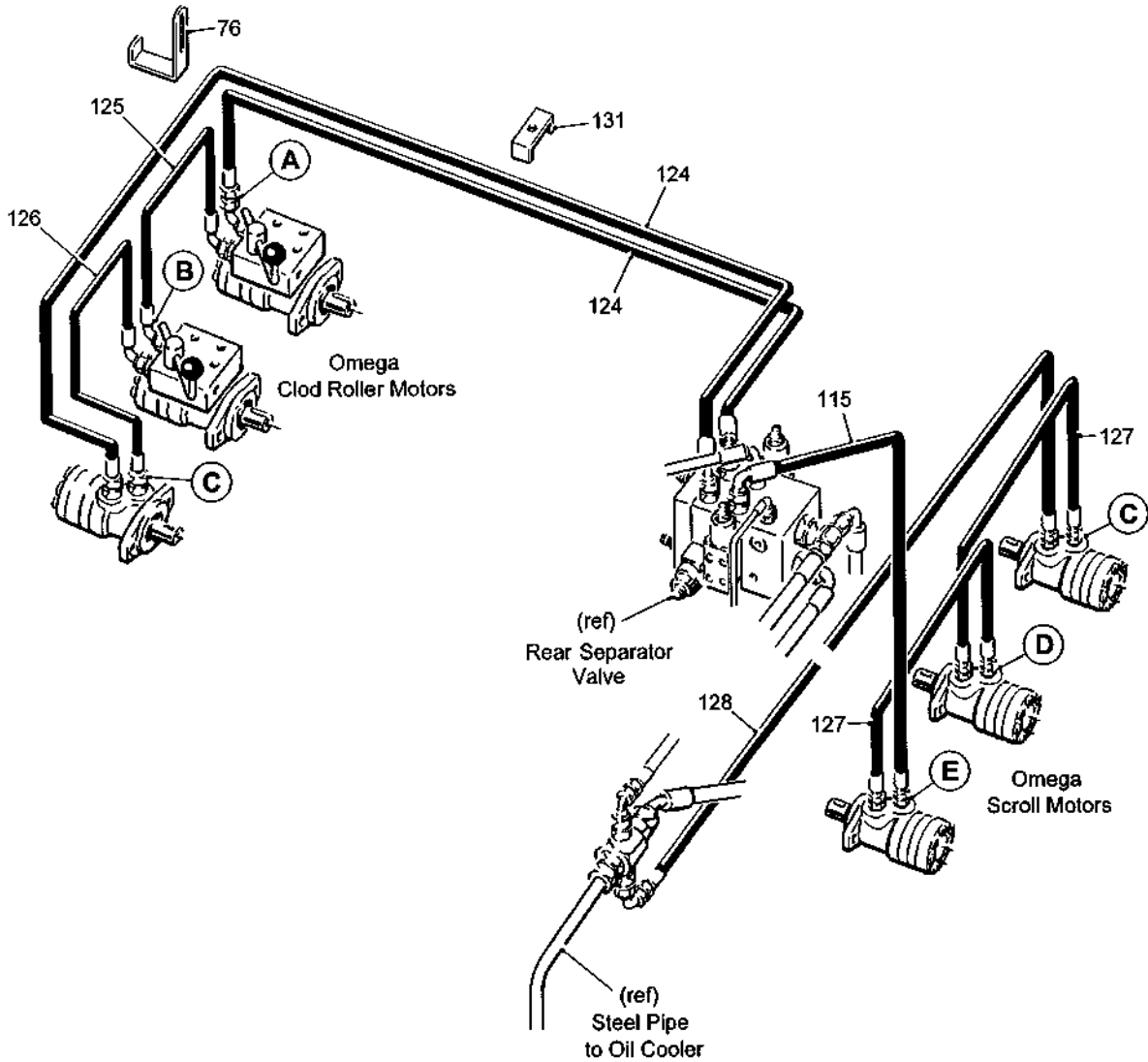
# 6.6a

# T2 SPARE PARTS

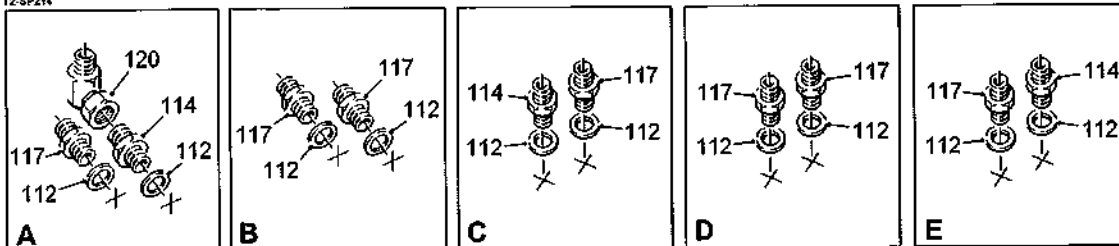
Machines from Serial No T2-210

**Rear 3R OMEGA (220mm centres)**

Assy No 62737AR



T2-SP214



**T2 SPARE PARTS****6.6b**

Machines from Serial No T2-210

**Rear 3R OMEGA (220mm centres)****Assy No 62737AR**

Item	Part No.	Description	Qty.	Remarks
1	22016010/020	M10x20 CSK Socket Head Screw	24	
2				
3	32037/1	Proximity Sensor	2	
4	32037/2	Sensor Cable (5m)	2	
5				
6	33130/16	Ø50 External Circlip	9	
7	44563	Hydraulic Motor	3	
8	RPH850.306210	Hydraulic Motor	3	
9				
10	55122	Sensor	2	
11	56112	Diverter Valve	2	
12				
13	56679A	Hydraulic Ram	1	
14	56690	Ram Eye	1	
15	59934C	LH Cavity Scroll (X = 10mm)	19	LH Solid Scroll 59934S
	59936C	LH Cavity Scroll (X = 6mm)	19	LH Solid Scroll 59936S
16	59935C	RH Cavity Scroll (X = 10mm)	11	RH Solid Scroll 59935S
	59937C	RH Cavity Scroll (X = 6mm)	11	RH Solid Scroll 59937S
17				
18	59338B	Ram Mounting Beam	1	
19				
20	59136A/1800	Scroll Shaft	3	
21	59692	Bearing Boss	3	
22	64066	LH Carrier Plate	3	
23	64067	RH Carrier Plate	3	
24	64047	Clod Roller Bearing Mount	3	
25	64046	Clod Roller Motor Mount	3	
26				
27	64012	Sensor Disc	2	
28				
29	59153	Hydraulic Ram (75mm stroke)	2	
30				
31				
32	59162	Pivot Pin	6	
33	59163	Pivot Flange Bush	6	
34	59164/1800	Clod Roller Scraper	3	
35	59165/1800	Clod Roller Lift Shaft	1	
36	59166	Clod Roller Lift Arm	1	
37	59693	Connecting Link (3 roller)	2	
38	59171	LH Link	1	
39	59172	RH Link	1	
40				
41	59174	Shoulder Bolt (long)	6	
42	59175	Pivot Flange Bush	12	
43	59176	Tapped Boss (long)	2	
44	59177	Tapped Boss (short)	2	
45				
46	59927/1800	Ø63 Ebonite Clod Roller	3	Option
	62841/1800	Ø60 Mild Steel Clod Roller	3	Option
	62753/1800	Ø60 Stainless Steel Clod Roller	3	Option
	62864/1800	Ø63 Rubber Clod Roller	3	Option

**6.6c****T2 SPARE PARTS**

Machines from Serial No T2-210

**Rear 3R OMEGA (220mm centres)****Assy No 62737AR**

Item	Part No.	Description	Qty.	Remarks
47	59529	Motor Mount	3	
48	59348	End Cap (Ø45 bore)	3	
48a	59348A	End Cap (Ø50 bore)	3	
49	59928	Motor Boss	3	
50	59352	Carrier Plate Tie	6	
51	59696B	3 Roller Omega Frame (Y = 220mm)	1	
52				
53				
54	62797	Ram Body Pin	2	
55	59358	Ram Pin	2	
56	62912	Sensor Bracket	1	
57	64013	Sensor Bracket	1	
58	59396	Ø42 Exhaust Clamp	1	
59	59397	Ø60 Exhaust Clamp	1	
60	59398	Ø42 Ram Body Bracket	1	
61	59399	Ø42 Ram Piston Bracket	1	
62	59400	Ø60 Ram Body Bracket	1	
63	59401A	Ø60 Ram Piston Bracket	1	
64				
65	60102RS	Bearing	6	
66				
67				
68	DW25131	Compression Spring	6	
69				
70	LFTC35A	Bearing	3	
71				
72				
73	RPC648.061001	Grease Nipple 45°	5	
74				
75	64206	Ram Bracket	1	
76	64325	Pipe Clamp	1	Used on build 62762D & 62762G
77				
78				
79				
80				
81				
82	60062RS	Bearing	6	
83	W0111	Ø55 Internal Circlip	3	
84	W0117	Ø45 External Circlip	3	
85	W0161	Ø80 Internal Circlip	6	
86				
87				
88				
89				
90				
91	SS040011/003	Steel Spacer	3	
92				
93				
94				
95				
96	62652	LH Deflector Plate (short)	3	
97	62653	RH Deflector Plate (short)	3	
98	62738	LH Stainless Side Panel	1	
99	62739	RH Stainless Side Panel	1	




**T2 SPARE PARTS****6.6d**

Machines from Serial No T2-210

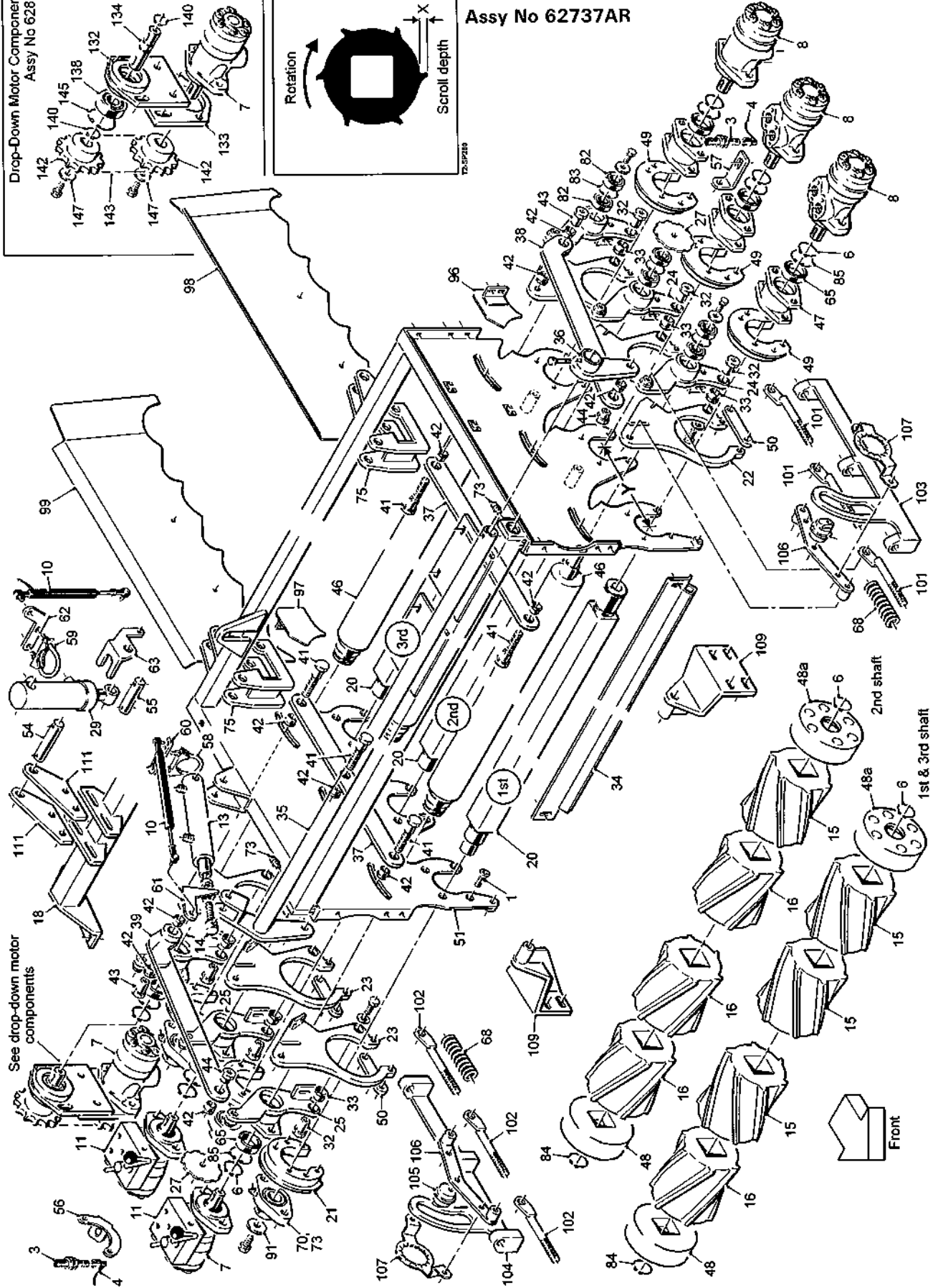
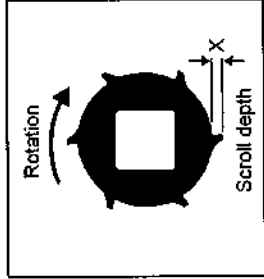
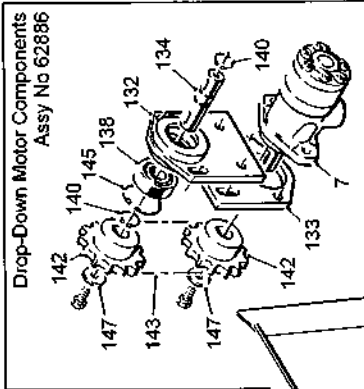
**Rear 3R OMEGA (220mm centres)****Assy No 62737AR**

Item	Part No.	Description	Qty.	Remarks
100				
101	62903	LH Adjuster	3	
102	62904	RH Adjuster	3	
103	64097LH	Adjuster Strap LH	1	
104	64097RH	Adjuster Strap RH	1	
105	62908	Adjuster Boss	2	
106	62913A	Adjuster Plate	2	
107	62914	Indicator Plate	2	
108				
109	62743	Pivot Bracket	2	
110				
111	62796A	Pivot Plate	4	
		<b>Hydraulic Components Consist Of:</b>		
112	11124	1/2"BSP Dowty Seal	12	
113				
114	11295	1/2"BSPx3/4"BSP M M Adaptor	4	
115	44272	3/4"Hose Assembly (900mm)	1	
116				
117	12315	1/2"BSP M M Adaptor	8	
118				
119				
120	41115	3/4"BSP M F Compact 90°Adaptor	1	
121				
122				
123				
124	60803	3/4"Hose Assembly (2700mm)	2	
125	60431	1/2"Hose Assembly (450mm)	1	
126	60490	1/2"Hose Assembly (500mm)	1	
127	60566	1/2"Hose Assembly (500mm)	2	
128	*****	3/4"Hose Assembly (****mm)	1	
129				
130				
131	62966	Hose Clamp	3	



Machines from Serial No T2-229

**Rear 3R OMEGA (220mm centres)**  
 Assy No 62737AR

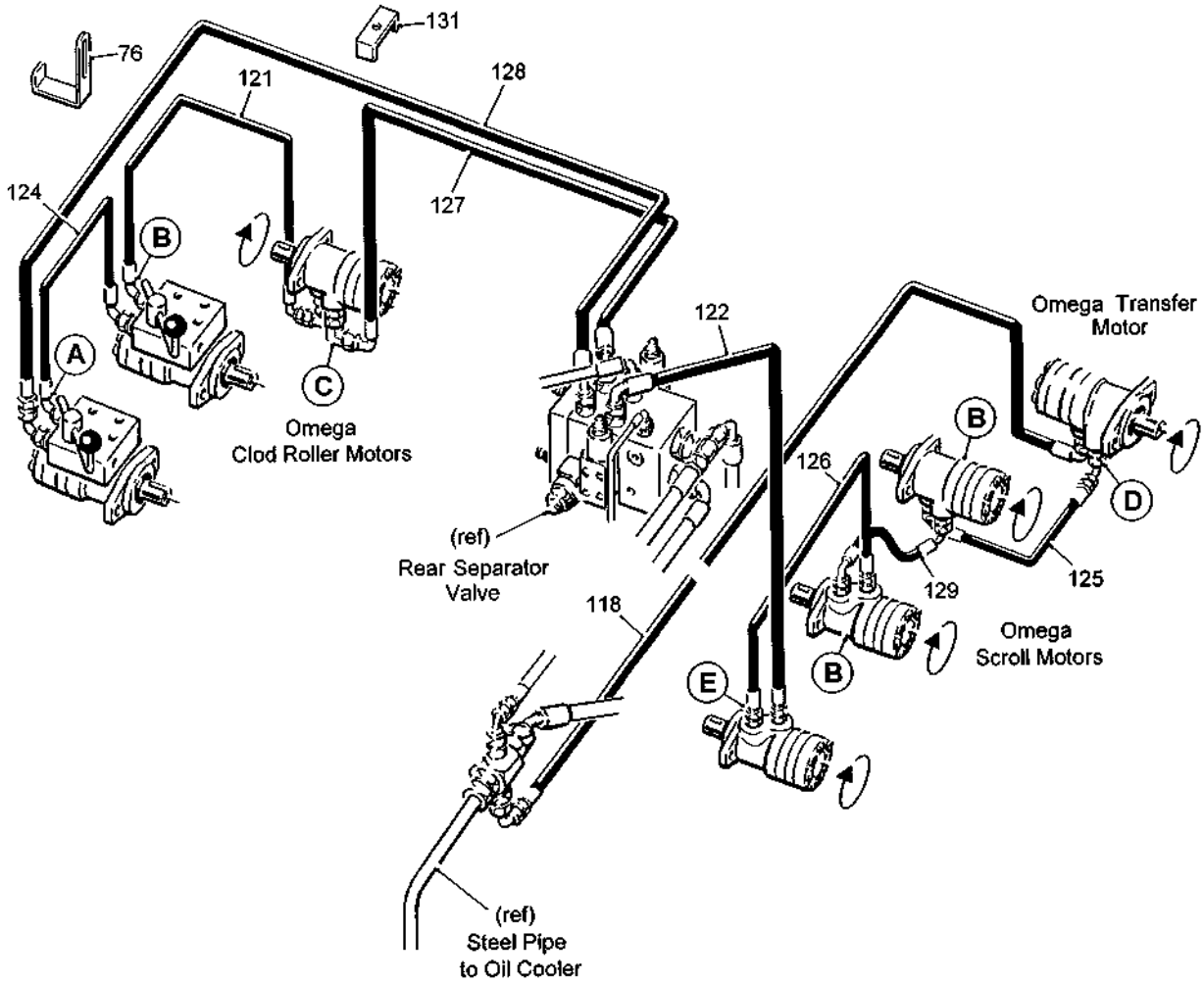


# 6.6a

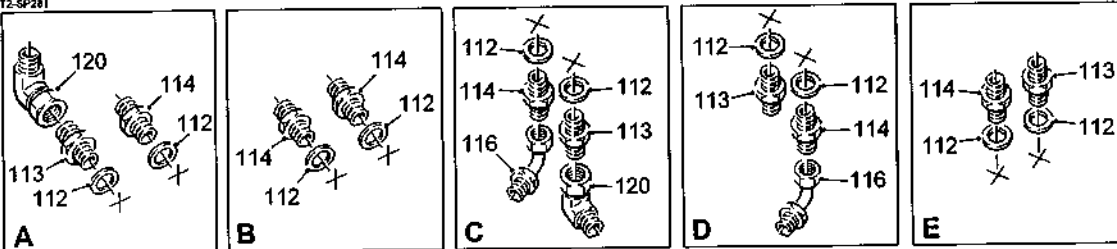
# T2 SPARE PARTS

Machines from Serial No T2-229

**Rear 3R OMEGA (220mm centres)**  
 Assy No 62737AR



T2-SP281



**T2 SPARE PARTS****6.6b**

Machines from Serial No T2-229

**Rear 3R OMEGA (220mm centres)****Assy No 62737AR**

Item	Part No.	Description	Qty.	Remarks
1	22016010/020	M10x20 CSK Socket Head Screw	24	
2				
3	32037/1	Proximity Sensor	2	
4	32037/2	Sensor Cable (5m)	2	
5				
6	33130/16	Ø50 External Circlip	9	
7	44563	Hydraulic Motor	3	
8	RPH850.306210	Hydraulic Motor	3	
9				
10	55122	Sensor	2	
11	56112	Diverter Valve	2	
12				
13	56679A	Hydraulic Ram	1	
14	56690	Ram Eye	1	
15	59934C	LH Cavity Scroll (X = 10mm)	19	LH Solid Scroll 59934S
	59936C	LH Cavity Scroll (X = 6mm)	19	LH Solid Scroll 59936S
16	59935C	RH Cavity Scroll (X = 10mm)	11	RH Solid Scroll 59935S
	59937C	RH Cavity Scroll (X = 6mm)	11	RH Solid Scroll 59937S
17				
18	59338B	Ram Mounting Beam	1	
19				
20	59136A/1800	Scroll Shaft	3	
21	59692	Bearing Boss	3	
22	64066	LH Carrier Plate	3	
23	64067	RH Carrier Plate	3	
24	64047	Clod Roller Bearing Mount	3	
25	64046	Clod Roller Motor Mount	3	
26				
27	64012	Sensor Disc	2	
28				
29	59153	Hydraulic Ram (75mm stroke)	2	
30				
31				
32	59162	Pivot Pin	6	
33	59163	Pivot Flange Bush	6	
34	59164/1800	Clod Roller Scraper	3	
35	59165/1800	Clod Roller Lift Shaft	1	
36	59166	Clod Roller Lift Arm	1	
37	59693	Connecting Link (3 roller)	2	
38	59171	LH Link	1	
39	59172	RH Link	1	
40				
41	59174	Shoulder Bolt (long)	6	
42	59175	Pivot Flange Bush	12	
43	59176	Tapped Boss (long)	2	
44	59177	Tapped Boss (short)	2	
45				
46	59927/1800	Ø63 Ebonite Clod Roller	3	Option
	62841/1800	Ø60 Mild Steel Clod Roller	3	Option
	62753/1800	Ø60 Stainless Steel Clod Roller	3	Option
	62864/1800	Ø63 Rubber Clod Roller	3	Option

## 6.6c

## T2 SPARE PARTS

Machines from Serial No T2-229

Rear 3R OMEGA (220mm centres)

Assy No 62737AR

Item	Part No.	Description	Qty.	Remarks
47	59529	Motor Mount	3	
48	59348	End Cap (Ø45 bore)	3	
48a	59348A	End Cap (Ø50 bore)	3	
49	59928	Motor Boss	3	
50	59352	Carrier Plate Tie	6	
51	59696B	3 Roller Omega Frame (Y = 220mm)	1	
52				
53				
54	62797	Ram Body Pin	2	
55	59358	Ram Pin	2	
56	62912	Sensor Bracket	1	
57	64013	Sensor Bracket	1	
58	59396	Ø42 Exhaust Clamp	1	
59	59397	Ø60 Exhaust Clamp	1	
60	59398	Ø42 Ram Body Bracket	1	
61	59399	Ø42 Ram Piston Bracket	1	
62	59400	Ø60 Ram Body Bracket	1	
63	59401A	Ø60 Ram Piston Bracket	1	
64				
65	60102RS	Bearing	6	
66				
67				
68	DW25131	Compression Spring	6	
69				
70	LFTC35A	Bearing	3	
71				
72				
73	RPC648.061001	Grease Nipple 45°	5	
74				
75	64206	Ram Bracket	1	
76	64325	Pipe Clamp	1	Used on build 62762D & 62762G
77				
78				
79				
80				
81				
82	60062RS	Bearing	6	
83	W0111	Ø55 Internal Circlip	3	
84	W0117	Ø45 External Circlip	3	
85	W0161	Ø80 Internal Circlip	6	
86				
87				
88				
89				
90				
91	SS040011/003	Steel Spacer	3	
92				
93				
94				
95				
96	62652	LH Deflector Plate (short)	3	
97	62653	RH Deflector Plate (short)	3	
98	62738	LH Stainless Side Panel	1	
99	62739	RH Stainless Side Panel	1	

**T2 SPARE PARTS****6.6d**

Machines from Serial No T2-229

**Rear 3R OMEGA (220mm centres)****Assy No 62737AR**

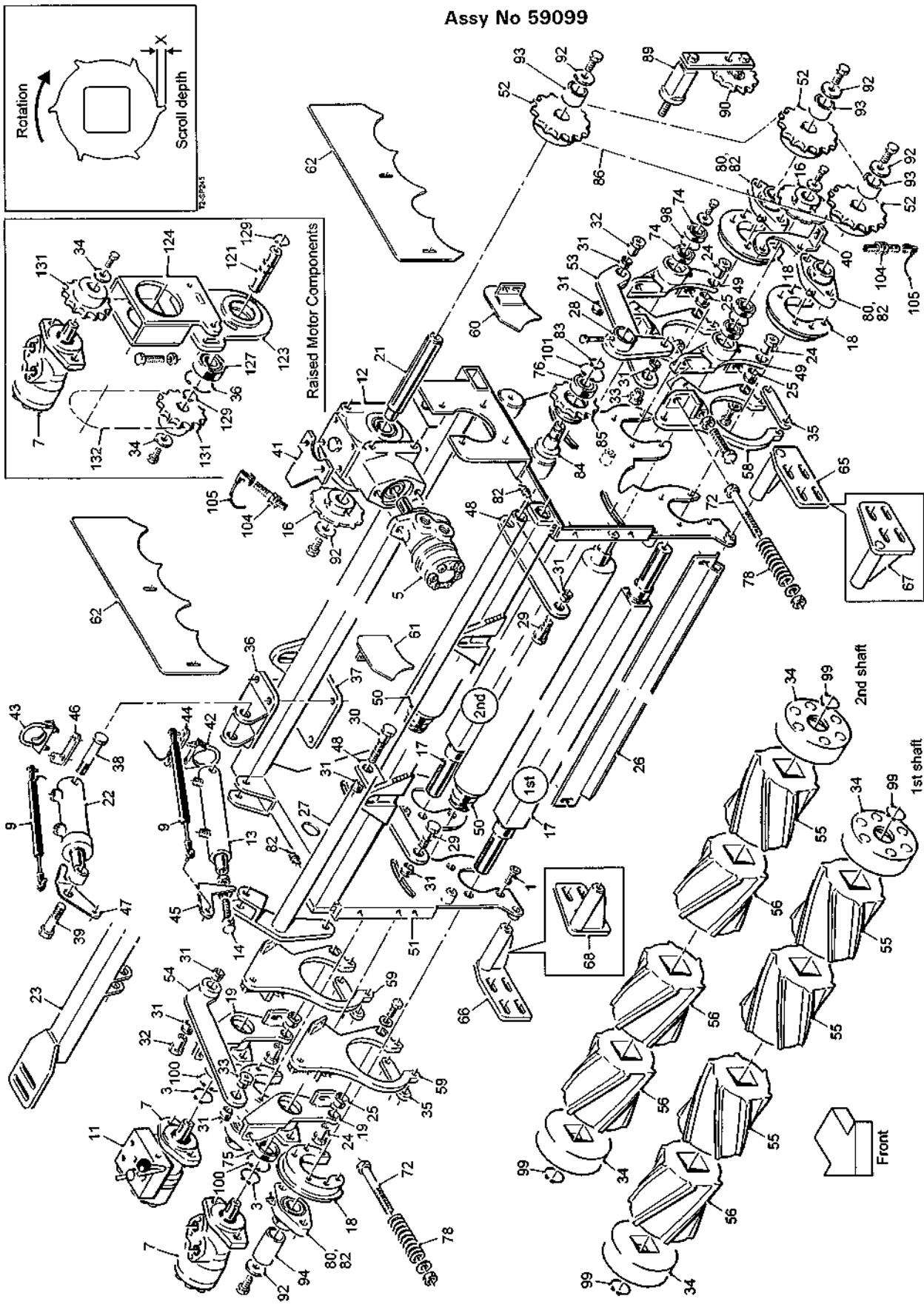
Item	Part No.	Description	Qty.	Remarks
100				
101	62903	LH Adjuster	3	
102	62904	RH Adjuster	3	
103	64097LH	Adjuster Strap LH	1	
104	64097RH	Adjuster Strap RH	1	
105	62908	Adjuster Boss	2	
106	62913A	Adjuster Plate	2	
107	62914	Indicator Plate	2	
108				
109	62743	Pivot Bracket	2	
110				
111	62796A	Pivot Plate	4	
		<b>Hydraulic Components Consist Of:</b>		
112	11124	1/2"BSP Dowty Seal	14	
113	11295	1/2"BSPx3/4"BSP M M Adaptor	4	
114	12315	1/2"BSP M M Adaptor	10	
115				
116	26086	1/2"BSP M F Swept 90°Adaptor	2	
117				
118	37215	3/4"Hose Assembly (3800mm)	1	
119				
120	41115	3/4"BSP M F Compact 90°Adaptor	2	
121	41186	1/2"Hose Assembly (900mm)	1	
122	44272	3/4"Hose Assembly (900mm)	1	
123				
124	60431	1/2"Hose Assembly (450mm)	1	
125	60490	1/2"Hose Assembly (500mm)	1	
126	60566	1/2"Hose Assembly (500mm)	1	
127	60681	3/4"Hose Assembly (2950mm)	1	
128	60803	3/4"Hose Assembly (2700mm)	1	
129	60804	1/2"Hose Assembly (600mm)	1	
130				
131	62966	Hose Clamp	3	
	<b>62886</b>	<b>Drop-Down Motor Components</b>		
		<b>Consist Of:</b>		
132	56814	Motor Adaptor Plate	1	
133	56815	Motor Plate	1	
134	56816	Coupling Shaft	1	
135				
136				
137				
138	63052RS	Bearing	1	
139				
140	PS843	Ø25 External Circlip	2	
141				
142	RPM182.306832	15T 3/4"Pitch Sprocket	2	
143	RPT732.620034	3/4"Pitch Drive Chain	1	
144				
145	W0168	Ø62 Internal Circlip	1	
146				
147	SS035011/005	Steel Spacer	2	





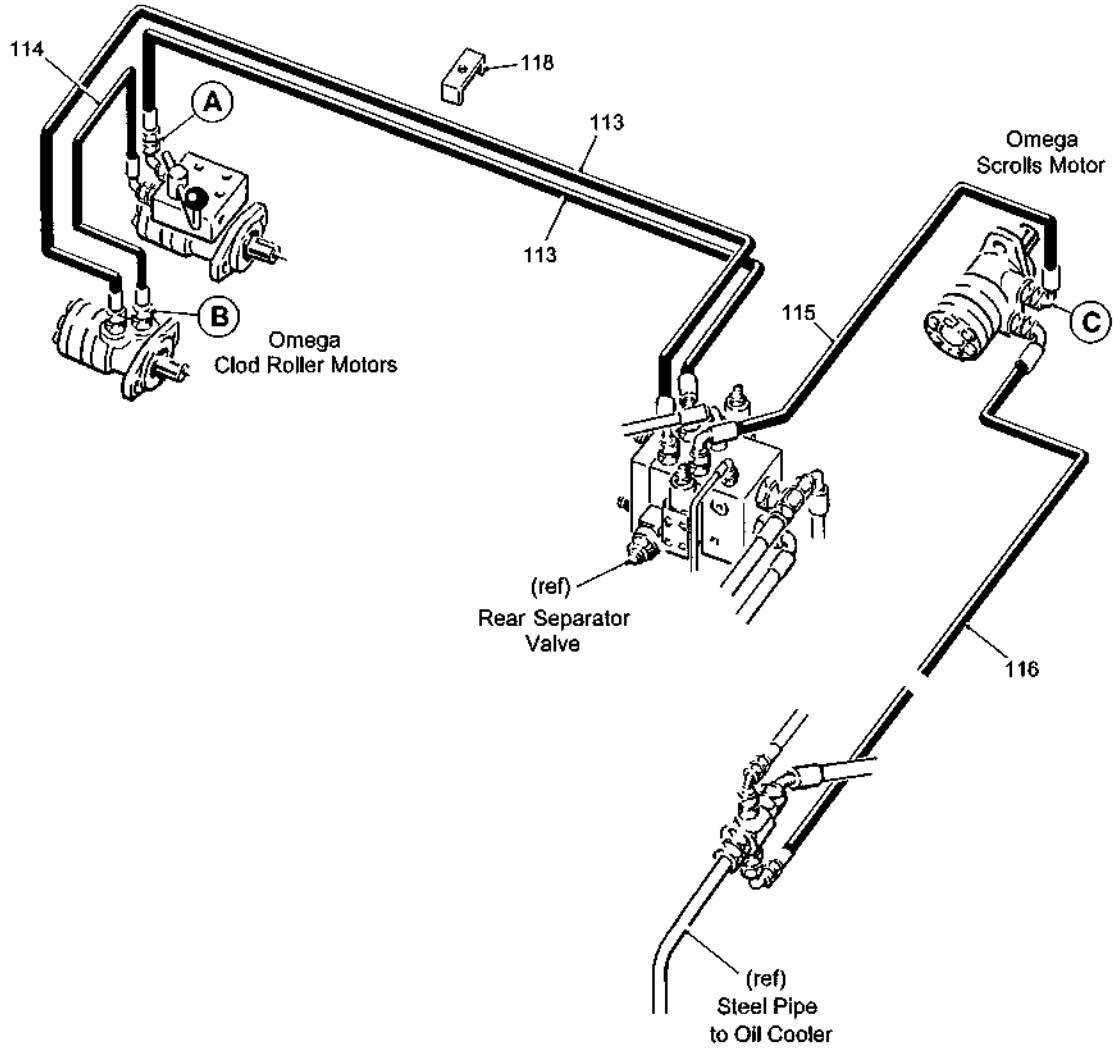
Machines from Serial No T2-210

## 2R OMEGA (behind 800mm roller table) Assy No 59099

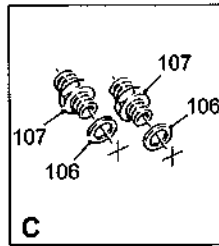
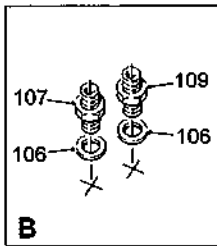
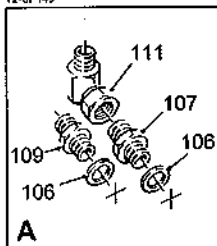


Machines from Serial No T2-210

**2R OMEGA** (behind 800mm roller table)  
Assy No 59099



T2-SP149



**T2 SPARE PARTS****6.7b**

Machines from Serial No T2-210

**2R OMEGA** (behind 800mm roller table)**Assy No 59099**

Item	Part No.	Description	Qty.	Remarks
1	22016010/020	M10x20 CSK Socket Head Screw	16	
2				
3	33130/16	Ø50 External Circlip	2	
4				
5	37897	Hydraulic Motor	1	
6				
7	44563	Hydraulic Motor	2	
8				
9	55122	Linear Sensor	2	
10				
11	56112	Hydraulic Diverter Valve	1	
12	56641	Gearbox Assembly	1	
13	56679	Hydraulic Ram	1	
14	56690	Ram Eye	1	
15				
16	59151	Sensor Disc	2	
17	59136/1800	Scroll Shaft	2	
18	59143	Bearing Boss	4	
19	59148	RH Clod Roller Plate	2	
20				
21	59152	Gearbox Shaft	1	
22	59153	Hydraulic Ram	2	
23	64313	Ram Mounting Beam	1	
24	59162	Pivot Pin	4	
25	59163	Pivot Flange Bush	4	
26	59164/1800	Clod Roller Scraper	2	
27	59165/1800	Clod Roller Lift Shaft	1	
28	59166	Lift Arm	1	
29	59173	Shoulder Bolt (short)	2	
30	59174	Shoulder Bolt (long)	2	
31	59175	Pivot Flange Bush	10	
32	59176	Tapped Boss (long)	2	
33	59177	Tapped Boss (short)	2	
34	59348	End Cap	4	Steel End Cap 59348S
35	59352	Carrier Plate Tie	4	
36	64314	Ram Bracket	2	
37	64315	Clamp Plate	2	
38	64723	M20 Machined Bolt	2	Supersedes 59358
39	22012020/080	M20x80 Bolt	2	Supersedes 59359
40	59361A	Sensor Bracket	1	
41	59362	Sensor Bracket	1	
42	59396	Ø42 Clamp	1	
43	59397	Ø60 Clamp	1	
44	59398	Ø42 Ram Body Bracket	1	
45	59399	Ø42 Ram Piston Bracket	1	
46	59400	Ø60 Ram Body Bracket	1	
47	59401	Ø60 Ram Piston Bracket	1	
48	59429	Connecting Link (2 hole)	2	
49	59708	LH Clod Roller Plate	2	
50	59709/1800	Ø76 Ebonite Clod Roller	2	Option
	59714/1800	Ø76 Mild Steel Clod Roller	2	Option
	59715/1800	Ø73 Stainless Steel Clod Roller	2	Option
	62863/1800	Ø76 Rubber Clod Roller	2	
51	59725	2 Roller Omega Frame	1	
52	59767	23T 3/4"Pitch Sprocket	3	

**6.7c****T2 SPARE PARTS**

Machines from Serial No T2-210

**2R OMEGA (behind 800mm roller table)****Assy No 59099**

Item	Part No.	Description	Qty.	Remarks
53	59921	LH Link	1	
54	59922	RH Link	1	
55	59934S	LH Scroll (X = 10mm)	10	
	59936S	LH Scroll (X = 6mm)	10	
56	59935S	RH Scroll (X = 10mm)	10	
	59937S	RH Scroll (X = 6mm)	10	
57				
58	62648	LH Carrier Plate	2	
59	62649	RH Carrier Plate	2	
60	62652	LH Deflector Plate (short)	1	
61	62653	RH Deflector Plate (short)	1	
62	62829	Stainless Panel	2	
63				
64				
65	59697A	LH Mounting Bracket	1	Used on build 62762E
66	59698A	RH Mounting Bracket	1	Used on build 62762E
67	59697	LH Mounting Bracket	1	Used on build 62762R
68	59698	RH Mounting Bracket	1	Used on build 62762R
69				
70				
71				
72	22012016/140	M16x140 Bolt	4	
73				
74	6006RS	Bearing	4	
75	60102RS	Bearing	2	
76	62052RS	Bearing	1	
77				
78	DW25131	Compression Spring	4	
79				
80	LFTC35A	Bearing	4	
81				
82	RPC648.061001	M6 45°Grease Nipple	6	
83	RPF200.025200	Ø25 External Circlip	1	
84	RPM178.300391	Spigot	1	
85	RPM182.300390	15T 3/4"Pitch Sprocket	1	
86	RPT732.620089	3/4"Pitch Drive Chain	1	
87				
88				
89	RPS568X	Tensioner	1	
90	RPS569	Tensioner Sprocket Complete	1	
91				
92	SS040011/003	Steel Spacer	6	
93	SS042036/042	Steel Spacer	3	
94	SS042036/082	Steel Spacer	2	
95				
96				
97				
98	W0111	Ø55 Internal Circlip	2	
99	W0117	Ø45 External Circlip	4	
100	W0161	Ø80 Internal Circlip	2	
101	W0167	Ø52 Internal Circlip	1	
102				

**T2 SPARE PARTS****6.7d**

Machines from Serial No T2-210

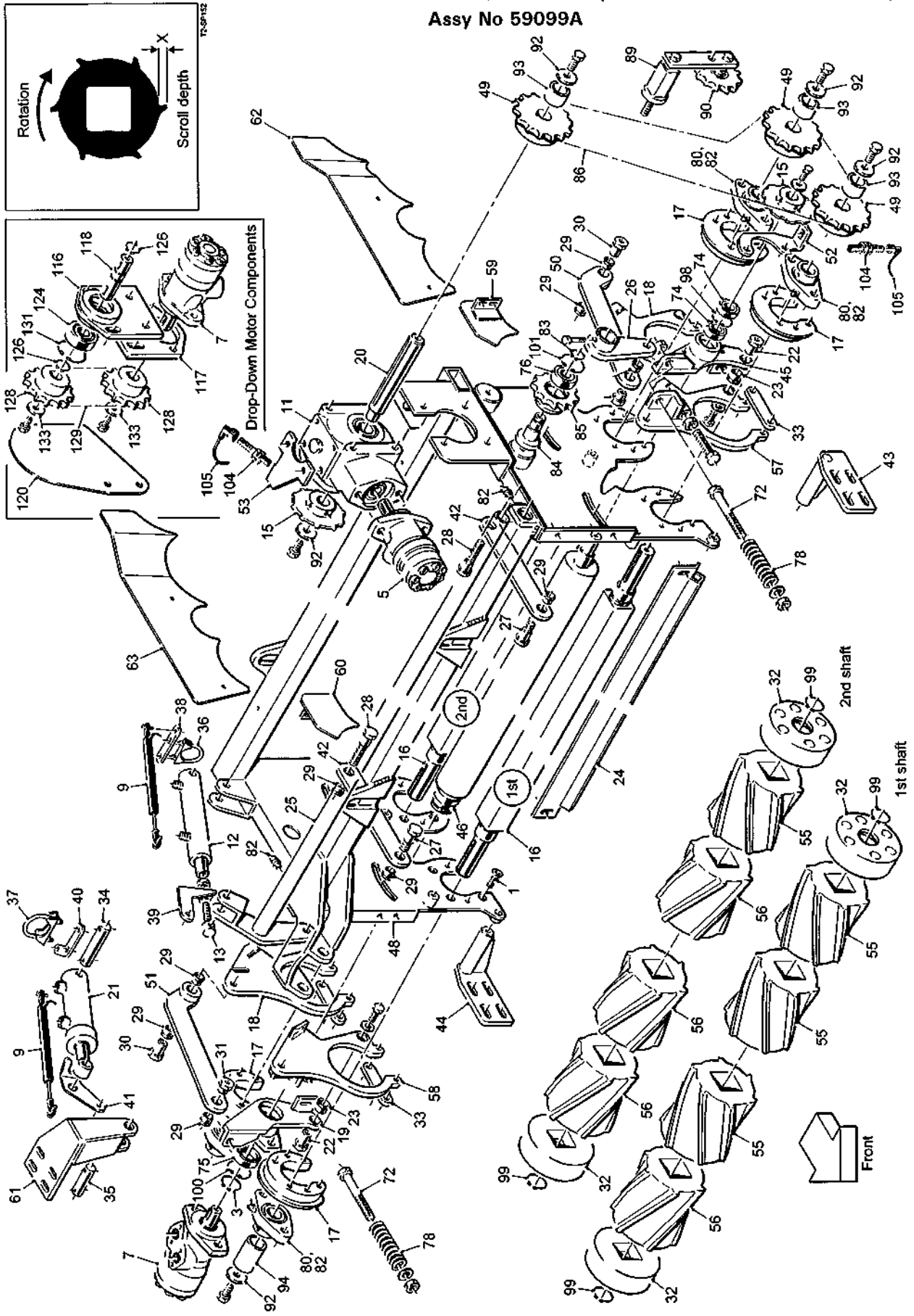
**2R OMEGA (behind 800mm roller table)****Assy No 59099**

Item	Part No.	Description	Qty.	Remarks
103				
104	32037/1	Proximity Sensor	2	
105	32037/4	Sensor Cable (10m)	2	
		<b>Hydraulic Components Consist Of:</b>		
106	11124	1/2"BSP Dowty Seal	6	
107	11295	1/2"BSPx3/4"BSP M M Adaptor	4	
108				
109	12315	1/2"BSP M M Adaptor	2	
110				
111	41115	3/4"BSP M F Compact 90°Adaptor	1	
112				
113	60803	3/4"Hose Assembly (2700mm)	2	
114	60566	1/2"Hose Assembly (500mm)	1	
115	60659	3/4"Hose Assembly (600mm)	1	
116	60660	3/4"Hose Assembly (2200mm)	1	
117				
118	62966	Pipe Clamp	3	
119				
120				
		<b>Raised Motor Components Consist Of:</b>		
121	56816	Coupling Shaft	2	
122				
123	64317	Adaptor Bracket	2	
124	64318	Motor Bracket	2	
125				
126				
127	63052RS	Bearing	2	
128				
129	PS843	Ø25 External Circlip	4	
130				
131	RPM182.306832	15T 3/4"Pitch Sprocket	4	
132	RPT732.620034	3/4"Pitch Drive Chain	2	
133				
134	SS035011/005	Steel Spacer	4	
135				
136	W0168	Ø62 Internal Circlip	2	



Machines from Serial No T2-210

**2R OMEGA** (behind 975mm roller table)  
Assy No 59099A



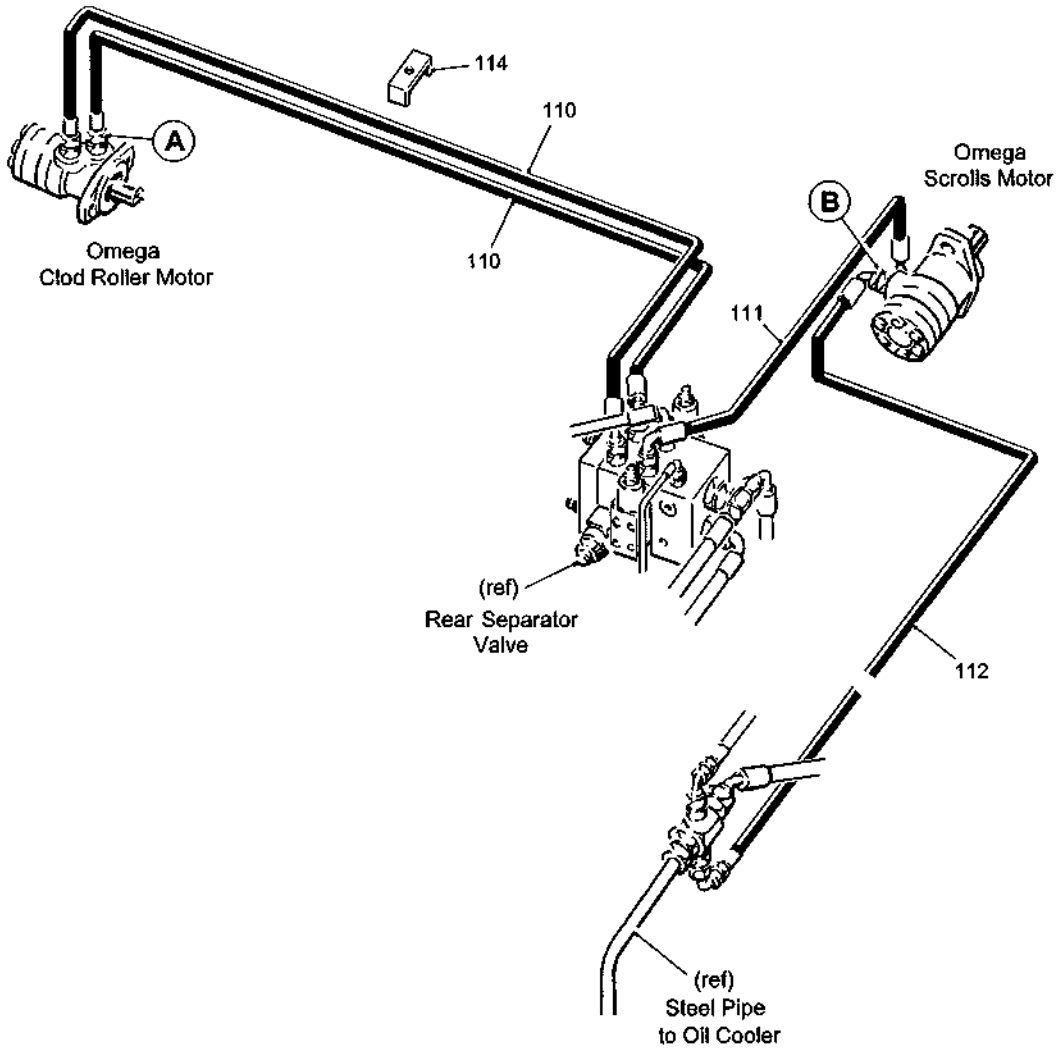
6.8a

T2 SPARE PARTS

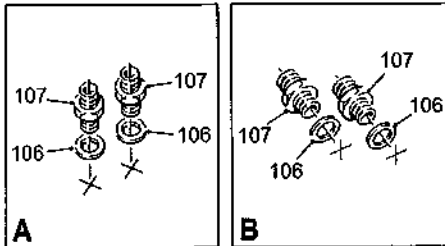
Machines from Serial No T2-210

2R OMEGA (behind 975mm roller table)

Assy No 59099A



T2-SP151





**T2 SPARE PARTS****6.8b**

Machines from Serial No T2-210

**2R OMEGA** (behind 975mm roller table)**Assy No 59099A**

Item	Part No.	Description	Qty.	Remarks
1	22016010/020	M10x20 CSK Socket Head Screw	16	
2				
3	33130/16	Ø50 External Circlip	1	
4				
5	37897	Hydraulic Motor	1	
6				
7	44563	Hydraulic Motor	1	
8				
9	55122	Linear Sensor	2	
10				
11	56641	Gearbox Assembly	1	
12	56679	Hydraulic Ram	1	
13	56690	Ram Eye	1	
14				
15	59151	Sensor Disc	2	
16	59136/1800	Scroll Shaft	2	
17	59143	Bearing Boss	4	
18	59144/1	Carrier Plate (rear shaft)	2	
19	59148	RH Clod Roller Plate	1	
20	59152	Gearbox Shaft	1	
21	59153A	Hydraulic Ram (43mm stroke)	1	
22	59162	Pivot Pin	2	
23	59163	Pivot Flange Bush	2	
24	59164/1800	Clod Roller Scraper	1	
25	59165/1800	Clod Roller Lift Shaft	1	
26	59166	Lift Arm	1	
27	59173	Shoulder Bolt (short)	2	
28	59174	Shoulder Bolt (long)	2	
29	59175	Pivot Flange Bush	10	
30	59176	Tapped Boss (long)	2	
31	59177	Tapped Boss (short)	2	
32	59348	End Cap	4	Steel End Cap 59348S
33	59352	Carrier Plate Tie	4	
34	59358A	Ram Pivot Pin (long)	1	
35	59359	Ram Pivot Pin (short)	1	
36	59396	Ø42 Clamp	1	
37	59397	Ø60 Clamp	1	
38	59398	Ø42 Ram Body Bracket	1	
39	59399	Ø42 Ram Piston Bracket	1	
40	59400	Ø60 Ram Body Bracket	1	
41	59401	Ø60 Ram Piston Bracket	1	
42	59429	Connecting Link (2 hole)	2	
43	59697A	LH Mounting Bracket	1	
44	59698A	RH Mounting Bracket	1	
45	59708	LH Clod Roller Plate	1	
46	59709/1800	Ø76 Ebonite Clod Roller	1	Option
	59714/1800	Ø76 Mild Steel Clod Roller	1	Option
	59715/1800	Ø73 Stainless Steel Clod Roller	1	Option
	62863/1800	Ø73 Rubber Clod Roller	1	Option
47				
48	59725A	2 Roller Omega Frame	1	
49	59767	23T 3/4"Pitch Sprocket	3	
50	59921	LH Link	1	
51	59922	RH Link	1	
52	59361A	Sensor Bracket	1	

**6.8c****T2 SPARE PARTS**

Machines from Serial No T2-210

**2R OMEGA** (behind 975mm roller table)

Assy No 59099A

Item	104Part No.	Description	Qty.	Remarks
53	59362	Sensor Bracket	1	
54				
55	59934S	LH Scroll (X = 10mm)	10	
	59936S	LH Scroll (X = 6mm)	10	
56	59935S	RH Scroll (X = 10mm)	10	
	59937S	RH Scroll (X = 6mm)	10	
57	62648	LH Carrier Plate (front shaft)	1	
58	62649	RH Carrier Plate (front shaft)	1	
59	62652	LH Deflector Plate (short)	1	
60	62653	RH Deflector Plate (short)	1	
61	62742A	Ram Pivot Bracket	1	
62	62751	LH Stainless Panel	1	
63	62752	RH Stainless Panel	1	
64				
65				
66				
67				
68				
69				
70				
71				
72	22012016/140	M16x140 Bolt	2	
73				
74	6006RS	Bearing	2	
75	60102RS	Bearing	1	
76	62052RS	Bearing	1	
77				
78	DW25131	Compression Spring	2	
79				
80	LFTC35A	Bearing	4	
81				
82	RPC648.061001	M6 45° Grease Nipple	6	
83	RPF200.025200	Ø25 External Circlip	1	
84	RPM178.300391	Spigot	1	
85	RPM182.300390	15T 3/4" Pitch Sprocket	1	
86	RPT732.620089	3/4" Pitch Drive Chain	1	
87				
88				
89	RPS568X	Tensioner	1	
90	RPS569	Tensioner Sprocket Complete	1	
91				
92	SS040011/003	Steel Spacer	6	
93	SS042036/042	Steel Spacer	3	
94	SS042036/082	Steel Spacer	2	
95				
96				
97				
98	W0111	Ø55 Internal Circlip	1	
99	W0117	Ø45 External Circlip	2	
100	W0161	Ø80 Internal Circlip	1	
101	W0167	Ø52 Internal Circlip	1	
102				
103				


**T2 SPARE PARTS****6.8d**

Machines from Serial No T2-210

**2R OMEGA** (behind 975mm roller table)

Assy No 59099A

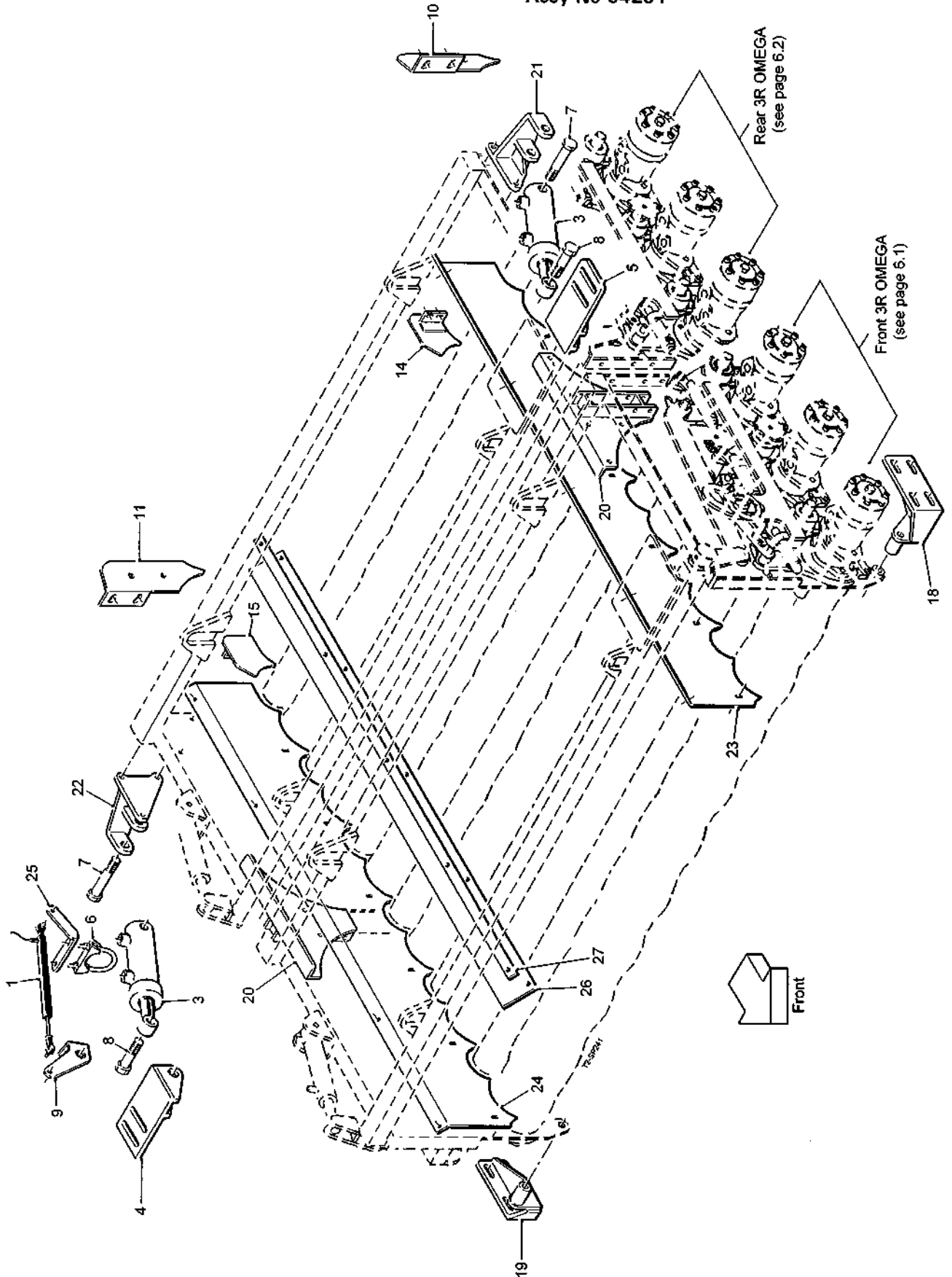
Item	Part No.	Description	Qty.	Remarks
104	32037/1	Proximity Sensor	2	
105	32037/4	Sensor Cable (10m)	2	
		<b>Hydraulic Components Consist Of:</b>		
106	11124	1/2"BSP Dowty Seal	4	
107	11295	1/2"BSPx3/4"BSP M M Adaptor	4	
108				
109				
110	60803	3/4"Hose Assembly (2700mm)	2	
111	60659	3/4"Hose Assembly (600mm)	1	
112	60660	3/4"Hose Assembly (2200mm)	1	
113				
114	62966	Pipe Clamp	3	
115				
	<b>62886</b>	<b>Drop-Down Motor Components Consist Of:</b>		
116	56814	Motor Adaptor Plate	1	
117	56815	Motor Plate	1	
118	56816	Coupling Shaft	1	
119				
120	64056	Drive Shield	1	
121				
122				
123				
124	63052RS	Bearing	1	
125				
126	PS843	Ø25 External Circlip	2	
127				
128	RPM182.306832	15T 3/4"Pitch Sprocket	2	
129	RPT732.620034	3/4"Pitch Drive Chain	1	
130				
131	W0168	Ø62 Internal Circlip	1	
132				
133	SS035011/005	Steel Spacer	2	



Machines from Serial No T2-210

**6R OMEGA (237mm centres)**

Assy No 64291



**6.9a****T2 SPARE PARTS**

Machines from Serial No T2-210

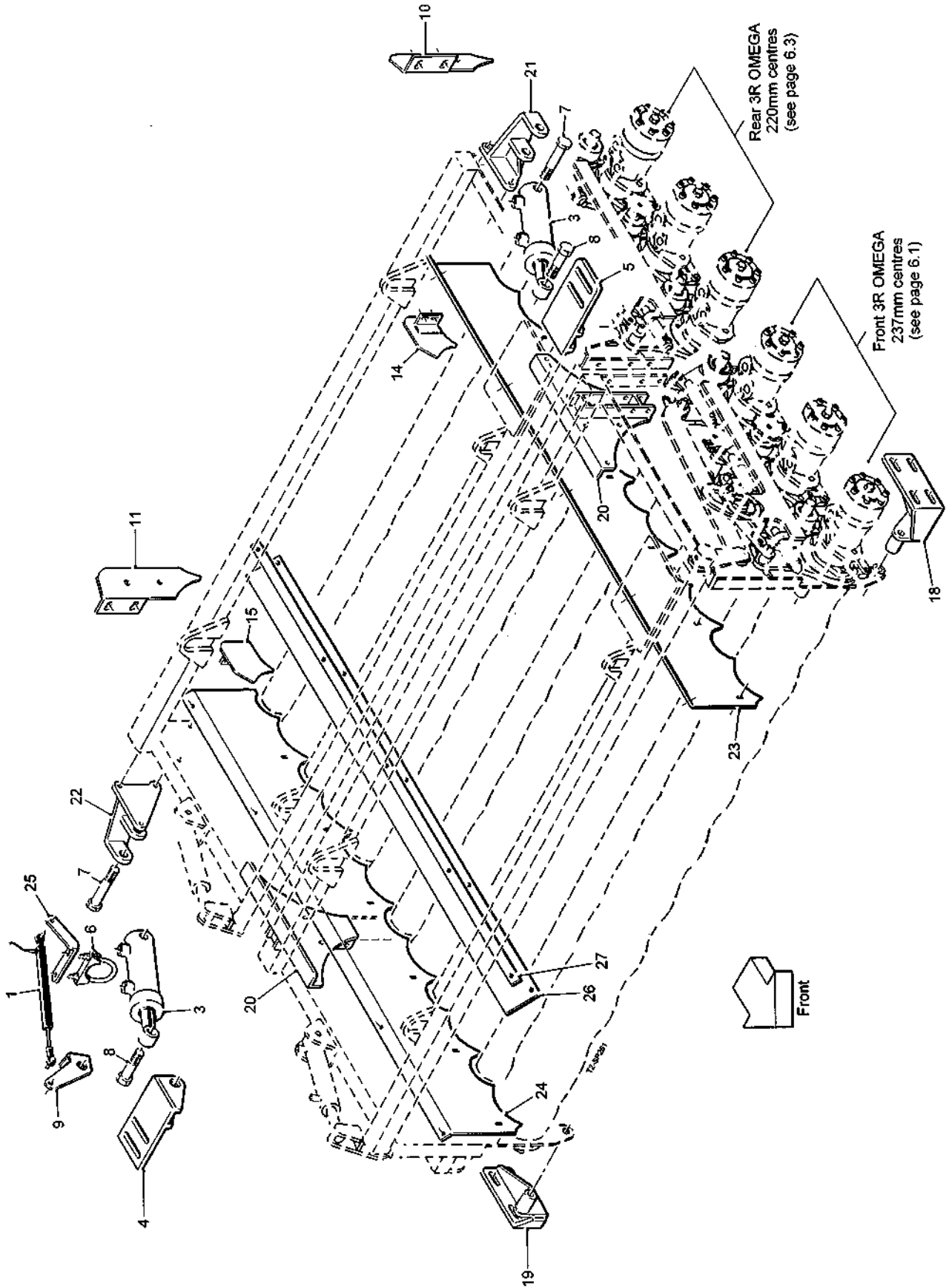
**6R OMEGA (237mm centres)****Assy No 64291**

Item	Part No.	Description	Qty.	Remarks
1	55122	Sensor	1	
2				
3	59153	Hydraulic Ram	2	
4	59154	Ram Bracket RH	1	
5	59154A	Ram Bracket LH	1	
6	59397	Ø60 Exhaust Clamp	1	
7	64723	M20 Special Bolt	2	Supersedes 59358
8	22012020/080	M20x80 Bolt	2	Supersedes 59359
9	59401	Ø60 Ram Piston Bracket	1	
10	59481	LH Deflector	1	
11	59482	RH Deflector	1	
12				
13				
14	62652	LH Deflector Plate (short)	6	
15	62653	RH Deflector Plate (short)	6	
16				
17				
18	64093	Pivot Bracket LH	1	
19	64094	Pivot Bracket RH	1	
20	64245	Joining Bracket	2	
21	64249	Ram Bracket LH	1	
22	64250	Ram Bracket RH	1	
23	64251	LH Side Panel	1	
24	64252	RH Side Panel	1	
25	64256	Sensor Bracket	1	
26	64275	Rubber Deflector	2	
27	64276	Clamp Strip	2	

Machines from Serial No T2-210

**6R OMEGA (237mm - 220mm centres)**

Assy No 64355



**6.10a****T2 SPARE PARTS**

Machines from Serial No T2-210

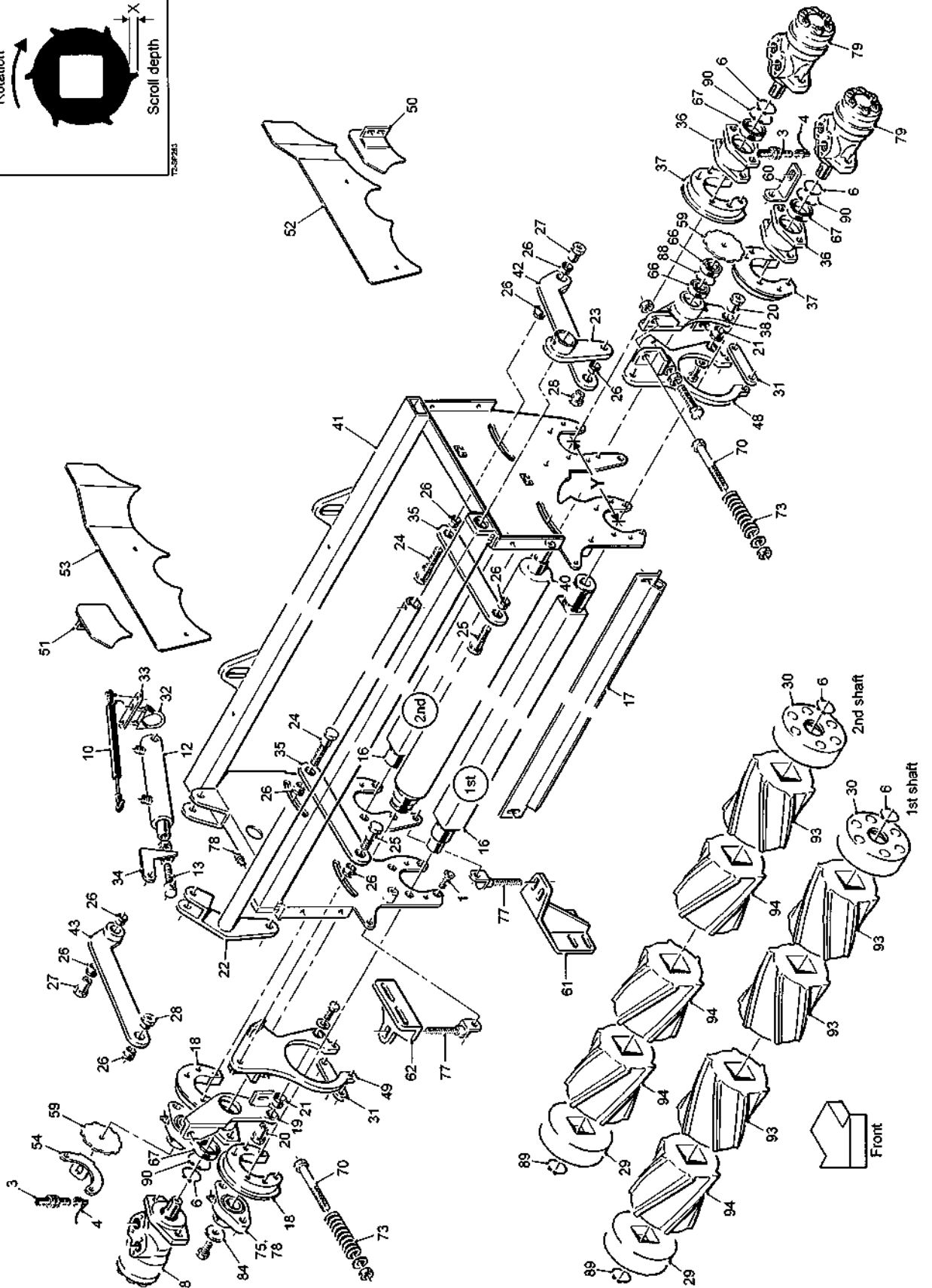
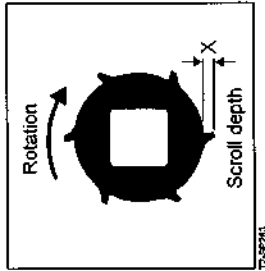
**6R OMEGA (237mm - 220mm centres)****Assy No 64355**

Item	Part No.	Description	Qty.	Remarks
1	55122	Sensor	1	
2				
3	59153	Hydraulic Ram	2	
4	59154	Ram Bracket RH	1	
5	59154A	Ram Bracket LH	1	
6	59397	Ø60 Exhaust Clamp	1	
7	64723	M20 Machined Bolt	2	Supersedes 59358
8	22012020/080	M20x80 Bolt	2	Supersedes 59359
9	59401	Ø60 Ram Piston Bracket	1	
10	59481	LH Deflector	1	
11	59482	RH Deflector	1	
12				
13				
14	62652	LH Deflector Plate (short)	6	
15	62653	RH Deflector Plate (short)	6	
16				
17				
18	64093	Pivot Bracket LH	1	
19	64094	Pivot Bracket RH	1	
20	64245	Joining Bracket	2	
21	64249	Ram Bracket LH	1	
22	64250	Ram Bracket RH	1	
23	64321	LH Side Panel	1	
24	64322	RH Side Panel	1	
25	64256	Sensor Bracket	1	
26	64275	Rubber Deflector	2	
27	64276	Clamp Strip	2	



Machines from Serial No T2-210

**2R OMEGA** (before 800mm roller table)  
 Assy No 59099B



## 6.11a

## T2 SPARE PARTS

Machines from Serial No T2-210

2R OMEGA (before 800mm roller table)

Assy No 59099B

Item	Part No.	Description	Qty.	Remarks
1	22016010/020	M10x20 CSK Socket Head Screw	16	
2				
3	32037/1	Proximity Sensor	2	
4	32037/2	Sensor Cable (5m)	2	
5				
6	33130/16	Ø50 External Circlip	5	
7				
8	44563	Hydraulic Motor	1	
9				
10	55122	Sensor	1	
11				
12	56679	Hydraulic Ram	1	
13	56690	Ram Eye	1	
14				
15				
16	59136A/1800	Scroll Shaft	2	
17	59164/1800	Clod Roller Scraper	1	
18	59143	Bearing Boss	2	
19	59148	RH Clod Roller Plate	1	
20	59162	Pivot Pin	2	
21	59163	Pivot Flange Bush	2	
22	59165/1800	Clod Roller Lift Shaft	1	
23	59166	Lift Arm	1	
24	59173	Shoulder Bolt (short)	2	
25	59174	Shoulder Bolt (long)	2	
26	59175	Pivot Flange Bush	10	
27	59176	Tapped Boss (long)	2	
28	59177	Tapped Boss (short)	2	
29	59348	End Cap (Ø45 bore)	2	
30	59348A	End Cap (Ø50 bore)	2	
31	59352	Carrier Tie Plate	2	
32	59396	Ø42 Clamp	1	
33	59398	Ø42 Ram Body Bracket	1	
34	59399	Ø42 Ram Piston Bracket	1	
35	59429	Connecting Link (2 hole)	2	
36	59529	Motor Mount	2	
37	59533	Motor Boss	2	
38	59708	LH Clod Roller Plate	1	
39				
40	59709/1800	Ø76 Ebonite Clod Roller	1	Option
	59714/1800	Ø76 Mild Steel Clod Roller	1	Option
	59715/1800	Ø73 Stainless Steel Clod Roller	1	Option
	62863/1800	Ø76 Rubber Clod Roller	1	Option
41	59725B	2 Roller Omega Frame (Y = 237mm)	1	
42	59921	Link LH	1	
43	59922	Link RH	1	
44				
45				
46				
47				
48	62648	LH Carrier Plate	1	
49	62649	RH Carrier Plate	1	
50	62652	LH Deflector Plate (short)	1	
51	62653	RH Deflector Plate (short)	1	

**T2 SPARE PARTS****6.11b**

Machines from Serial No T2-210

**2R OMEGA** (before 800mm roller table)**Assy No 59099B**

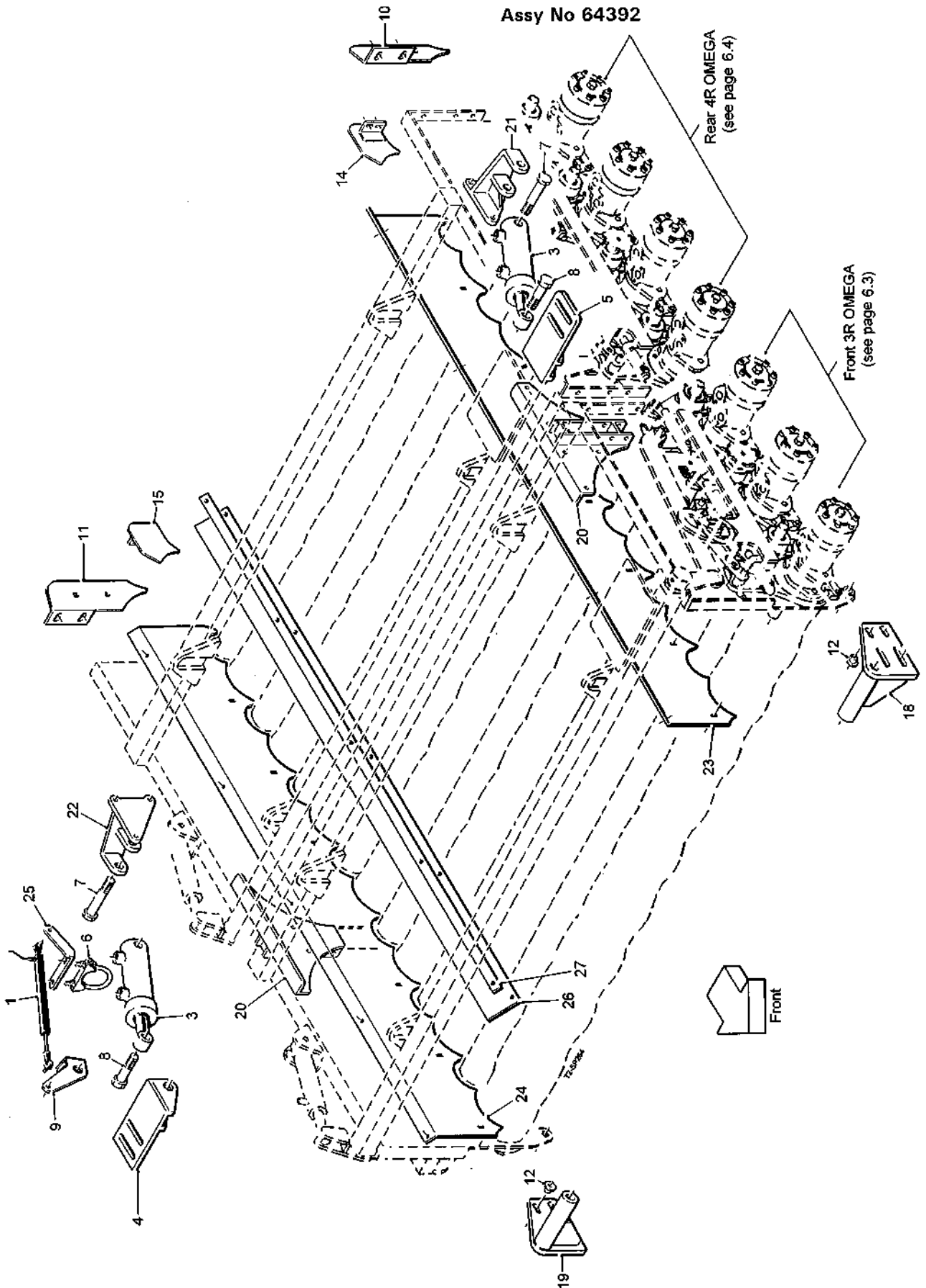
Item	Part No.	Description	Qty.	Remarks
52	62751	LH Stainless Steel Panel	1	
53	62752	RH Stainless Steel Panel	1	
54	62912	Sensor Bracket	1	
55				
56				
57				
58				
59	64012	Sensor Disc	2	
60	64013	Sensor Bracket	1	
61	64124	Pivot Bracket	2	
62	64128	Support Bracket	2	
63				
64				
65				
66	6006RS	Bearing	2	
67	60102RS	Bearing	3	
68				
69				
70	22012016/140	M16x140 Bolt	2	
71				
72				
73	DW25131	Compression Spring	2	
74				
75	LFTC35A	Bearing	2	
76				
77	RPA610.304444	Adjuster	4	
78	RPC648.061001	Grease Nipple 45°	4	
79	RPH850.306210	Hydraulic Motor	2	
80				
81				
82				
83				
84	SS040011/003	Steel Spacer	1	
85				
86				
87				
88	W0111	Ø55 Internal Circlip	1	
89	W0117	Ø45 External Circlip	2	
90	W0161	Ø80 Internal Circlip	3	
91				
92				
93	59934C	LH Cavity Scroll (X = 10mm)	10	LH Solid Scroll 59934S
	59936C	LH Cavity Scroll (X = 6mm)	10	LH Solid Scroll 59936S
94	59935C	RH Cavity Scroll (X = 10mm)	10	RH Solid Scroll 59935S
	59937C	RH Cavity Scroll (X = 6mm)	10	RH Solid Scroll 59937S



Machines from Serial No T2-210

**7R OMEGA (220mm centres)**

Assy No 64392



**6.12a****T2 SPARE PARTS**

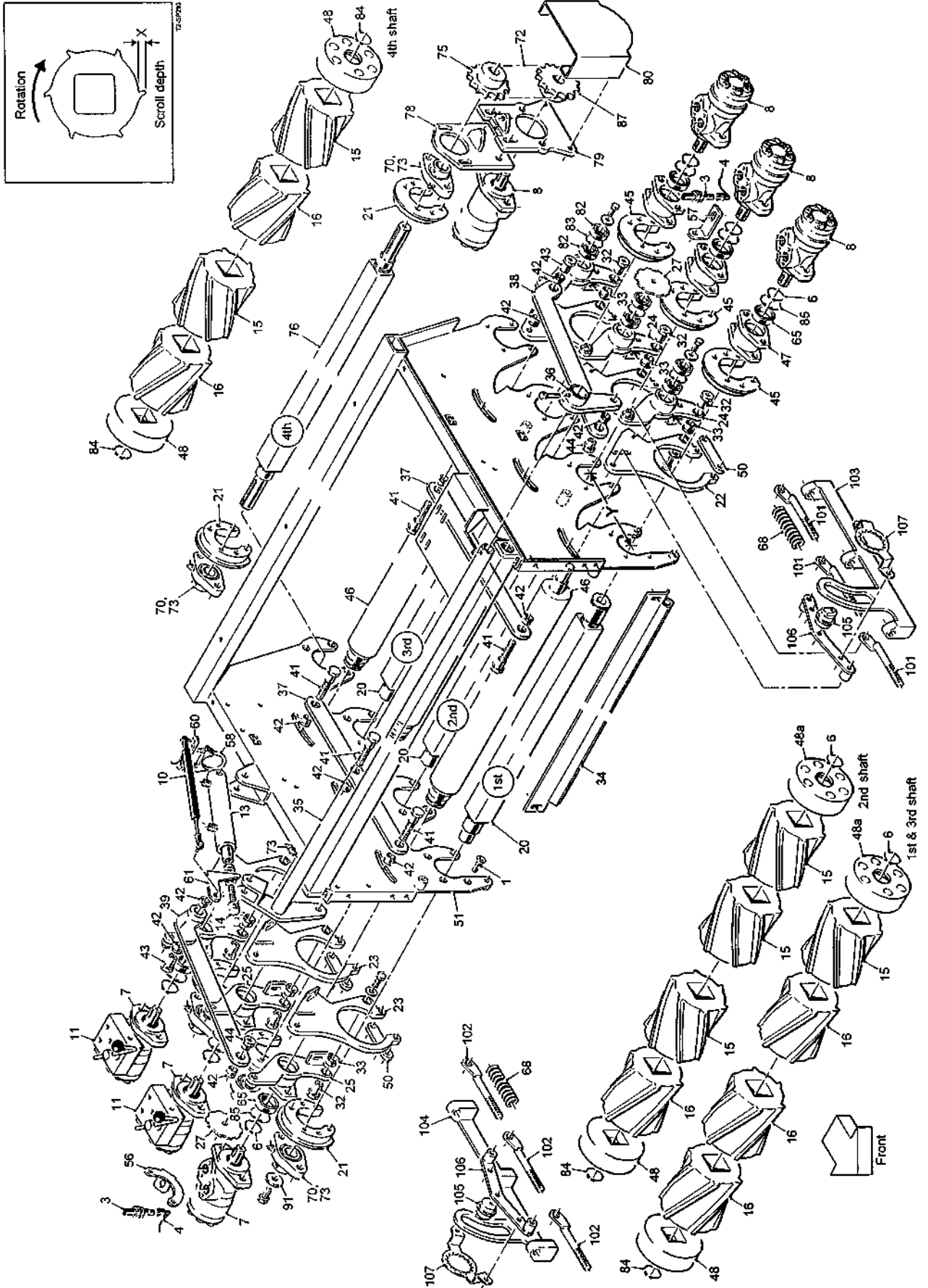
Machines from Serial No T2-210

**7R OMEGA (220mm centres)****Assy No 64392**

Item	Part No.	Description	Qty.	Remarks
1	55122	Sensor	1	
2				
3	59153A	Hydraulic Ram	2	
4	59154	Ram Bracket RH	1	
5	59154A	Ram Bracket LH	1	
6	59397	Ø60 Exhaust Clamp	1	
7	64723	M20 Machined Bolt	2	Supersedes 59358
8	22012020/080	M12x80 Bolt	2	Supersedes 59359
9	59401	Ø60 Ram Piston Bracket	1	
10	59481	LH Deflector	1	
11	59482	RH Deflector	1	
12	59754	Locating Washer	8	
13				
14	62652	LH Deflector Plate (short)	7	
15	62653	RH Deflector Plate (short)	7	
16				
17				
18	59697	Pivot Bracket LH	1	
19	59698	Pivot Bracket RH	1	
20	64245	Joining Bracket	2	
21	64249	Ram Bracket LH	1	
22	64250	Ram Bracket RH	1	
23	64251A	LH Side Panel	1	
24	64252A	RH Side Panel	1	
25	64256	Sensor Bracket	1	
26	64275A	Rubber Deflector	2	
27	64276A	Clamp Strip	2	

Machines from Serial No T2-210

## Rear 4R OMEGA (237mm centres)

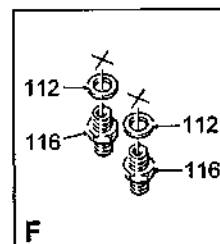
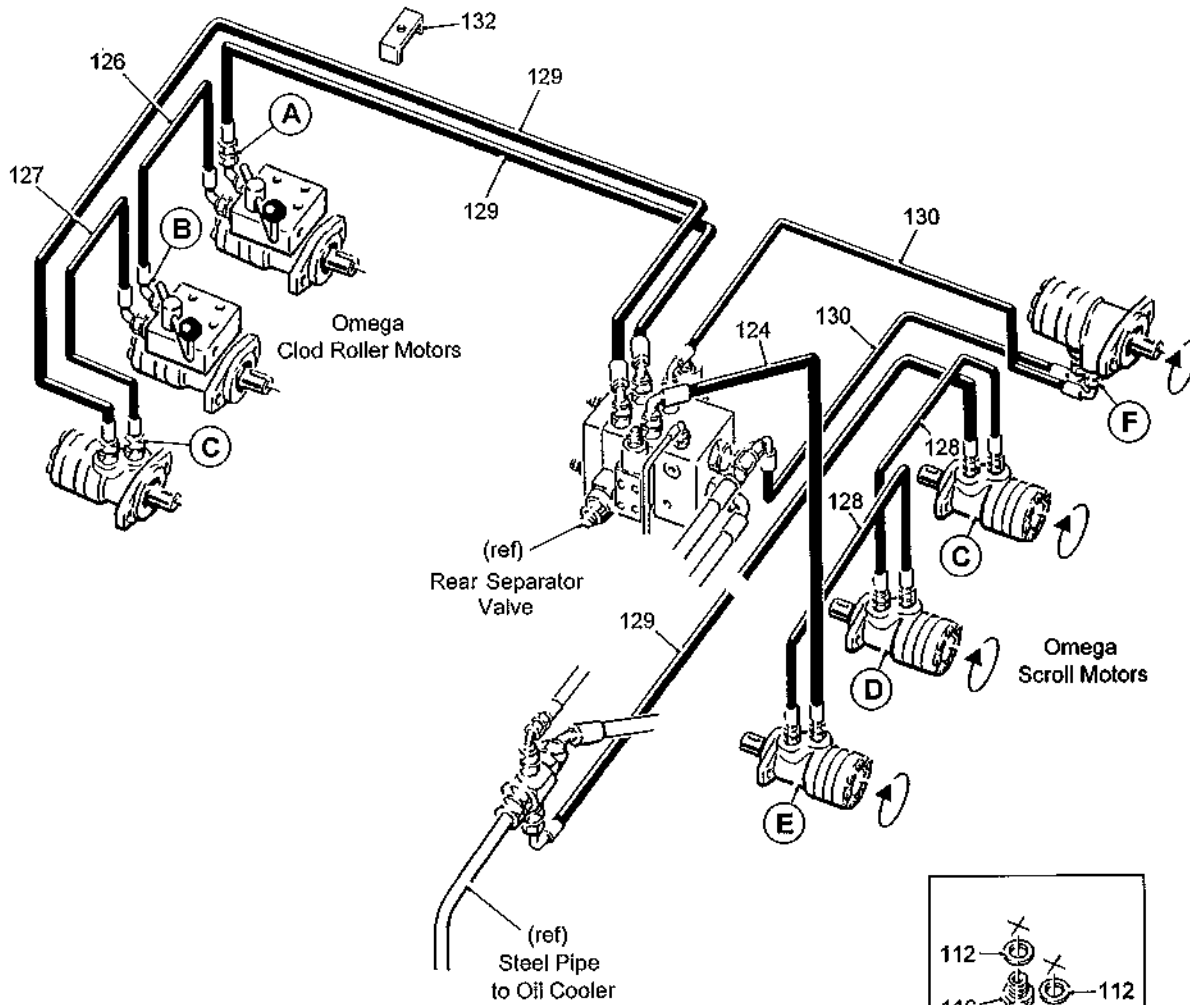


# 6.13a

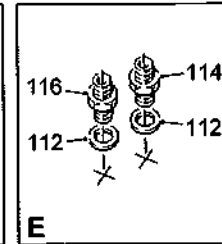
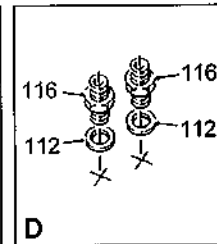
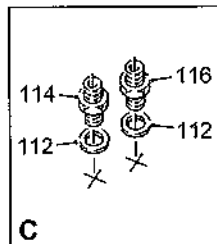
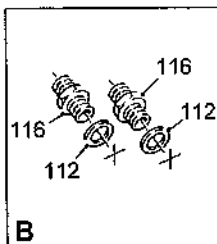
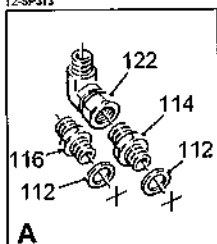
# T2 SPARE PARTS

Machines from Serial No T2-210

Rear 4R OMEGA (237mm centres)



T2-SP313





**T2 SPARE PARTS****6.13b**

Machines from Serial No T2-210

**Rear 4R OMEGA (237mm centres)**

Item	Part No.	Description	Qty.	Remarks
1	22016010/020	M10x20 CSK Socket Head Screw	32	
2				
3	32037/1	Proximity Sensor	2	
4	32037/2	Sensor Cable (5m)	2	
5				
6	33130/16	Ø50 External Circlip	9	
7	44563	Hydraulic Motor	3	
8	RPH850.306210	Hydraulic Motor	4	
9				
10	55122	Sensor	1	
11	56112	Diverter Valve	2	
12				
13	56679	Hydraulic Ram	1	
14	56690	Ram Eye	1	
15	59934C	LH Cavity Scroll (X = 10mm)	20	LH Solid Scroll 59934S
	59936C	LH Cavity Scroll (X = 6mm)	20	LH Solid Scroll 59936S
16	59935C	RH Cavity Scroll (X = 10mm)	20	RH Solid Scroll 59935S
	59937C	RH Cavity Scroll (X = 6mm)	20	RH Solid Scroll 59937S
17				
18				
19				
20	59136A/1800	Scroll Shaft (1st, 2nd & 3rd)	3	
21	59143	Bearing Boss	5	
22	64066	LH Carrier Plate	3	
23	64067	RH Carrier Plate	3	
24	64047	LH Clod Roller Plate	3	
25	64046	RH Clod Roller Plate	3	
26				
27	64012	Sensor Disc	2	
28				
29				
30				
31				
32	59162	Pivot Pin	6	
33	59163	Pivot Flange Bush	6	
34	59164/1800	Clod Roller Scraper	3	
35	59165/1800	Clod Roller Lift Shaft	1	
36	59166	Clod Roller Lift Arm	1	
37	59170	Connecting Link (3 holes)	2	
38	59171	LH Link	1	
39	59172	RH Link	1	
40				
41	59174	Shoulder Bolt (long)	6	
42	59175	Pivot Flange Bush	12	
43	59176	Tapped Boss (long)	2	
44	59177	Tapped Boss (short)	2	
45	59533	Bearing Boss	3	
46	59927/1800	Ø63 Ebonite Clod Roller	3	Option
	62753/1800	Ø60 Stainless Steel Clod Roller	3	Option
	62841/1800	Ø60 Mild Steel Clod Roller	3	Option
	62864/1800	Ø63 Rubber Clod Roller	3	Option

**6.13c****T2 SPARE PARTS**

Machines from Serial No T2-210

**Rear 4R OMEGA (237mm centres)**

Item	Part No.	Description	Qty.	Remarks
47	59529	Motor Mount	3	
48	59348	End Cap (Ø45 bore)	5	
48a	59348A	End Cap (Ø50 bore)	3	
49				
50	59352	Carrier Plate Tie	6	
51	64469	4 Roller Omega Frame (Y = 237mm)	1	
52				
53				
54				
55				
56	62912	Sensor Bracket	1	
57	64013	Sensor Bracket	1	
58	59396	Ø42 Exhaust Clamp	1	
59				
60	59398	Ø42 Ram Body Bracket	1	
61	59399	Ø42 Ram Piston Bracket	1	
62				
63				
64				
65	60102RS	Bearing	6	
66				
67				
68	DW25131	Compression Spring	6	
69				
70	LFTC35A	Bearing	5	
71				
72	RPT732.620050	3/4"Pitch Drive Chain	1	
73	RPC648.061001	Grease Nipple 45°	5	
74				
75	11833	21T 3/4"Pitch Sprocket (Ø35 bore)	1	
76	59136/1800	4th Scroll Shaft	1	
77				
78	64420	Drop-down Plate	1	
79	64458	Motor Plate	1	
80	64459	Drive Guard	1	
81				
82	60062RS	Bearing	6	
83	W0111	Ø55 Internal Circlip	3	
84	W0117	Ø45 External Circlip	5	
85	W0161	Ø80 Internal Circlip	6	
86				
87	TBMW107	21T 3/4"Pitch Sprocket (Ø25 bore)	1	
88				
89				
90				
91	SS040011/003	Steel Spacer	3	
92				
93				
94				
95				
96				
97				
98				
99				

**T2 SPARE PARTS****6.13d**

Machines from Serial No T2-210

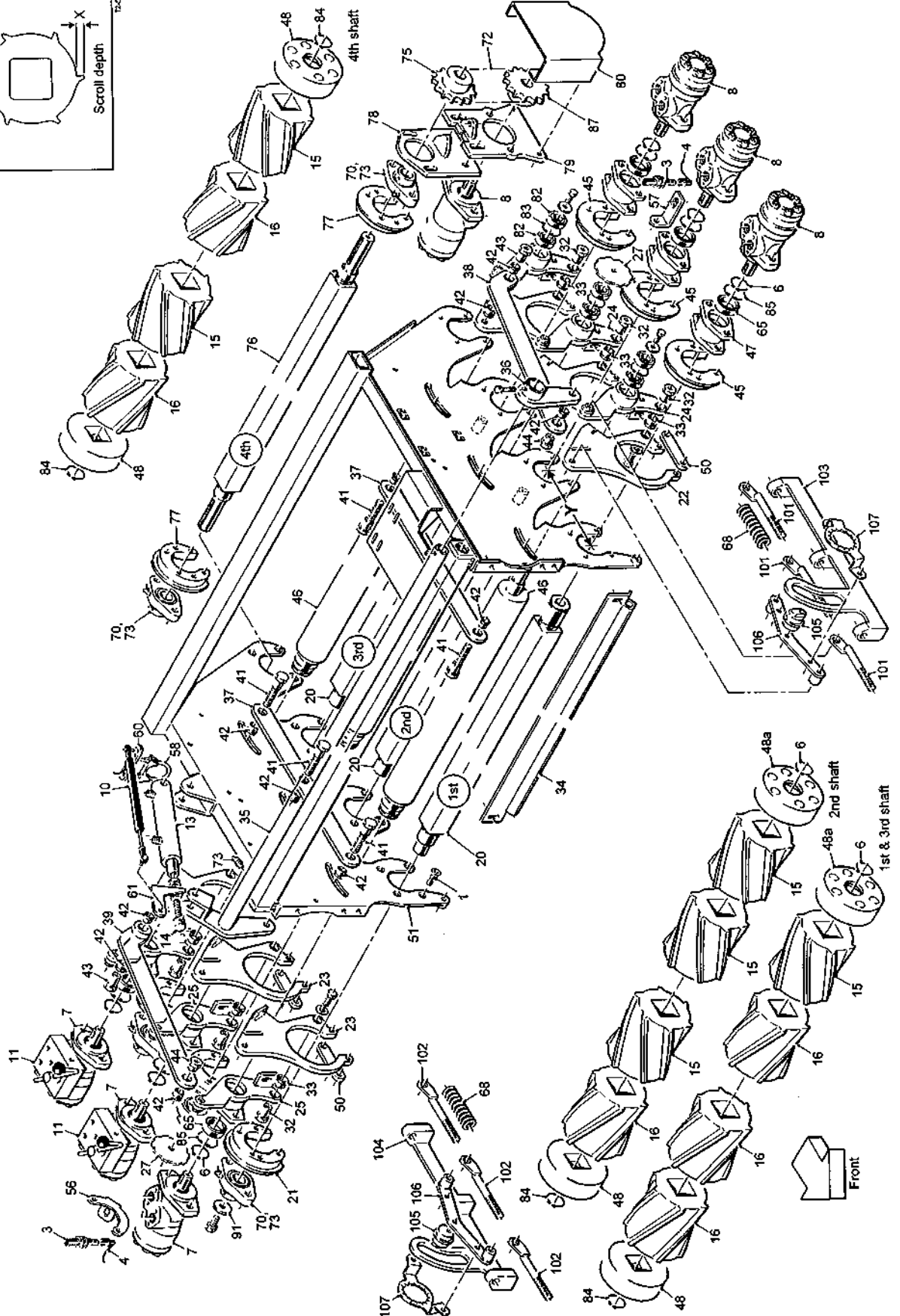
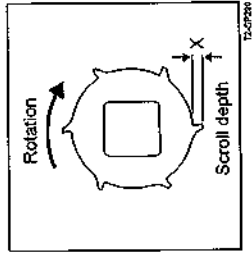
**Rear 4R OMEGA (237mm centres)**

Item	Part No.	Description	Qty.	Remarks
100				
101	62903	LH Adjuster	3	
102	62904	RH Adjuster	3	
103	62905LH	Adjuster Strap LH	1	
104	62905RH	Adjuster Strap RH	1	
105	62908	Adjuster Boss	2	
106	62913	Adjuster Plate (237mm centres)	2	
107	62914	Indicator Plate	2	
108				
109				
110				
111				
		<b>Hydraulic Components Consist Of:</b>		
112	11124	1/2"BSP Dowty Seal	14	
113				
114	11295	1/2"BSPx3/4"BSP M M Adaptor	4	
115				
116	12315	1/2"BSP M M Adaptor	10	
117				
118	26086	1/2"BSP M F Swept 90°Adaptor	1	
119				
120				
121				
122	41115	3/4"BSP M F Compact 90°Adaptor	1	
123				
124	44272	3/4"Hose Assembly (900mm)	1	
125				
126	60431	1/2"Hose Assembly (450mm)	1	
127	60490	1/2"Hose Assembly (500mm)	1	
128	60566	1/2"Hose Assembly (500mm)	2	
129	60803	3/4"Hose Assembly (2700mm)	3	
130	60425	1/2"Hose Assembly (1800mm)	2	
131				
132	62966	Hose Clamp	3	



Machines from Serial No T2-210

## Rear 4R OMEGA (220mm centres) Assy No 64477



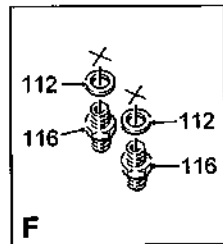
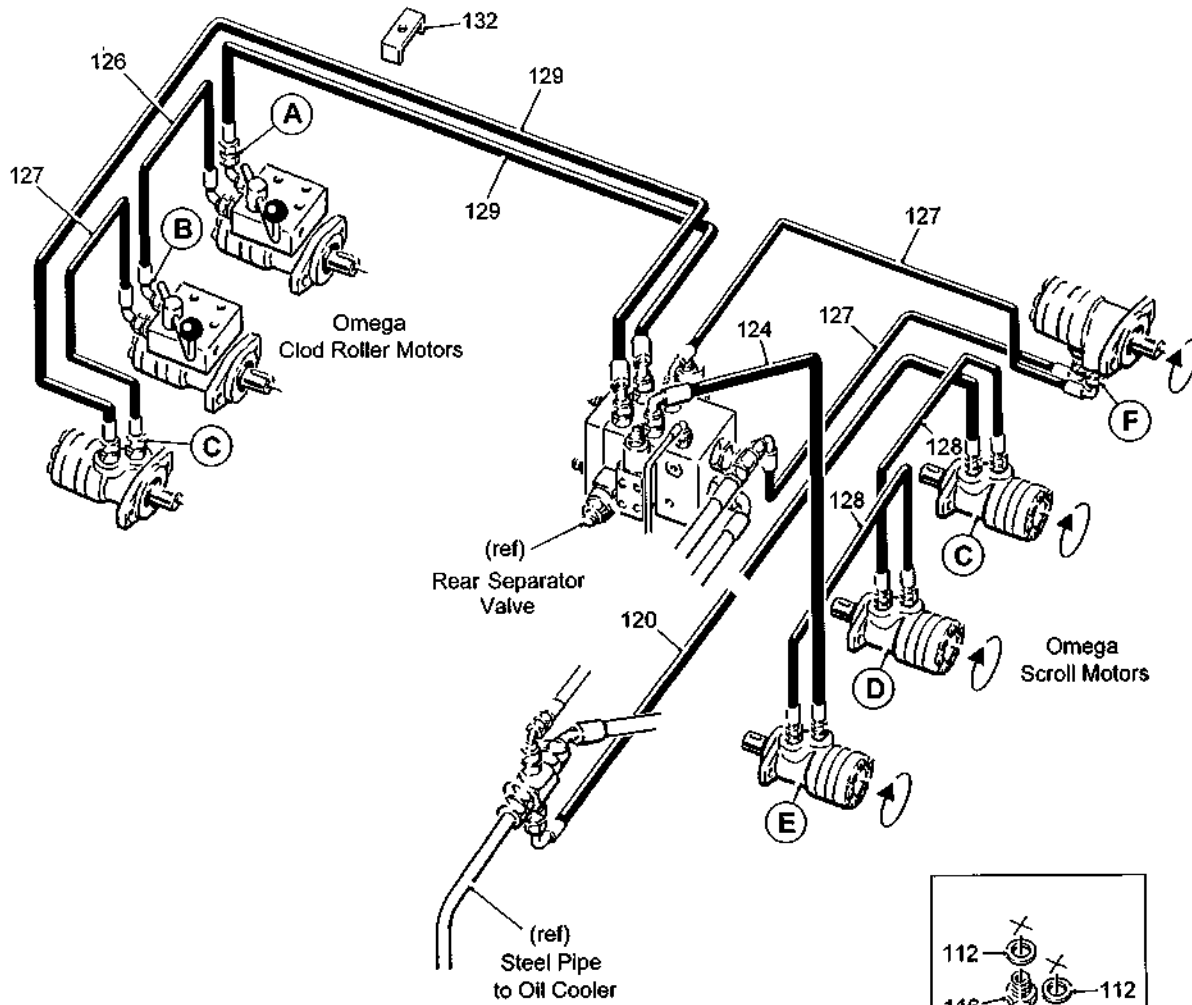
# 6.14a

# T2 SPARE PARTS

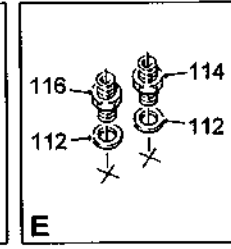
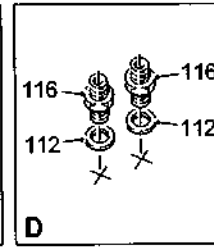
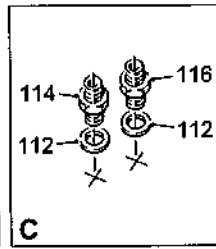
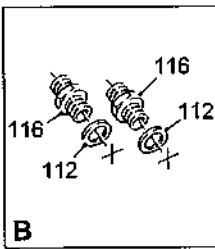
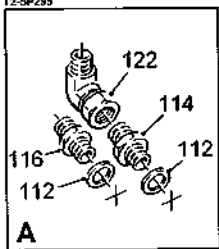
Machines from Serial No T2-210

## Rear 4R OMEGA (220mm centres)

Assy No 64477



T2-SP295



**T2 SPARE PARTS****6.14b**

Machines from Serial No T2-210

**Rear 4R OMEGA (220mm centres)****Assy No 64477**

Item	Part No.	Description	Qty.	Remarks
1	22016010/020	M10x20 CSK Socket Head Screw	32	
2				
3	32037/1	Proximity Sensor	2	
4	32037/2	Sensor Cable (5m)	2	
5				
6	33130/16	Ø50 External Circlip	9	
7	44563	Hydraulic Motor	3	
8	RPH850.306210	Hydraulic Motor	4	
9				
10	55122	Sensor	1	
11	56112	Diverter Valve	2	
12				
13	56679A	Hydraulic Ram	1	
14	56690	Ram Eye	1	
15	59934C	LH Cavity Scroll (X = 10mm)	20	LH Solid Scroll 59934S
	59936C	LH Cavity Scroll (X = 6mm)	20	LH Solid Scroll 59936S
16	59935C	RH Cavity Scroll (X = 10mm)	20	RH Solid Scroll 59935S
	59937C	RH Cavity Scroll (X = 6mm)	20	RH Solid Scroll 59937S
17				
18				
19				
20	59136A/1800	Scroll Shaft (1st, 2nd & 3rd)	3	
21	59692	Bearing Boss	3	
22	64066	LH Carrier Plate	3	
23	64067	RH Carrier Plate	3	
24	64047	LH Clod Roller Plate	3	
25	64046	RH Clod Roller Plate	3	
26				
27	64012	Sensor Disc	2	
28				
29				
30				
31				
32	59162	Pivot Pin	6	
33	59163	Pivot Flange Bush	6	
34	59164/1800	Clod Roller Scraper	3	
35	59165/1800	Clod Roller Lift Shaft	1	
36	59166	Clod Roller Lift Arm	1	
37	59693	Connecting Link (3 holes)	2	
38	59171	LH Link	1	
39	59172	RH Link	1	
40				
41	59174	Shoulder Bolt (long)	6	
42	59175	Pivot Flange Bush	12	
43	59176	Tapped Boss (long)	2	
44	59177	Tapped Boss (short)	2	
45	59928	Bearing Boss	3	
46	59927/1800	Ø63 Ebonite Clod Roller	3	Option
	62753/1800	Ø60 Stainless Steel Clod Roller	3	Option
	62841/1800	Ø60 Mild Steel Clod Roller	3	Option
	62864/1800	Ø63 Rubber Clod Roller	3	Option

**6.14c****T2 SPARE PARTS**

Machines from Serial No T2-210

**Rear 4R OMEGA (220mm centres)****Assy No 64477**

Item	Part No.	Description	Qty.	Remarks
47	59529	Motor Mount	3	
48	59348	End Cap (Ø45 bore)	5	
48a	59348A	End Cap (Ø50 bore)	3	
49				
50	59352	Carrier Plate Tie	6	
51	64473	4 Roller Omega Frame (Y = 220mm)	1	
52				
53				
54				
55				
56	62912	Sensor Bracket	1	
57	64013	Sensor Bracket	1	
58	59396	Ø42 Exhaust Clamp	1	
59				
60	59398	Ø42 Ram Body Bracket	1	
61	59399	Ø42 Ram Piston Bracket	1	
62				
63				
64				
65	60102RS	Bearing	6	
66				
67				
68	DW25131	Compression Spring	6	
69				
70	LFTC35A	Bearing	5	
71				
72	RPT732.620050	3/4"Pitch Drive Chain	1	
73	RPC648.061001	Grease Nipple 45°	5	
74				
75	11833	21T 3/4"Pitch Sprocket (Ø35 bore)	1	
76	59136/1800	4th Scroll Shaft	1	
77	59143	Bearing Boss (4th shaft)	2	
78	64420	Drop-down Plate	1	
79	64458	Motor Plate	1	
80	64459	Drive Guard	1	
81				
82	60062RS	Bearing	6	
83	W0111	Ø55 Internal Circlip	3	
84	W0117	Ø45 External Circlip	5	
85	W0161	Ø80 Internal Circlip	6	
86				
87	TBMW107	21T 3/4"Pitch Sprocket (Ø25 bore)	1	
88				
89				
90				
91	SS040011/003	Steel Spacer	3	
92				
93				
94				
95				
96				
97				
98				
99				



**T2 SPARE PARTS****6.14d**

Machines from Serial No T2-210

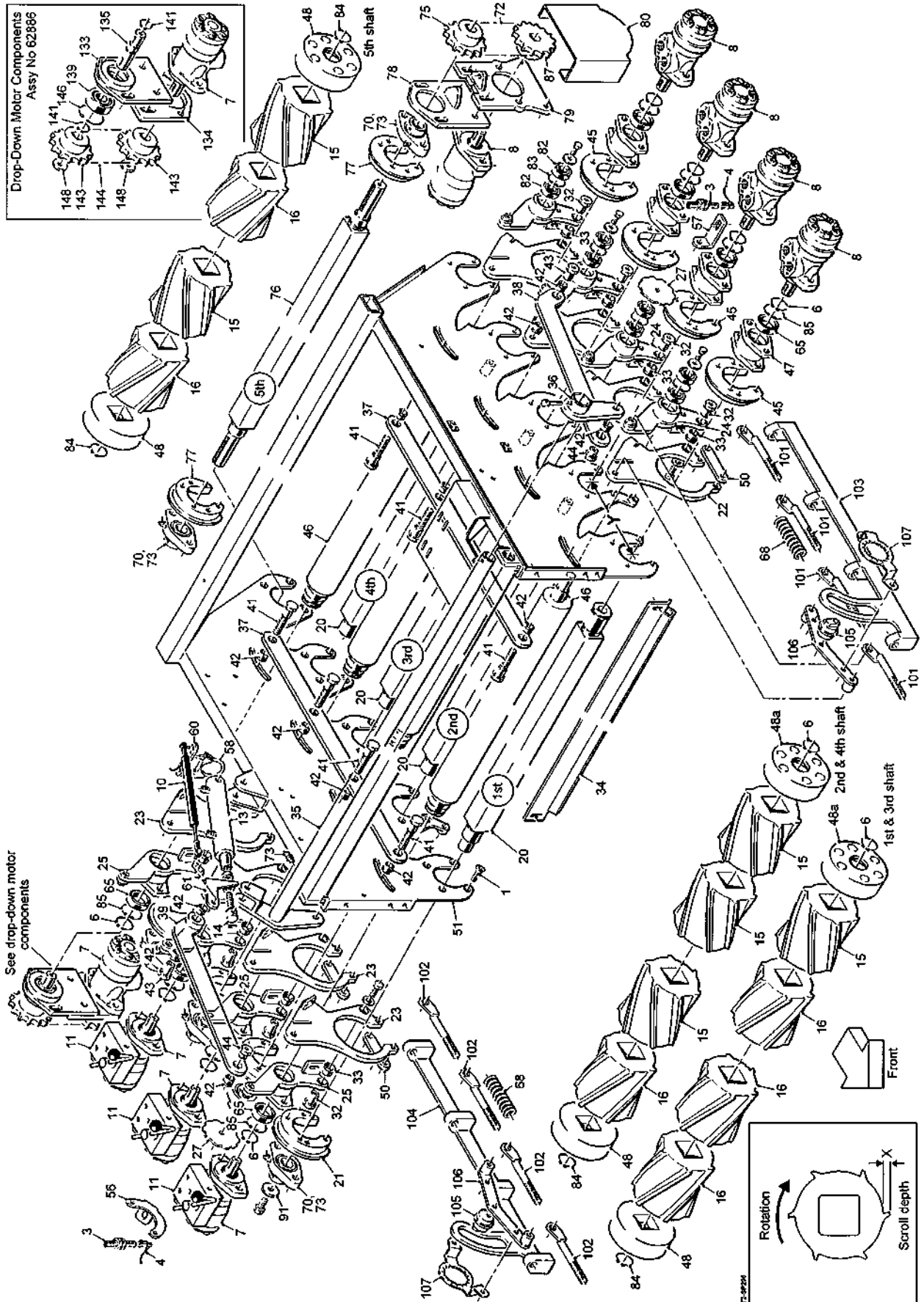
**Rear 4R OMEGA (220mm centres)****Assy No 64477**

Item	Part No.	Description	Qty.	Remarks
100				
101	62903	LH Adjuster	3	
102	62904	RH Adjuster	3	
103	64097LH	Adjuster Strap LH	1	
104	64097RH	Adjuster Strap RH	1	
105	62908	Adjuster Boss	2	
106	62913A	Adjuster Plate (220mm centres)	2	
107	62914	Indicator Plate	2	
108				
109				
110				
111				
		<b>Hydraulic Components Consist Of:</b>		
112	11124	1/2"BSP Dowty Seal	14	
113				
114	11295	1/2"BSPx3/4"BSP M M Adaptor	4	
115				
116	12315	1/2"BSP M M Adaptor	10	
117				
118				
119				
120	37215	3/4"Hose Assembly (3800mm)	1	
121				
122	41115	3/4"BSP M F Compact 90° Adaptor	1	
123				
124	44272	3/4"Hose Assembly (900mm)	1	
125				
126	60431	1/2"Hose Assembly (450mm)	1	
127	60425	1/2"Hose Assembly (1800mm)	2	
128	60566	1/2"Hose Assembly (500mm)	2	
129	60803	3/4"Hose Assembly (2700mm)	2	
130				
131				
132	62966	Hose Clamp	3	



Machines from Serial No T2-210

## Rear 5R OMEGA (220mm centres)

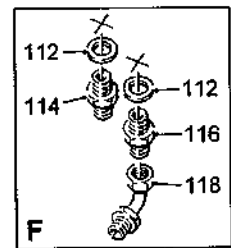
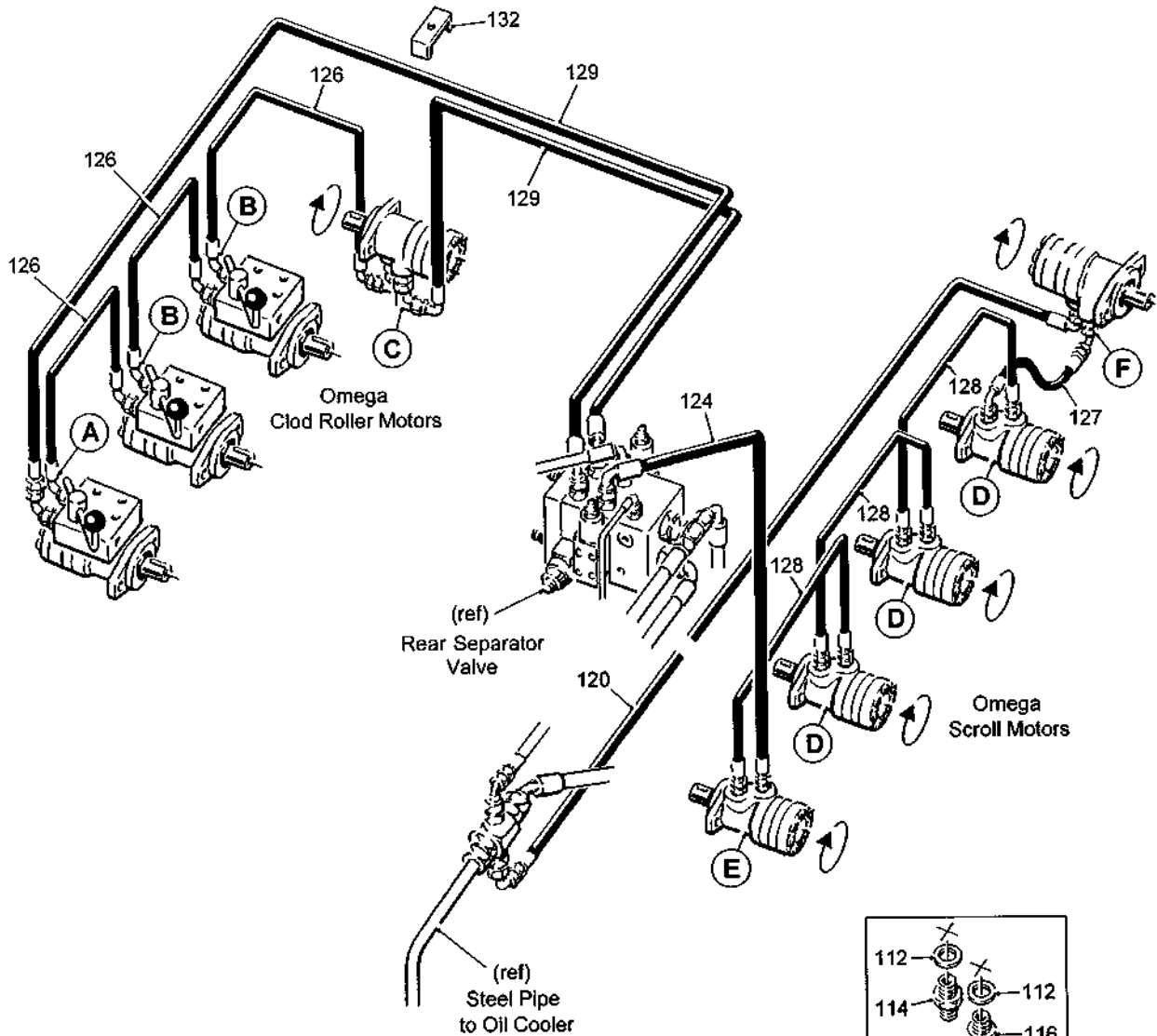


# 6.15a

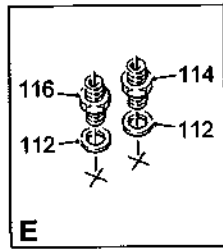
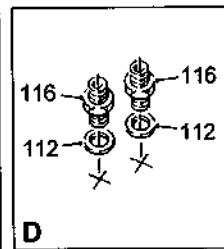
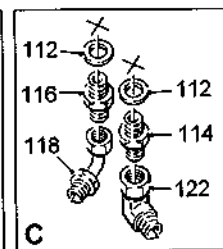
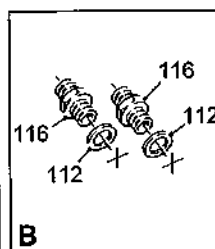
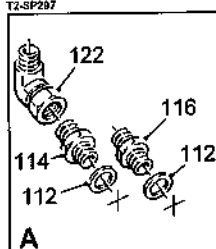
# T2 SPARE PARTS

Machines from Serial No T2-210

Rear 5R OMEGA (220mm centres)



T2-SP297



**T2 SPARE PARTS****6.15b**

Machines from Serial No T2-210

**Rear 5R OMEGA (220mm centres)**

Item	Part No.	Description	Qty.	Remarks
1	22016010/020	M10x20 CSK Socket Head Screw	40	
2				
3	32037/1	Proximity Sensor	2	
4	32037/2	Sensor Cable (5m)	2	
5				
6	33130/16	Ø50 External Circlip	12	
7	44563	Hydraulic Motor	4	
8	RPH850.306210	Hydraulic Motor	5	
9				
10	55122	Sensor	1	
11	56112	Diverter Valve	2	
12				
13	56679A	Hydraulic Ram	1	
14	56690	Ram Eye	1	
15	59934C	LH Cavity Scroll (X = 10mm)	25	LH Solid Scroll 59934S
	59936C	LH Cavity Scroll (X = 6mm)	25	LH Solid Scroll 59936S
16	59935C	RH Cavity Scroll (X = 10mm)	25	RH Solid Scroll 59935S
	59937C	RH Cavity Scroll (X = 6mm)	25	RH Solid Scroll 59937S
17				
18				
19				
20	59136A/1800	Scroll Shaft (1st, 2nd, 3rd & 4th)	4	
21	59692	Bearing Boss	4	
22	64066	LH Carrier Plate	4	
23	64067	RH Carrier Plate	4	
24	64047	LH Clod Roller Plate	4	
25	64046	RH Clod Roller Plate	4	
26				
27	64012	Sensor Disc	2	
28				
29				
30				
31				
32	59162	Pivot Pin	8	
33	59163	Pivot Flange Bush	8	
34	59164/1800	Clod Roller Scraper	4	
35	59165/1800	Clod Roller Lift Shaft	1	
36	59166	Clod Roller Lift Arm	1	
37	59694	Connecting Link (4 hole)	2	
38	59171	LH Link	1	
39	59172	RH Link	1	
40				
41	59174	Shoulder Bolt (long)	8	
42	59175	Pivot Flange Bush	14	
43	59176	Tapped Boss (long)	2	
44	59177	Tapped Boss (short)	2	
45	59928	Bearing Boss	4	
46	59927/1800	Ø63 Ebonite Clod Roller	4	Option
	62753/1800	Ø60 Stainless Steel Clod Roller	4	Option
	62841/1800	Ø60 Mild Steel Clod Roller	4	Option
	62864/1800	Ø63 Rubber Clod Roller	4	Option

## 6.15c

## T2 SPARE PARTS

Machines from Serial No T2-210

## Rear 5R OMEGA (220mm centres)

Item	Part No.	Description	Qty.	Remarks
47	59529	Motor Mount	4	
48	59348	End Cap (Ø45 bore)	6	
48a	59348A	End Cap (Ø50 bore)	4	
49				
50	59352	Carrier Plate Tie	8	
51	64470	5 Roller Omega Frame (Y = 220mm)	1	
52				
53				
54				
55				
56	62912	Sensor Bracket	1	
57	64013	Sensor Bracket	1	
58	59396	Ø42 Exhaust Clamp	1	
59				
60	59398	Ø42 Ram Body Bracket	1	
61	59399	Ø42 Ram Piston Bracket	1	
62				
63				
64				
65	60102RS	Bearing	8	
66				
67				
68	DW25131	Compression Spring	8	
69				
70	LFTC35A	Bearing	6	
71				
72	RPT732.620050	3/4"Pitch Drive Chain	1	
73	RPC648.061001	Grease Nipple 45°	6	
74				
75	11833	21T 3/4"Pitch Sprocket (Ø35 bore)	1	
76	59136/1800	5th Scroll Shaft	1	
77	59143	Bearing Boss (4th shaft)	2	
78	64420	Drop-down Plate	1	
79	64458	Motor Plate	1	
80	64459	Drive Guard	1	
81				
82	60062RS	Bearing	8	
83	W0111	Ø55 Internal Circlip	4	
84	W0117	Ø45 External Circlip	6	
85	W0161	Ø80 Internal Circlip	8	
86				
87	TBMW107	21T 3/4"Pitch Sprocket (Ø25 bore)	1	
88				
89				
90				
91	SS040011/003	Steel Spacer	4	
92				
93				
94				
95				
96				
97				
98				
99				

**T2 SPARE PARTS****6.15d**

Machines from Serial No T2-210

**Rear 5R OMEGA (220mm centres)**

Item	Part No.	Description	Qty.	Remarks
100				
101	62903	LH Adjuster	4	
102	62904	RH Adjuster	4	
103	64197LH	Adjuster Strap LH	1	
104	64197RH	Adjuster Strap RH	1	
105	62908	Adjuster Boss	2	
106	62913A	Adjuster Plate (220mm centres)	2	
107	62914	Indicator Plate	2	
108				
109				
110				
111				
		<b>Hydraulic Components Consist Of:</b>		
112	11124	1/2"BSP Dowty Seal	18	
113				
114	11295	1/2"BSPx3/4"BSP M M Adaptor	4	
115				
116	12315	1/2"BSP M M Adaptor	14	
117				
118	26086	1/2"BSP M F Swept 90°Adaptor	2	
119				
120	37215	3/4"Hose Assembly (3800mm)	1	
121				
122	41115	3/4"BSP M F Compact 90°Adaptor	1	
123				
124	44272	3/4"Hose Assembly (900mm)	1	
125				
126	60431	1/2"Hose Assembly (450mm)	3	
127	60490	1/2"Hose Assembly (500mm)	1	
128	60566	1/2"Hose Assembly (500mm)	3	
129	60803	3/4"Hose Assembly (2700mm)	2	
130				
131				
132	62966	Hose Clamp	3	
	<b>62886</b>	<b>Drop-Down Motor Components Consist Of:</b>		
133	56814	Motor Adaptor Plate	1	
134	56815	Motor Plate	1	
135	56816	Coupling Shaft	1	
136				
137				
138				
139	63052RS	Bearing	1	
140				
141	PS843	Ø25 External Circlip	2	
142				
143	RPM182.306832	15T 3/4"Pitch Sprocket	2	
144	RPT732.620034	3/4"Pitch Drive Chain	1	
145				
146	W0168	Ø62 Internal Circlip	1	
147				
148	SS035011/005	Steel Spacer	2	

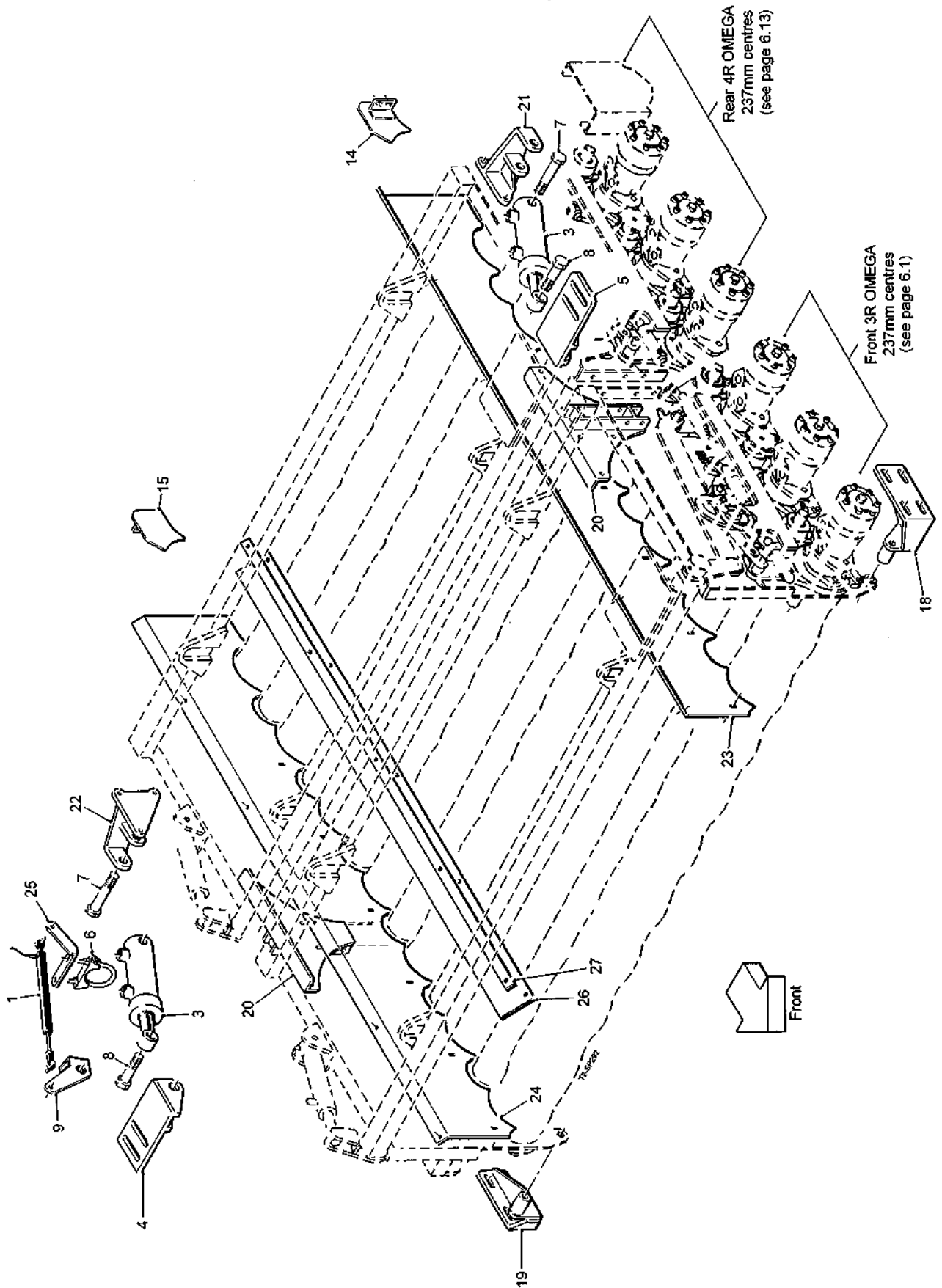




Machines from Serial No T2-210

## 7R OMEGA (237mm centres)

Assy No 64471



**6.16a****T2 SPARE PARTS**

Machines from Serial No T2-210

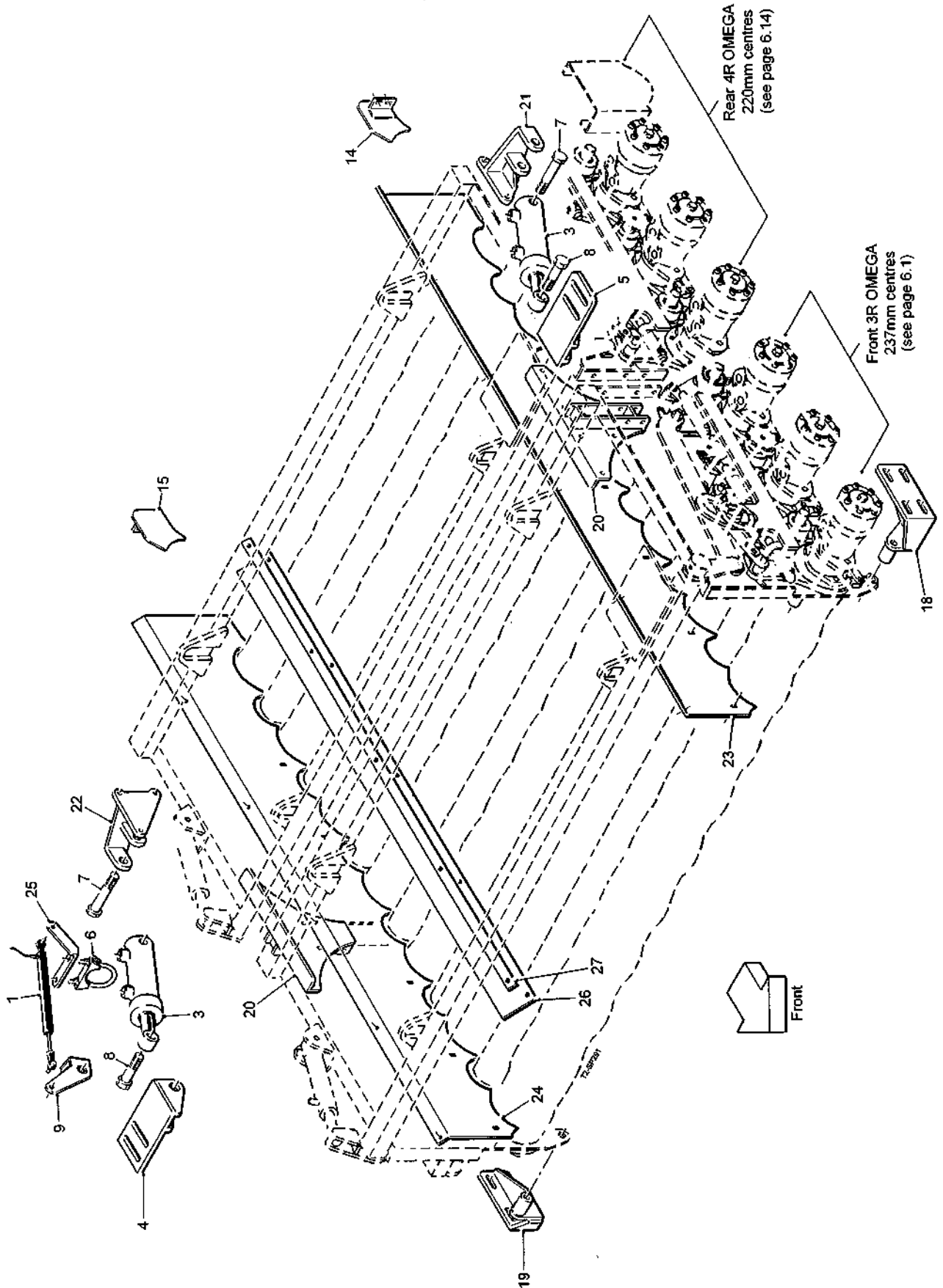
**7R OMEGA (237mm centres)****Assy No 64471**

Item	Part No.	Description	Qty.	Remarks
1	55122	Sensor	1	
2				
3	59153	Hydraulic Ram	2	
4	59154	Ram Bracket RH	1	
5	59154A	Ram Bracket LH	1	
6	59397	Ø60 Exhaust Clamp	1	
7	64723	M20 Machined Bolt	2	Supersedes 59358
8	22012020/080	M20x80 Bolt	2	Supersedes 59359
9	59401	Ø60 Ram Piston Bracket	1	
10				
11				
12				
13				
14	62652	LH Deflector Plate (short)	6	
15	62653	RH Deflector Plate (short)	6	
16				
17				
18	64093	Pivot Bracket LH	1	
19	64094	Pivot Bracket RH	1	
20	64245	Joining Bracket	2	
21	64249	Ram Bracket LH	1	
22	64250	Ram Bracket RH	1	
23	64465	LH Side Panel	1	
24	64466	RH Side Panel	1	
25	64256	Sensor Bracket	1	
26	64275	Rubber Deflector	2	
27	64276	Clamp Strip	2	

Machines from Serial No T2-210

## 7R OMEGA (237mm - 220mm centres)

Assy No 64474



**6.17a****T2 SPARE PARTS**

Machines from Serial No T2-210

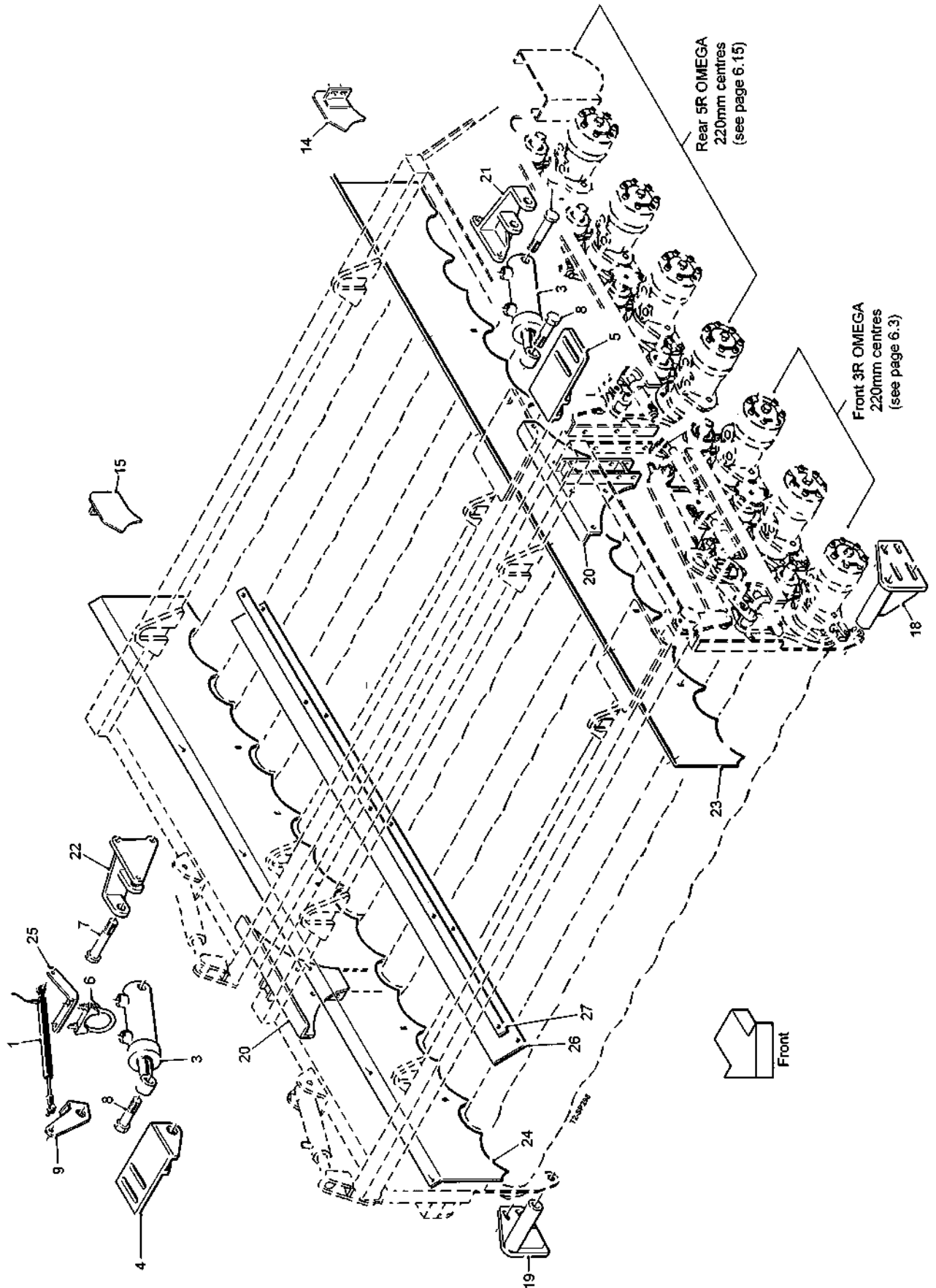
**7R OMEGA (237mm - 220mm centres)****Assy No 64474**

Item	Part No.	Description	Qty.	Remarks
1	55122	Sensor	1	
2				
3	59153	Hydraulic Ram	2	
4	59154	Ram Bracket RH	1	
5	59154A	Ram Bracket LH	1	
6	59397	Ø60 Exhaust Clamp	1	
7	64723	M20 Machined Bolt	2	Supersedes 59358
8	22012020/080	M20x80 Bolt	2	Supersedes 59359
9	59401	Ø60 Ram Piston Bracket	1	
10				
11				
12				
13				
14	62652	LH Deflector Plate (short)	6	
15	62653	RH Deflector Plate (short)	6	
16				
17				
18	64093	Pivot Bracket LH	1	
19	64094	Pivot Bracket RH	1	
20	64245	Joining Bracket	2	
21	64249	Ram Bracket LH	1	
22	64250	Ram Bracket RH	1	
23	64475	LH Side Panel	1	
24	64476	RH Side Panel	1	
25	64256	Sensor Bracket	1	
26	64323	Rubber Deflector	2	
27	64324	Clamp Strip	2	

Machines from Serial No T2-210

**8R OMEGA (220mm centres)**

Assy No 64472



**6.18a****T2 SPARE PARTS**

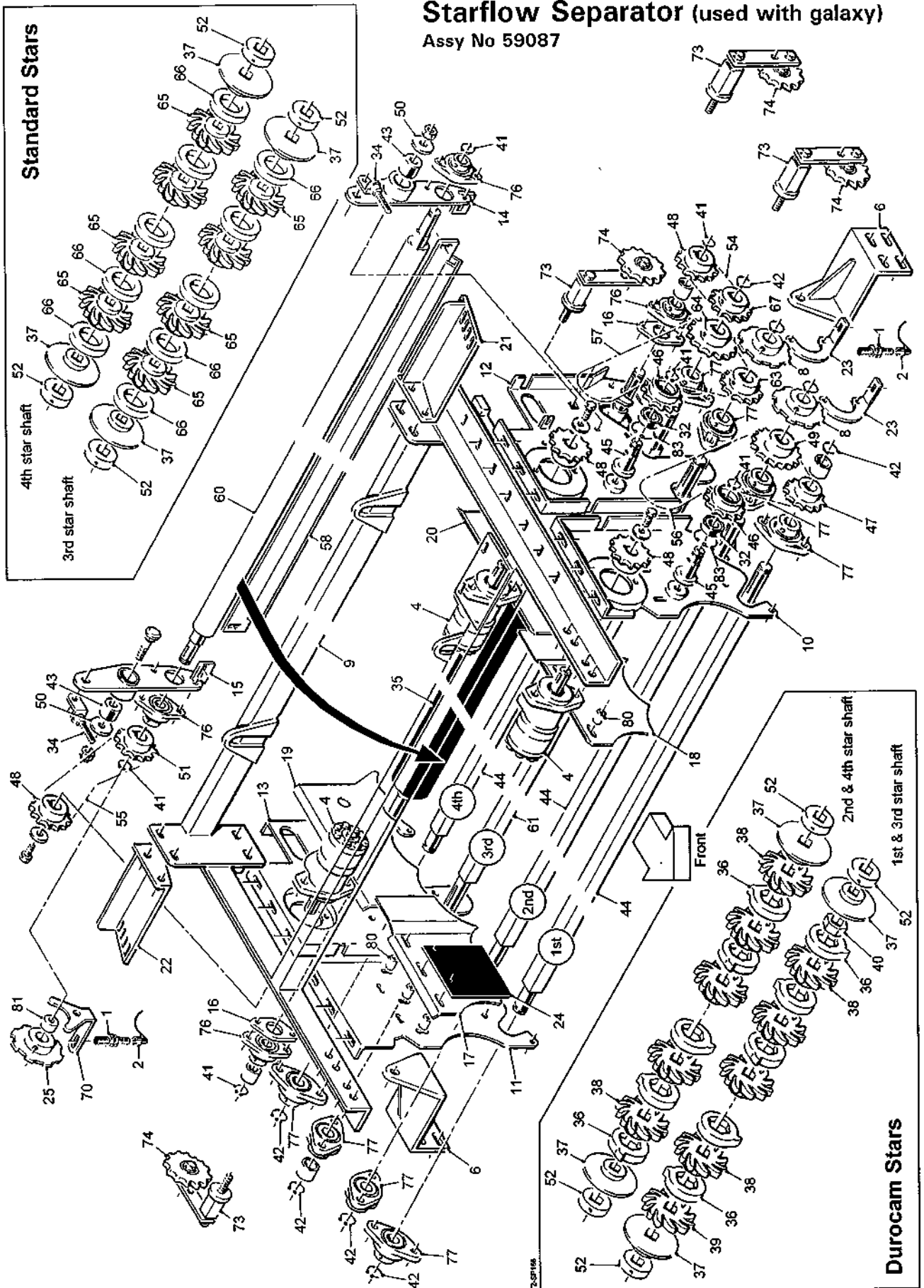
Machines from Serial No T2-210

**8R OMEGA (220mm centres)****Assy No 64472**

Item	Part No.	Description	Qty.	Remarks
1	55122	Sensor	1	
2				
3	59153A	Hydraulic Ram	2	
4	59154	Ram Bracket RH	1	
5	59154A	Ram Bracket LH	1	
6	59397	Ø60 Exhaust Clamp	1	
7	64723	M20 Machined Bolt	2	Supersedes 59358
8	22012020/080	M20x80 Bolt	2	Supersedes 59359
9	59401	Ø60 Ram Piston Bracket	1	
10				
11				
12				
13				
14	62652	LH Deflector Plate (short)	6	
15	62653	RH Deflector Plate (short)	6	
16				
17				
18	59697	Pivot Bracket LH	1	
19	59698	Pivot Bracket RH	1	
20	64245	Joining Bracket	2	
21	64249	Ram Bracket LH	1	
22	64250	Ram Bracket RH	1	
23	64467	LH Side Panel	1	
24	64468	RH Side Panel	1	
25	64256	Sensor Bracket	1	
26	64275A	Rubber Deflector	2	
27	64276A	Clamp Strip	2	

Machines from Serial No T2-210

## Starflow Separator (used with galaxy) Assy No 59087



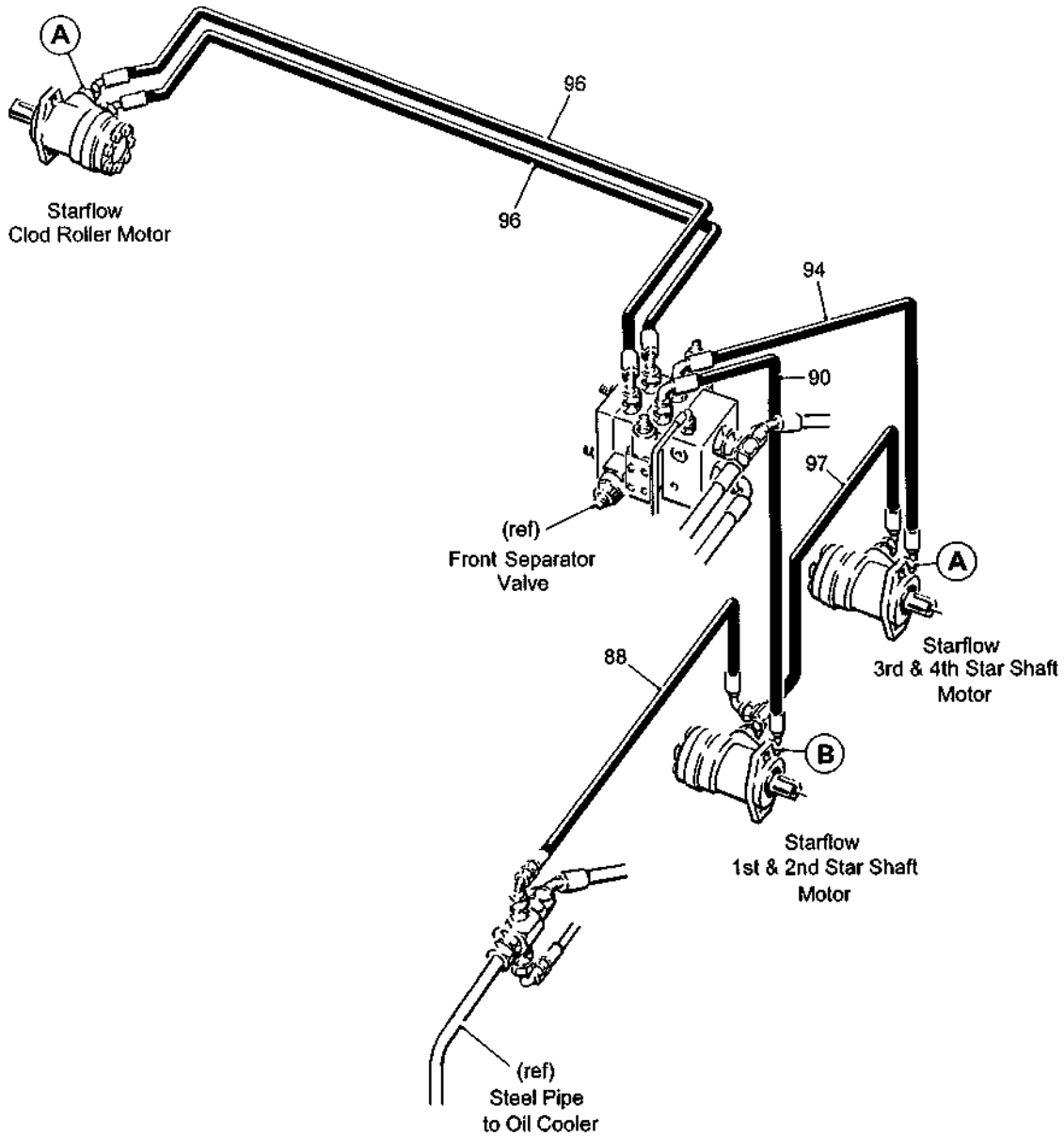
# 7.1a

# T2 SPARE PARTS

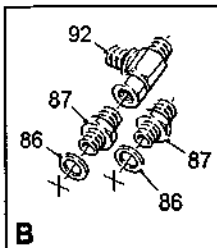
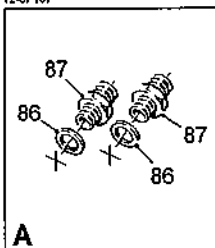
Machines from Serial No T2-210

## Starflow Separator (used with galaxy)

Assy No 59087



T2-SP167





**T2 SPARE PARTS****7.1b**

Machines from Serial No T2-210

**Starflow Separator (used with galaxy)****Assy No 59087**

Item	Part No.	Description	Qty.	Remarks
1	32037/1	Proximity Sensor	3	
2	32037/2	Sensor Cable (5m)	3	
3				
4	46855	Hydraulic Motor	3	
5				
6	59600	Mounting Bracket	2	
7				
8	59277	Sensor Disc	2	
9	59500	Mounting Frame	1	
10	59501	LH Front Panel	1	
11	59502	RH Front Panel	1	
12	59503	LH Rear Panel	1	
13	59504	RH Rear Panel	1	
14	59505	LH Pivot Arm	1	
15	59506	RH Pivot Arm	1	
16	59507	Bearing Spacer	2	
17	59508	RH Front Stainless Steel Panel	1	
18	59509	LH Front Stainless Steel Panel	1	
19	59510	RH Rear Stainless Steel Panel	1	
20	59511	LH Rear Stainless Steel Panel	1	
21	59517	LH Mounting Plate	1	
22	59518	RH Mounting plate	1	
23	59599	Sensor Bracket	2	
24	59620	Rubber Infill	2	
25	59151	Sensor Disc	1	
26				
27				
28				
29				
30				
31				
32	62052RS	Bearing	2	
33				
34	RPA610.304444	Adjuster	2	
35	RPC700.308763	Transfer Roller	1	
36	RPC700.309550	Cam Ring	96	
37	RPC700.310221	End Disc (40mm sq)	4	
38	RPC700.310541	14 Finger Durocam Star (40mm sq)	96	
39	RPC700.311776	14 Finger Durocam Star (40mm sq)	1	(narrow)
40	RPC700.311777	Star Spacer (40mm sq)	1	
41	RPF200.025200	Ø25 External Circlip	6	
42	RPF200.035250	Ø35 External Circlip	8	
43	RPM148.307560	Bush	2	
44	RPM166.311026	1st, 2nd & 4th Star Shaft (40mm sq)	3	
45	RPM178.300391	Spindle	2	
46	RPM182.300390	15T 3/4"Pitch Sprocket	2	
47	RPM182.302700	15T 3/4"Pitch Sprocket	1	
48	RPM182.306371	15T 3/4"Pitch Sprocket	5	
49	RPM182.309594	18T 3/4"Pitch Sprocket	1	
50	RPM196.301965	Special Washer	2	
51	RPM182.306371A	15T 3/4"Pitch Sprocket	1	
52	RPM226.311775	Collar (40mm sq)	8	
53				
54	RPT732.620035	3/4"Pitch Drive Chain	1	
55	RPT732.620055	3/4"Pitch Drive Chain	1	

## 7.1c

## T2 SPARE PARTS

Machines from Serial No T2-210

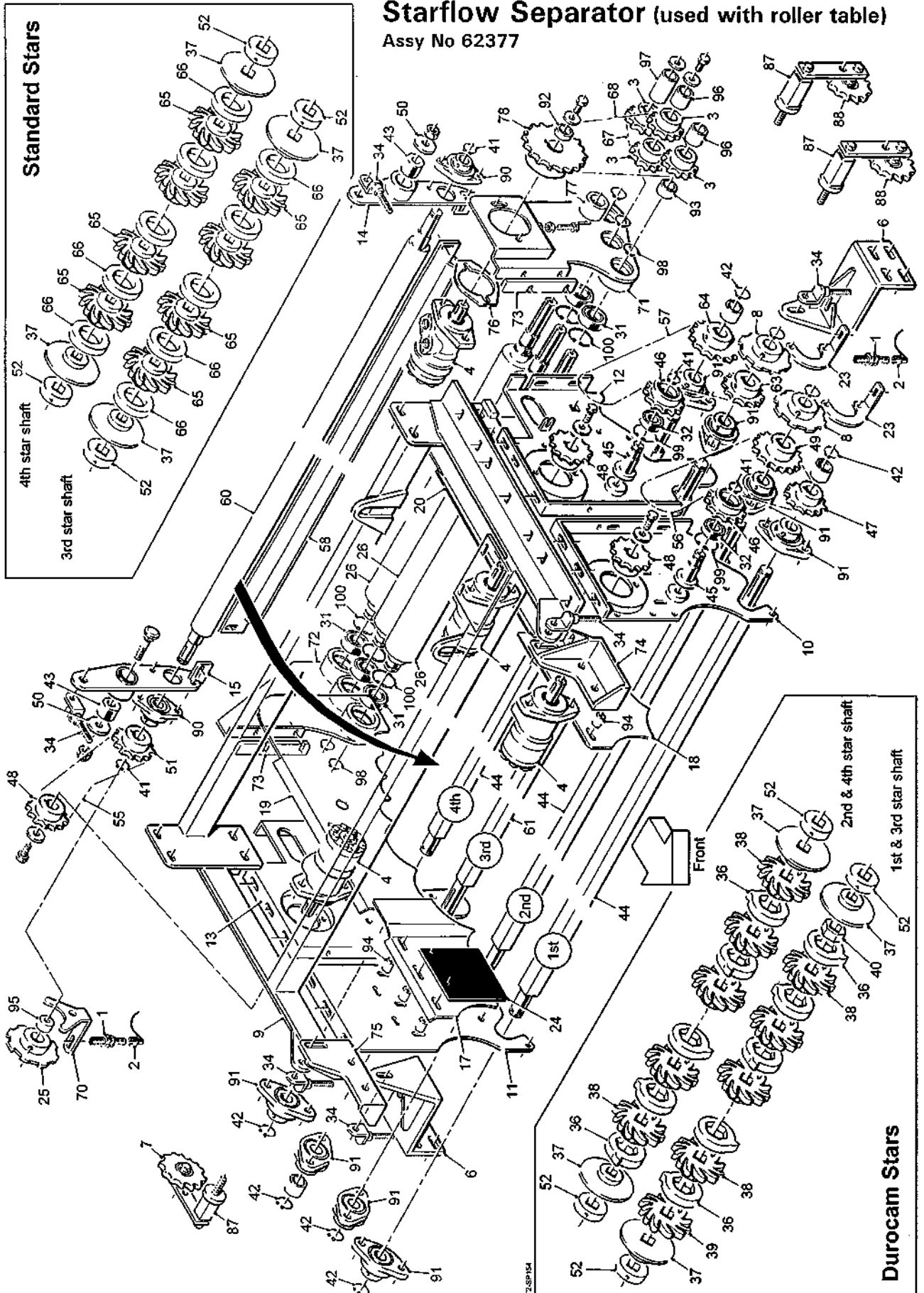
Starflow Separator (used with galaxy)

Assy No 59087

Item	Part No.	Description	Qty.	Remarks
56	RPT732.620062	3/4"Pitch Drive Chain	1	
57	RPT732.620064	3/4"Pitch Drive Chain	1	
58	RPW240.301837B	Roller Scraper	1	
59				
60	RPA610.308759	Round Steel Clod Roller	1	Option
	RPA610.308760	Square Steel Clod Roller	1	Option
	RPM160.308066	Hexagonal Steel Clod Roller	1	Option
61	RPM166.311027	3rd Star Shaft (40mm sq)	1	
62				
63	RPM182.303897	15T 3/4"Pitch Sprocket	1	
64	RPM182.309594	18T 3/4"Pitch Sprocket	1	
65	RPC700.309598	14 Finger Star (40mm sq)	105	
	RPC700.310893	18 Finger Star (40mm sq)	108	
66	RPC700.303036	14 Finger Star Spacer	107	
	RPC700.305520	18 Finger Star Spacer	110	
67	RPM182.303897A	15T 3/4"Pitch Sprocket	1	
68				
69				
70	62478	Sensor Bracket	1	
71				
72				
73	RPS568X	Tensioner	4	
74	RPS569	Tensioner Sprocket Complete	4	
75				
76	SFT25	Bearing	4	
77	SFT35	Bearing	8	
78				
79				
80	SS025017/030	Steel Spacer	10	
81	SS025009/025	Steel Spacer	1	
82				
83	W0167	Ø52 Internal Circlip	2	
84				
85				
		<b>Hydraulic Components Consist Of:</b>		
86	11124	1/2"BSP Dowty Seal	6	
87	11295	1/2"BSPx3/4"BSP M M Adaptor	6	
88	11744	3/4"Hose Assembly (1400mm)	1	
89				
90	16354	3/4"Hose Assembly (750mm)	1	
91				
92	32512	3/4"BSP F M M Tee	1	
93				
94	46611	3/4"Hose Assembly (660mm)	1	
95				
96	60678	3/4"Hose Assembly (2200mm)	2	
97	60888	3/4"Hose Assembly (850mm)	1	Was 60210

Machines from Serial No T2-210

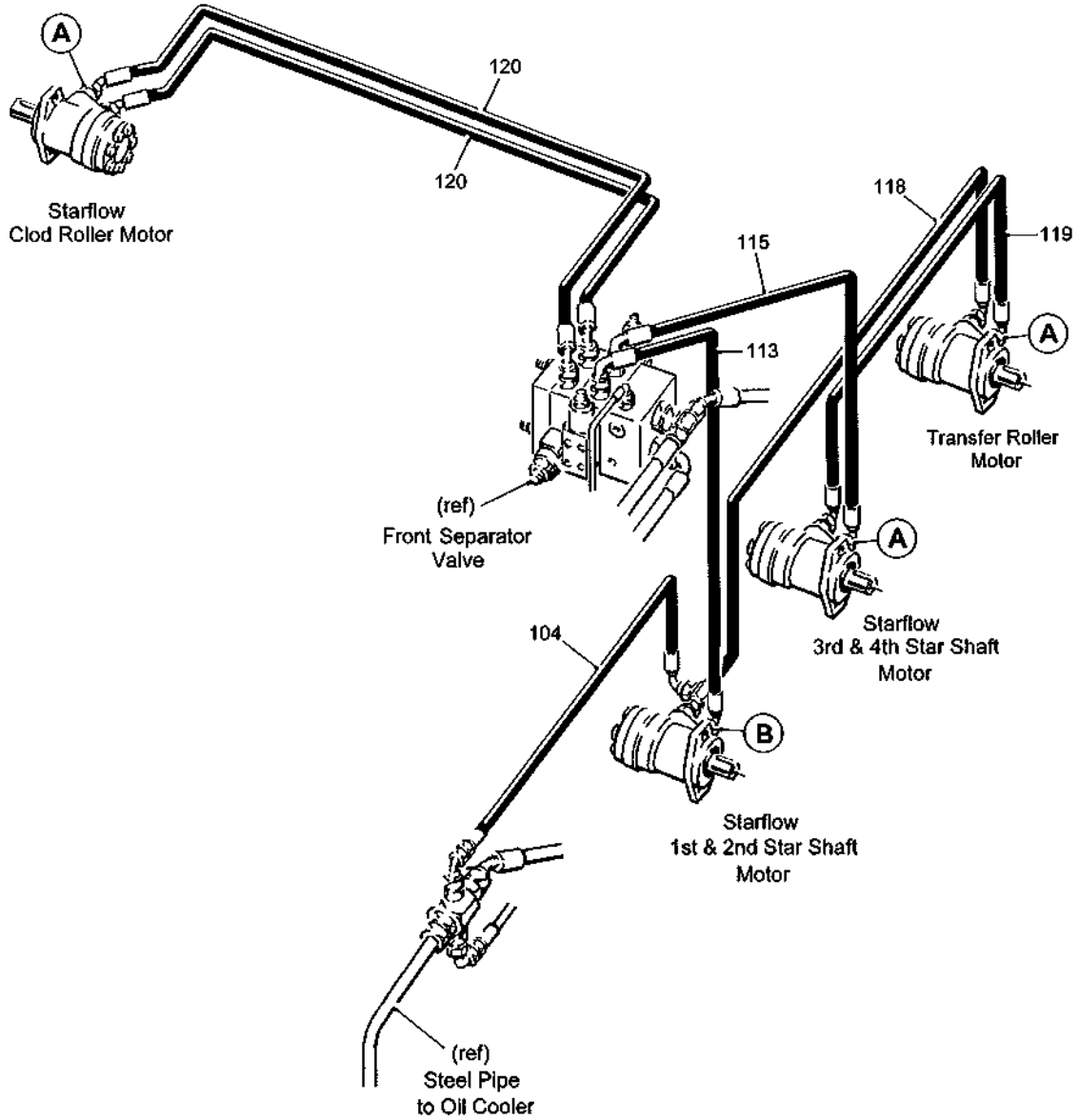
**Starflow Separator (used with roller table)**  
Assy No 62377



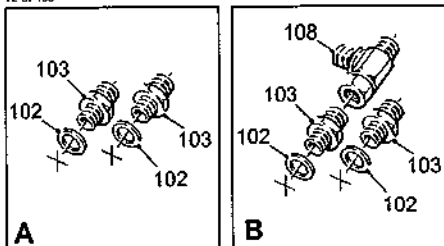
Machines from Serial No T2-210

**Starflow Separator (used with roller table)**

Assy No 62377



T2-SP153



**T2 SPARE PARTS****7.2b**

Machines from Serial No T2-210

**Starflow Separator (used with roller table)****Assy No 62377**

Item	Part No.	Description	Qty.	Remarks
1	32037/1	Proximity Sensor	3	
2	32037/2	Sensor Cable (5m)	3	
3	44610	13T 5/8"Pitch Sprocket	4	
4	46855	Hydraulic Motor	4	
5				
6	59600A	Mounting Bracket	2	
7				
8	59277	Sensor Disc	2	
9	59500C	Mounting Frame	1	
10	59501	LH Front Panel	1	
11	59502	RH Front Panel	1	
12	62402	LH Rear Panel	1	
13	62403	RH Rear Panel	1	
14	59505	LH Pivot Arm	1	
15	59506	RH Pivot Arm	1	
16				
17	59508	RH Front Stainless Steel Panel	1	
18	59509	LH Front Stainless Steel Panel	1	
19	62405A	RH Rear Stainless Steel Panel	1	
20	62404A	LH Rear Stainless Steel Panel	1	
21				
22				
23	59599	Sensor Bracket	2	
24	59620	Rubber Infill	2	
25	59151	Sensor Disc	1	
26	62710	Transfer Roller	3	
27				
28				
29				
30				
31	60062RS	Bearing	6	
32	62052RS	Bearing	2	
33				
34	RPA610.304444	Adjuster	6	
35				
36	RPC700.309550	Cam Ring	96	
37	RPC700.310221	End Disc (40mm sq)	4	
38	RPC700.310541	14 Finger Durocam Star (40mm sq)	96	
39	RPC700.311776	14 Finger Durocam Star (40mm sq)	1	(narrow)
40	RPC700.311777	Star Spacer (40mm sq)	1	
41	RPF200.025200	Ø25 External Circlip	4	
42	RPF200.035250	Ø35 External Circlip	8	
43	RPM148.307560	Bush	2	
44	RPM166.311026	1st, 2nd & 4th Star Shaft (40mm sq)	3	
45	RPM178.300391	Spindle	2	
46	RPM182.300390	15T 3/4"Pitch Sprocket	2	
47	RPM182.302700	15T 3/4"Pitch Sprocket	1	
48	RPM182.306371	15T 3/4"Pitch Sprocket	3	
49	RPM182.309594	18T 3/4"Pitch Sprocket	1	
50	RPM196.301965	Special Washer	2	
51	RPM182.306371A	15T 3/4"Pitch Sprocket	1	
52	RPM226.311775	Collar (40mm sq)	8	
53				
54	RPT732.620035	3/4"Pitch Drive Chain	1	
55	RPT732.620055	3/4"Pitch Drive Chain	1	

**7.2c****T2 SPARE PARTS**

Machines from Serial No T2-210

**Starflow Separator (used with roller table)****Assy No 62377**

Item	Part No.	Description	Qty.	Remarks
56	RPT732.620062	3/4"Pitch Drive Chain	1	
57	RPT732.620064	3/4"Pitch Drive Chain	1	
58	RPW240.301837B	Roller Scraper	1	
59				
60	RPA610.308759	Round Steel Clod Roller	1	Option
	RPA610.308760	Square Steel Clod Roller	1	Option
	RPM160.308066	Hexagonal Steel Clod Roller	1	Option
61	RPM166.311027	3rd Star Shaft (40mm sq)	1	
62				
63	RPM182.303897	15T 3/4"Pitch Sprocket	1	
64	RPM182.309594	18T 3/4"Pitch Sprocket	1	
65	RPC700.309598	14 Finger Star (40mm sq)	105	
	RPC700.310893	18 Finger Star (40mm sq)	108	
66	RPC700.303036	14 Finger Star Spacer	107	
	RPC700.305520	18 Finger Star Spacer	110	
67	-	5/8"Pitch Drive Chain	1	
68	-	5/8"Pitch Drive Chain	1	
69				
70	62478	Sensor Bracket	1	
71	62745B	LH Roller Mounting	1	
72	62746B	RH Roller Mounting	1	
73	62847/5	5mm Spacer Plate	a/r	
	62847/10	10mm Spacer Plate	a/r	
74	62953	LH Adjuster Bracket	1	
75	62954	RH Adjuster Bracket	1	
76	62832A	Motor Spacer	1	
77	62844	Tensioner Roller	1	
78	62887	26T 5/8"Pitch Sprocket	1	
79				
80				
81				
82				
83				
84				
85				
86				
87	RPS568X	Tensioner	3	
88	RPS569	Tensioner Sprocket Complete	3	
89				
90	SFT25	Bearing	2	
91	SFT35	Bearing	8	
92	SS035026/012	Steel Spacer	1	
93	SS035026/025	Steel Spacer	1	
94	SS025013/030	Steel Spacer	10	
95	SS025009/025	Steel Spacer	1	
96	SS035026/045	Steel Spacer	2	
97	SS035026/070	Steel Spacer	1	
98	W0166	Ø30 External Circlip	6	
99	W0167	Ø52 Internal Circlip	2	
100	W0111	Ø55 Internal Circlip	6	
101				

**T2 SPARE PARTS****7.2d**

Machines from Serial No T2-210

**Starflow Separator (used with roller table)****Assy No 62377**

Item	Part No.	Description	Qty.	Remarks
		<b>Hydraulic Components Consist Of:</b>		
102	11124	1/2"BSP Dowty Seal	8	
103	11295	1/2"BSPx3/4"BSP M M Adaptor	8	
104	11744	3/4"Hose Assembly (1400mm)	1	
105				
106				
107				
108	32512	3/4"BSP FMM Tee	1	
109				
110				
111				
112				
113	16354	3/4"Hose Assembly (750mm)	1	
114				
115	46611	3/4"Hose Assembly (660mm)	1	
116				
117				
118	60486	3/4"Hose Assembly (875mm)	1	
119	60661	3/4"Hose Assembly (500mm)	1	
120	60678	3/4"Hose Assembly (2200mm)	2	

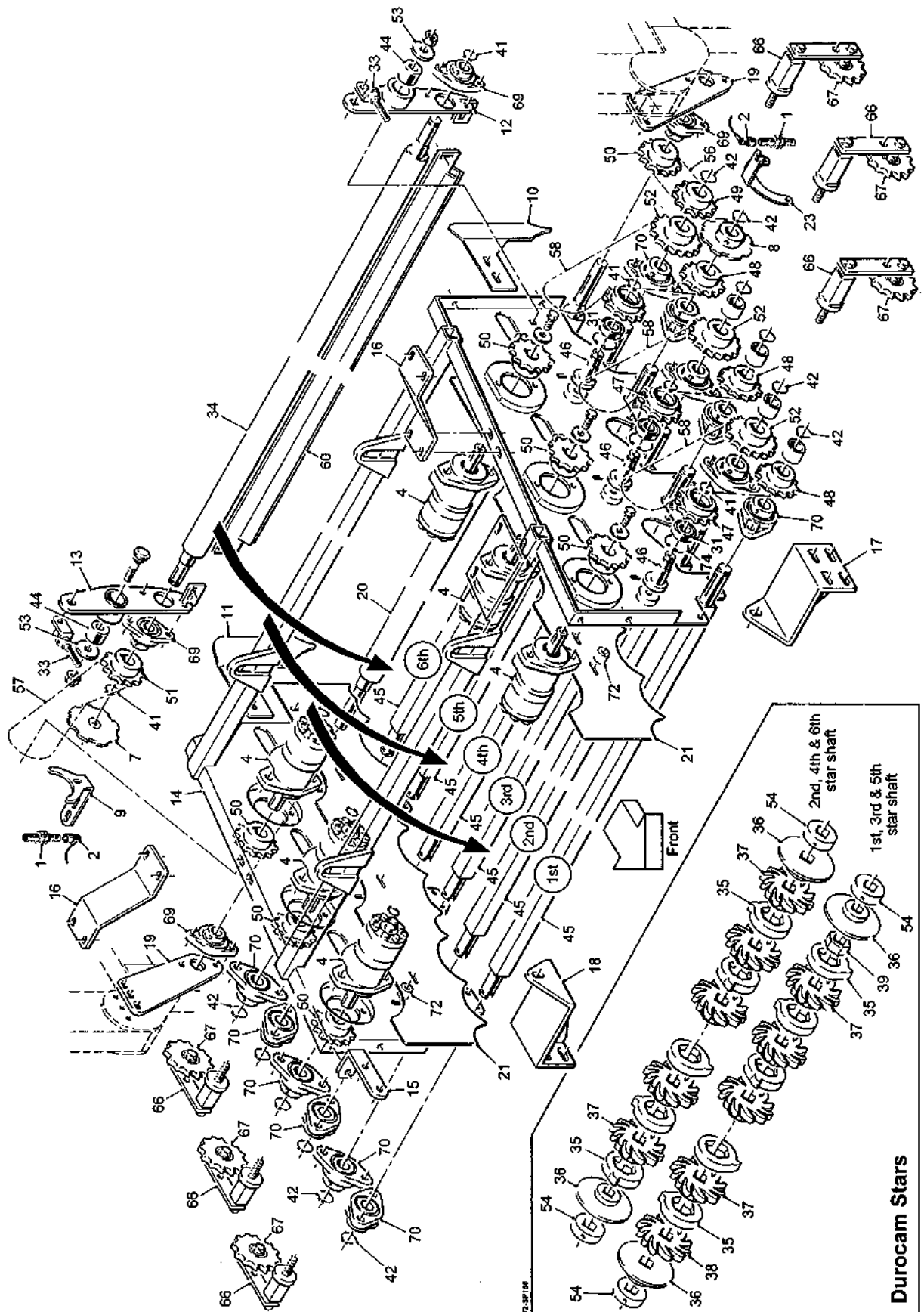




Machines from Serial No T2-210

## Galaxy Star Separator (6 starshafts)

Assy No 59085

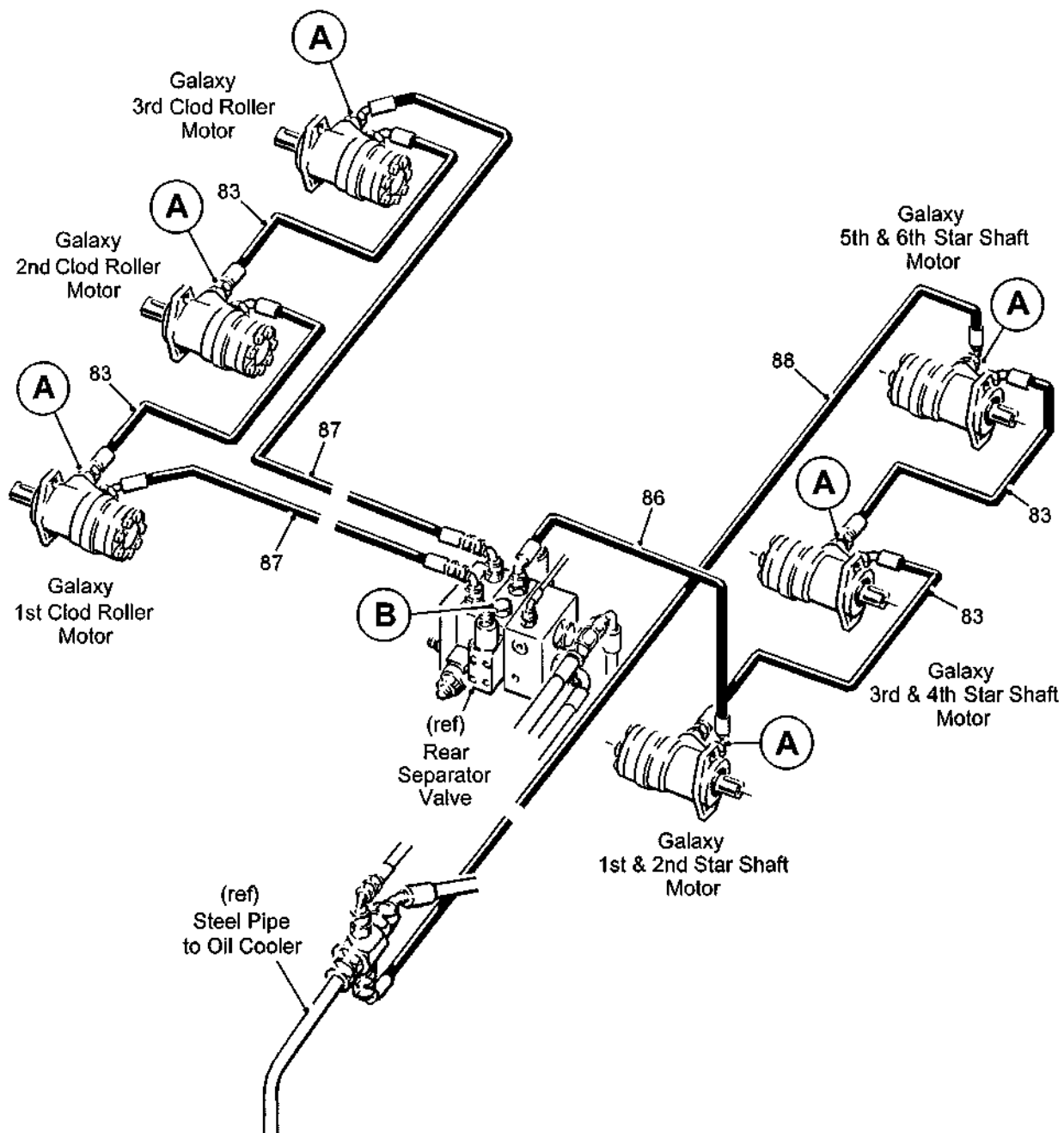


# 7.3a

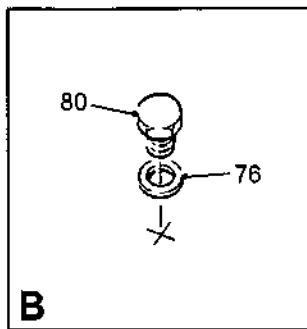
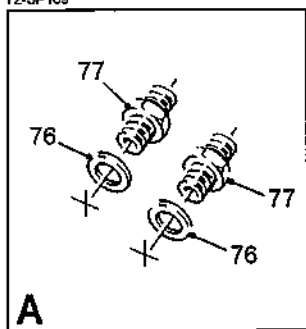
# T2 SPARE PARTS

Machines from Serial No T2-210

## Galaxy Star Separator (6 starshafts) Assy No 59085



T2-SP169



**T2 SPARE PARTS****7.3b**

Machines from Serial No T2-210

**Galaxy Star Separator (6 starshafts)****Assy No 59085**

Item	Part No.	Description	Qty.	Remarks
1	32037/1	Proximity Sensor	2	
2	32037/2	Sensor Cable (5m)	2	
3				
4	46855	Hydraulic Motor	6	
5				
6				
7	59276	Sensor Disc	1	
8	59277	Sensor Disc (35mm bore)	1	
9	62478	Sensor Bracket	1	Part was 59479
10	59483	LH Deflector	1	
11	59484	RH Deflector	1	
12	59505	LH Pivot Arm	3	
13	59506	RH Pivot Arm	3	
14	59584	Galaxy Frame	1	
15	59585	Front Support Bracket	2	
16	59586	Top Support Bracket	2	
17	59587	LH Bottom Support Bracket	1	
18	59588	RH Bottom Support Bracket	1	
19	59589	Transfer Roller Mounting	2	
20	59590	Transfer Roller	1	
21	59598	Side Panel	2	
22				
23	62897A	Sensor Bracket	1	
24				
25				
26				
27				
28				
29				
30				
31	62052RS	Bearing	3	
32				
33	RPA610.304444	Adjuster	6	
34	RPA610.308759	Round Clod Roller	3	Option
	RPA610.308760	Square Clod Roller	3	Option
	RPM160.308066	Hexagonal Clod Roller	3	Option
35	RPC700.309550	Cam Ring	288	
36	RPC700.310221	End Disc (40mm sq)	12	
37	RPC700.310541	14 Finger Star (40mm sq)	288	
38	RPC700.311776	Narrow 14 Finger Star (40mm sq)	3	
39	RPC700.311777	Spacer	3	
40				
41	RPF200.025200	Ø25 External Circlip	9	
42	RPF200.035250	Ø35 External Circlip	12	
43				
44	RPM148.307560	Bush	6	
45	RPM166.311026	Star Shaft	6	
46	RPM178.300392	Spindle	3	
47	RPM182.300390	15T 3/4"Pitch Sprocket	3	
48	RPM182.303897	15T 3/4"Pitch Sprocket	3	35mm wide
49	RPM182.303897A	15T 3/4"Pitch Sprocket	1	32mm wide
50	RPM182.306371	15T 3/4"Pitch Sprocket	7	35mm wide
51	RPM182.306371A	15T 3/4"Pitch Sprocket	3	30mm wide
52	RPM182.309594	18T 3/4"Pitch Sprocket	3	

**7.3c****T2 SPARE PARTS**

Machines from Serial No T2-210

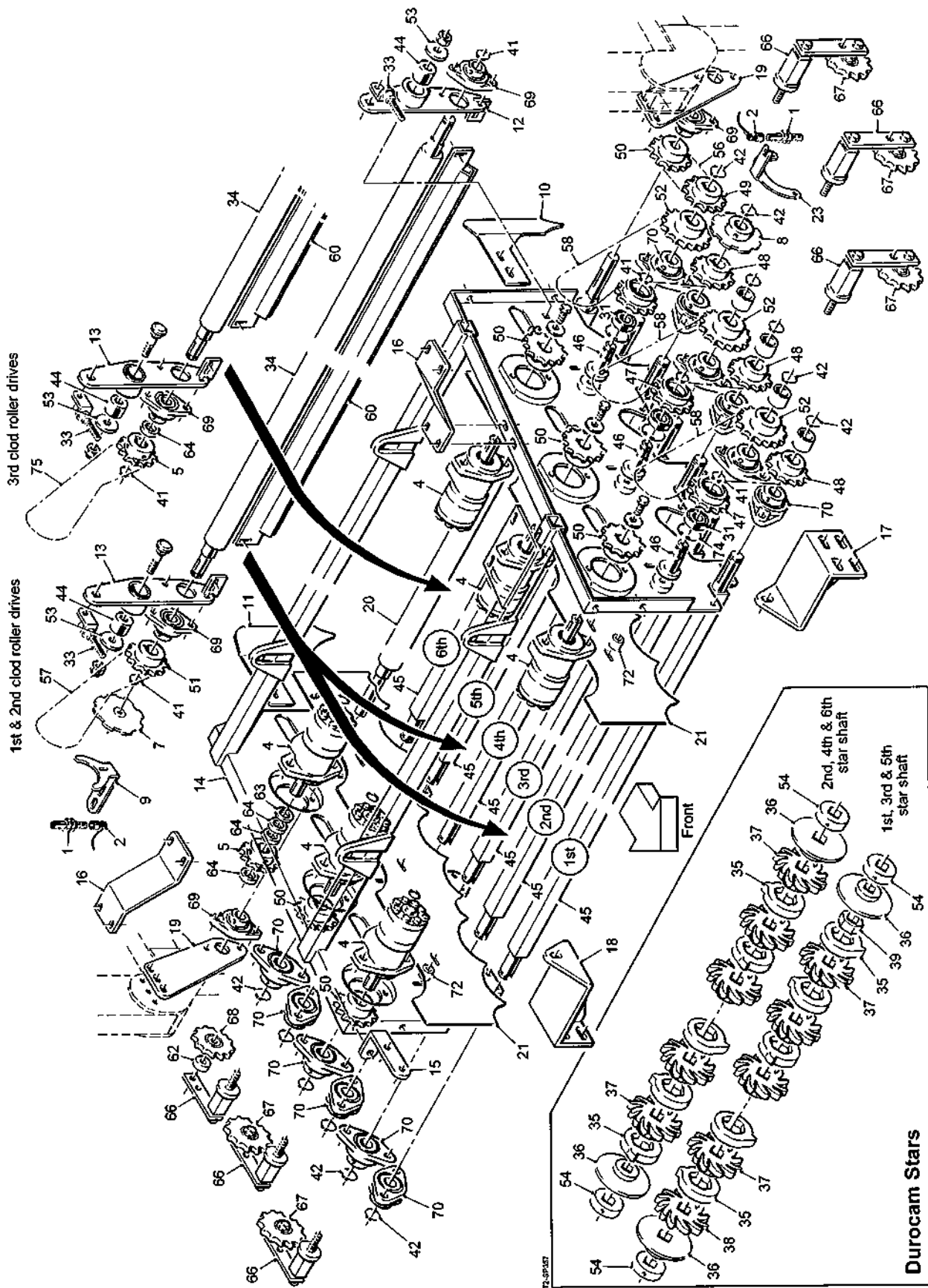
**Galaxy Star Separator (6 starshafts)****Assy No 59085**

Item	Part No.	Description	Qty.	Remarks
53	RPM196.301965	Washer	6	
54	RPM226.311775	Collar	12	
55				
56	RPT732.620035	3/4"Pitch Drive Chain	1	
57	RPT732.620055	3/4"Pitch Drive Chain	3	
58	RPT732.620062	3/4"Pitch Drive Chain	3	
59				
60	RPW240.301837B	Roller Scraper	3	
61				
62				
63				
64				
65				
66	RPS568X	Tensioner	6	
67	RPS569	Tensioner Sprocket Complete	6	
68				
69	SFT25	Bearing	8	
70	SFT35	Bearing	12	
71				
72	SS025017/030	Steel Spacer	12	
73				
74	W0167	Ø52 Internal Circlip	3	
75				
		<b>Hydraulic Components Consist Of:</b>		
76	11124	1/2"BSP Dowty Seal	13	
77	11295	1/2"BSPx3/4"BSP M M Adaptor	12	
78				
79				
80	24383	1/2"BSP Male Blanking Plug	1	
81				
82				
83	24131	3/4"Hose Assembly (750mm)	4	Was 42341
84				
85				
86	41181	3/4"Hose Assembly (850mm)	1	Was 60042
87	60889	3/4"Hose Assembly (2200mm)	2	Was 60678
88	60890	3/4"Hose Assembly (2750mm)	1	Was 60679

Machines from Serial No T2-247

## Galaxy Star Separator (6 starshafts)

Assy No 59085



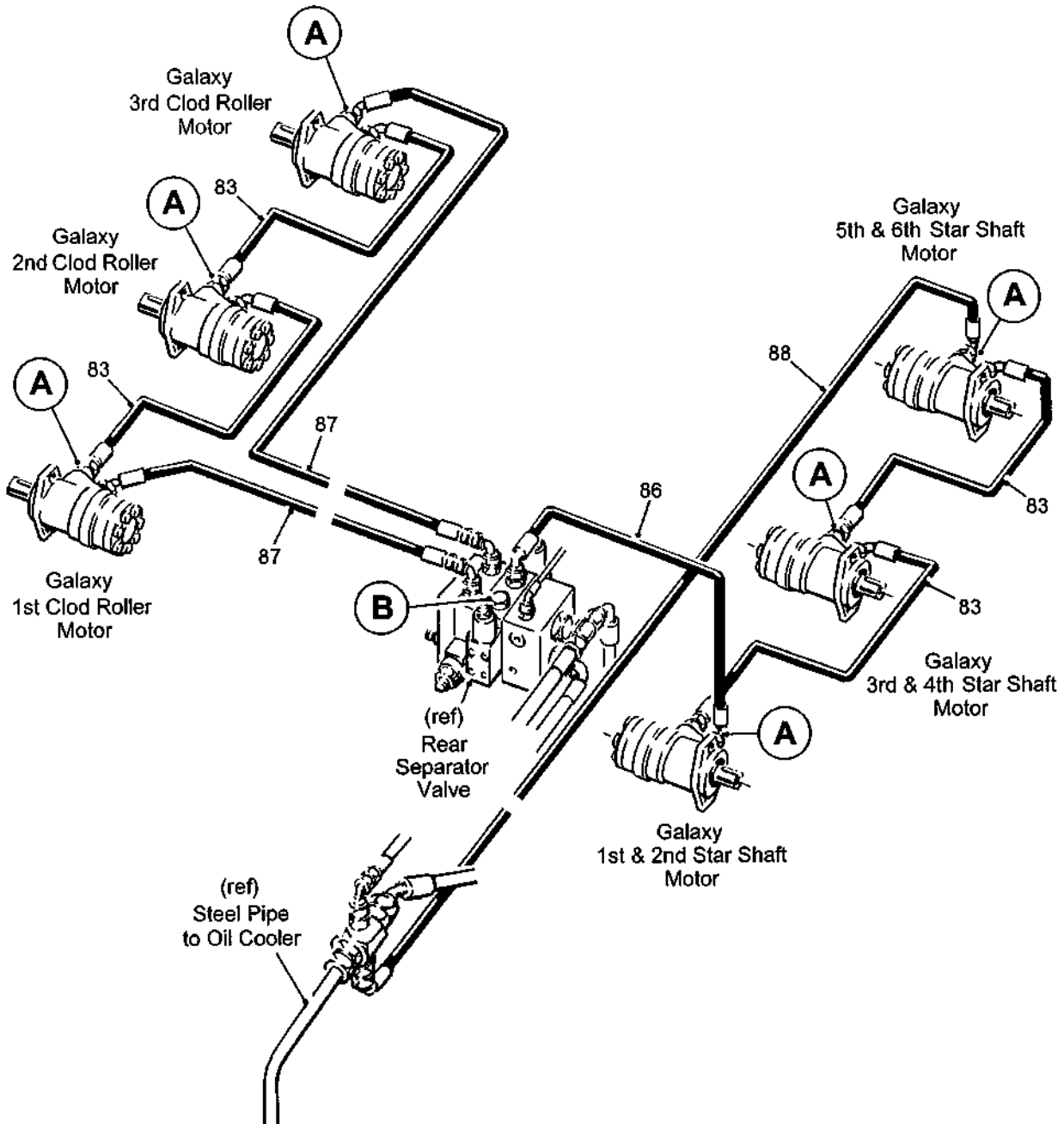
# 7.3a

# T2 SPARE PARTS

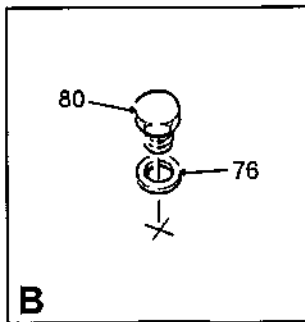
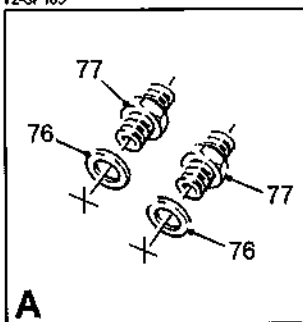
Machines from Serial No T2-247

## Galaxy Star Separator (6 starshafts)

Assy No 59085



T2-SP169



**T2 SPARE PARTS****7.3b**

Machines from Serial No T2-247

**Galaxy Star Separator (6 starshafts)****Assy No 59085**

Item	Part No.	Description	Qty.	Remarks
1	32037/1	Proximity Sensor	2	
2	32037/2	Sensor Cable (5m)	2	
3				
4	46855	Hydraulic Motor	6	
5	44610	13T 5/8"Pitch Sprocket	2	
6				
7	59276	Sensor Disc	1	
8	59277	Sensor Disc (35mm bore)	1	
9	62478	Sensor Bracket	1	
10	59483	LH Deflector	1	
11	59484	RH Deflector	1	
12	59505	LH Pivot Arm	3	
13	59506	RH Pivot Arm	3	
14	59584	Galaxy Frame	1	
15	59585	Front Support Bracket	2	
16	59586	Top Support Bracket	2	
17	59587	LH Bottom Support Bracket	1	
18	59588	RH Bottom Support Bracket	1	
19	59589	Transfer Roller Mounting	2	
20	59590	Transfer Roller	1	
21	59598	Side Panel	2	
22				
23	62897A	Sensor Bracket	1	
24				
25				
26				
27				
28				
29				
30				
31	62052RS	Bearing	3	
32				
33	RPA610.304444	Adjuster	6	
34	RPA610.308759	Round Clod Roller	3	Option
	RPA610.308760	Square Clod Roller	3	Option
	RPM160.308066	Hexagonal Clod Roller	3	Option
35	RPC700.309550	Cam Ring	288	
36	RPC700.310221	End Disc (40mm sq)	12	
37	RPC700.310541	14 Finger Star (40mm sq)	288	
38	RPC700.311776	Narrow 14 Finger Star (40mm sq)	3	
39	RPC700.311777	Spacer	3	
40				
41	RPF200.025200	Ø25 External Circlip	9	
42	RPF200.035250	Ø35 External Circlip	12	
43				
44	RPM148.307560	Bush	6	
45	RPM166.311026	Star Shaft	6	
46	RPM178.300392	Spindle	3	
47	RPM182.300390	15T 3/4"Pitch Sprocket	3	
48	RPM182.303897	15T 3/4"Pitch Sprocket	3	35mm wide
49	RPM182.303897A	15T 3/4"Pitch Sprocket	1	32mm wide
50	RPM182.306371	15T 3/4"Pitch Sprocket	6	35mm wide
51	RPM182.306371A	15T 3/4"Pitch Sprocket	2	30mm wide
52	RPM182.309594	18T 3/4"Pitch Sprocket	3	

7.3c

## T2 SPARE PARTS

Machines from Serial No T2-247

Galaxy Star Separator (6 starshafts)

Assy No 59085

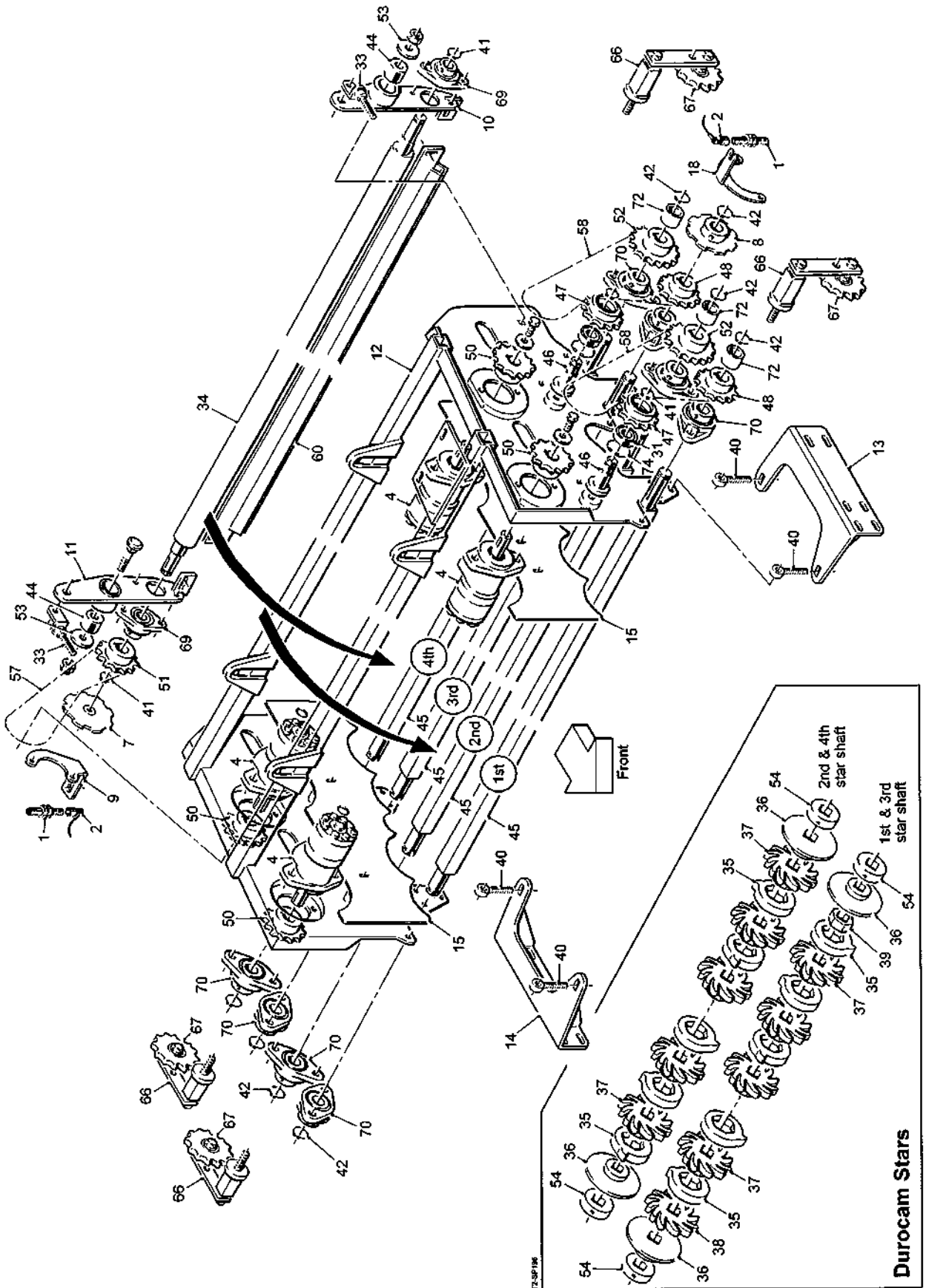
Item	Part No.	Description	Qty.	Remarks
53	RPM196.301965	Washer	6	
54	RPM226.311775	Collar	12	
55				
56	RPT732.620035	3/4"Pitch Drive Chain	1	
57	RPT732.620055	3/4"Pitch Drive Chain	2	
58	RPT732.620062	3/4"Pitch Drive Chain	3	
59				
60	RPW240.301837B	Roller Scraper	3	
61				
62	SS025013/012	Steel Spacer	1	
63	SS030026/003	Steel Spacer	2	
64	SS030026/005	Steel Space	4	
65				
66	RPS568X	Tensioner	6	
67	RPS569	3/4"Pitch Sprocket c/w Bearing	5	
68	RPS569-1	5/8"Pitch Sprocket c/w Bearing	1	
69	SFT25	Bearing	8	
70	SFT35	Bearing	12	
71				
72	SS025017/030	Steel Spacer	12	
73				
74	W0167	Ø52 Internal Circlip	3	
75	W0644/68	5/8"Pitch Drive Chain	1	
		<b>Hydraulic Components Consist Of:</b>		
76	11124	1/2"BSP Dowty Seal	13	
77	11295	1/2"BSPx3/4"BSP M M Adaptor	12	
78				
79				
80	24383	1/2"BSP Male Blanking Plug	1	
81				
82				
83	24131	3/4"Hose Assembly (750mm)	4	
84				
85				
86	41181	3/4"Hose Assembly (850mm)	1	
87	60889	3/4"Hose Assembly (2200mm)	2	
88	60890	3/4"Hose Assembly (2750mm)	1	



Machines from Serial No T2-210

## Galaxy Star Separator (4 starshafts)

Assy No 59085A



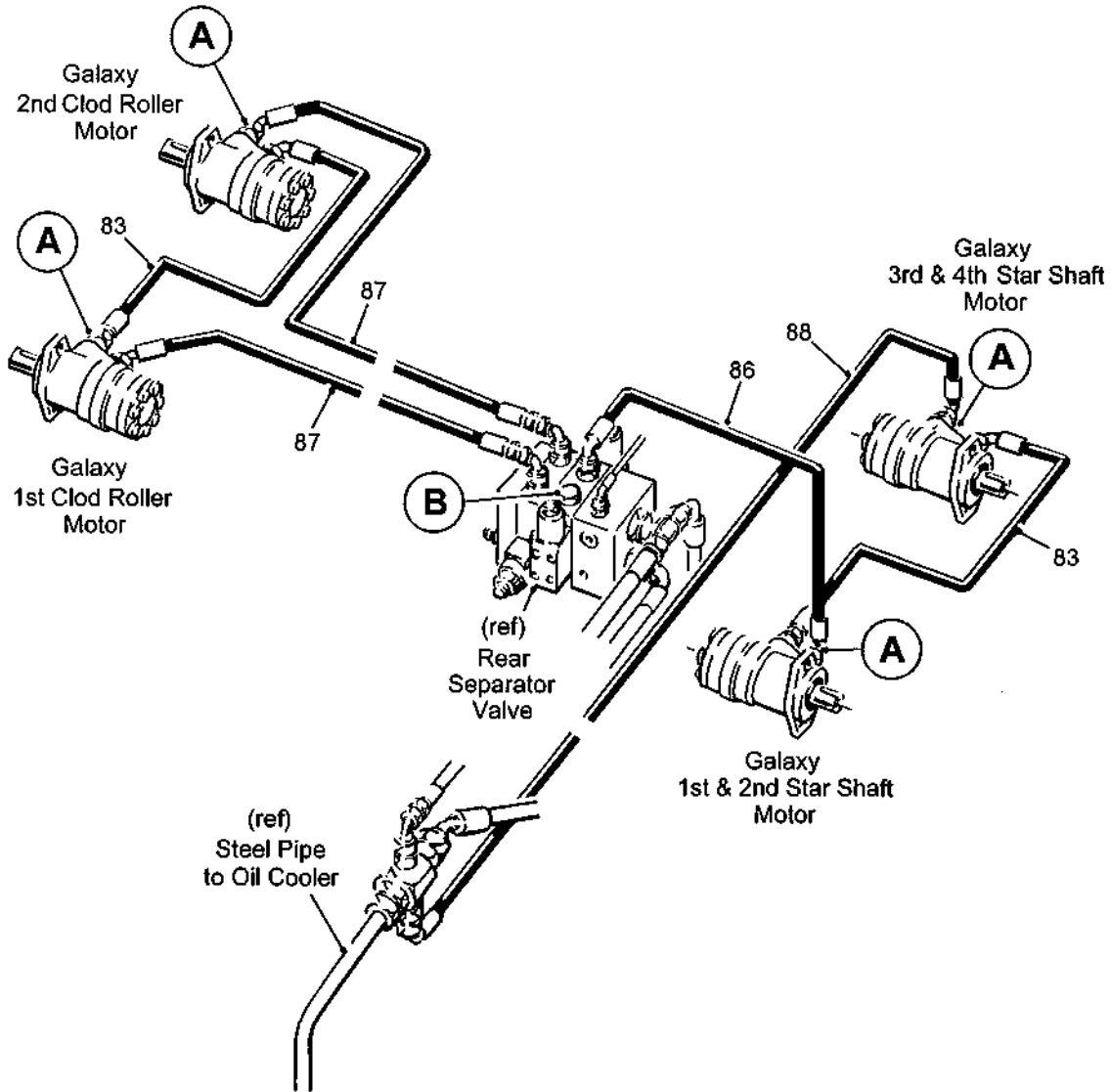
# 7.4a

# T2 SPARE PARTS

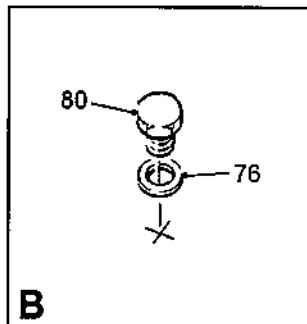
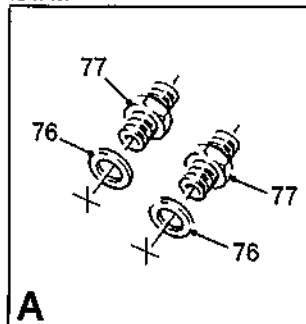
Machines from Serial No T2-210

## Galaxy Star Separator (4 starshafts)

Assy No 59085A



T2-SP197



**T2 SPARE PARTS****7.4b**

Machines from Serial No T2-210

**Galaxy Star Separator (4 starshafts)****Assy No 59085A**

Item	Part No.	Description	Qty.	Remarks
1	32037/1	Proximity Sensor	2	
2	32037/2	Sensor Cable (5m)	2	
3				
4	46855	Hydraulic Motor	4	
5				
6				
7	59276	Sensor Disc	1	
8	59277	Sensor Disc (35mm bore)	1	
9	59479	Sensor Bracket	1	
10	59505	LH Pivot Arm	2	
11	59506	RH Pivot Arm	2	
12	59584A	Galaxy Frame	1	
13	59587A	LH Bottom Support Bracket	1	
14	59588A	RH Bottom Support Bracket	1	
15	59598A	Side Panel	2	
16				
17				
18	62897A	Sensor Bracket	1	
19				
20				
21				
22				
23				
24				
25				
26				
27				
28				
29				
30				
31	62052RS	Bearing	2	
32				
33	RPA610.304444	Adjuster	4	
34	RPA610.308759	Round Clod Roller	2	Option
	RPA610.308760	Square Clod Roller	2	Option
	RPM160.308066	Hexagonal Clod Roller	2	Option
35	RPC700.309550	Cam Ring	196	
36	RPC700.310221	End Disc (40mm sq)	8	
37	RPC700.310541	14 Finger Star (40mm sq)	194	
38	RPC700.311776	Narrow 14 Finger Star (40mm sq)	2	
39	RPC700.311777	Spacer	2	
40	RPF120.116095	M16 Eye Bolt	4	
41	RPF200.025200	Ø25 External Circlip	7	
42	RPF200.035250	Ø35 External Circlip	8	
43				
44	RPM148.307560	Bush	4	
45	RPM166.311026	Star Shaft	4	
46	RPM178.300392	Spindle	2	
47	RPM182.300390	15T 3/4"Pitch Sprocket	2	
48	RPM182.303897	15T 3/4"Pitch Sprocket	2	35mm wide
49				
50	RPM182.306371	15T 3/4"Pitch Sprocket	4	35mm wide
51	RPM182.306371A	15T 3/4"Pitch Sprocket	2	30mm wide
52	RPM182.309594	18T 3/4"Pitch Sprocket	2	

## 7.4c

## T2 SPARE PARTS

Machines from Serial No T2-210

Galaxy Star Separator (4 starshafts)

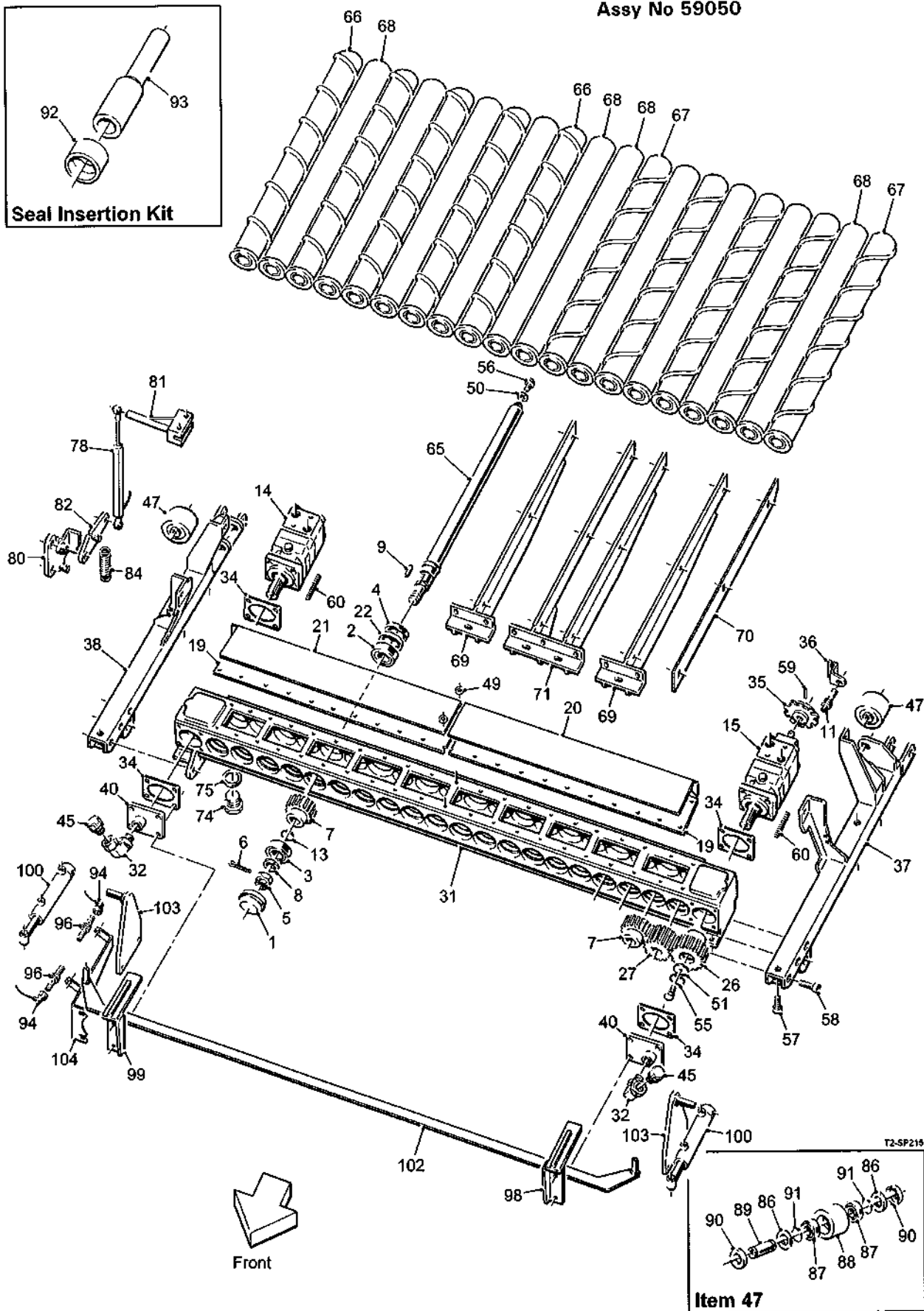
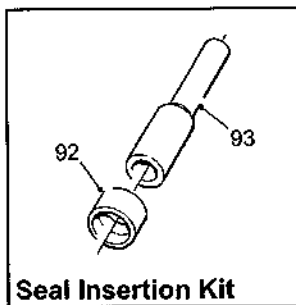
Assy No 59085A

Item	Part No.	Description	Qty.	Remarks
53	RPM196.301965	Washer	4	
54	RPM226.311775	Collar	8	
55				
56				
57	RPT732.620055	3/4"Pitch Drive Chain	2	
58	RPT732.620062	3/4"Pitch Drive Chain	2	
59				
60	RPW240.3018378	Roller Scraper	2	
61				
62				
63				
64				
65				
66	RPS568X	Tensioner	4	
67	RPS569	Tensioner Sprocket Complete	4	
68				
69	SFT25	Bearing	4	
70	SFT35	Bearing	8	
71				
72	SS038026/026	Steel Spacer	3	
73				
74	W0167	Ø52 Internal Circlip	2	
75				
		<b>Hydraulic Components Consist Of:</b>		
76	11124	1/2"BSP Dowty Seal	13	
77	11295	1/2"BSPx3/4"BSP M M Adaptor	12	
78				
79				
80	24383	1/2"BSP Male Blanking Plug	1	
81				
82				
83	24131	3/4"Hose Assembly (750mm)	2	Was 42341
84				
85				
86	41181	3/4"Hose Assembly (850mm)	1	Was 60042
87	60889	3/4"Hose Assembly (2200mm)	2	Was 60678
88	60890	3/4"Hose Assembly (2750mm)	1	Was 60679

Machines from Serial No T2-210

## Roller Table Separator

Assy No 59050



## 8.1a

## T2 SPARE PARTS

Machines from Serial No T2-210

## Roller Table Separator

Assy No 59050

Item	Part No.	Description	Qty.	Remarks
1	27841	End Cap	20	
2	27843	Bearing Cup & Cone	20	
3	27844	Bearing Cup & Cone	20	
4	27895A	Oil Seal	20	
5	27917	Slotted Nut	20	
6	27918	Split Pin	22	
7	27937	35T Gear	18	
8	27942	Flat Washer	20	
9	27948	RBE Key	20	
10				
11	32037/1	Proximity Sensor	1	
12				
13	37086	1 1/2" External Circlip	20	
14	37754	Hydraulic Motor	1	
15	37754A	Hydraulic Motor (with tacho shaft)	1	
16				
17				
18				
19	46333-20	Gearbox Cover Plate	2	
20	46334-20LH	LH Stainless Steel Panel	1	
21	46334A-20RH	RH Stainless Steel Panel	1	
22	46406	Steel Spacer	20	
23				
24				
25				
26	51651	45T Motor Gear	2	
27	51652	35T 1st Shaft Gear	2	
28				
29				
30				
31	59734	20 Roller Gearcase	1	
32	60705	3/4" BSP M F 90° Elbow	2	
33				
34	62465	Gasket	4	
35	62798	Sensor Disc	1	
36	62799	Sensor Mounting	1	
37	62893	LH Mounting	1	
38	62894	RH Mounting	1	
39				
40	64120	Filler/Breather Mounting	2	
41				
42				
43				
44				
45	DWS538	Filler/Breather Cap	2	
46				
47	KA16023	Ø80 Roller Assembly	2	(see list at end)
48				
49	SS020007/001	Steel Spacer	2	
50	SS030011/005	Steel Spacer	20	
51	SS050011/005	Steel Spacer	2	
52				
53				
54				
55	TH00932252	Ø50 Internal Circlip	2	

**T2 SPARE PARTS****8.1b**

Machines from Serial No T2-210

**Roller Table Separator****Assy No 59050**

Item	Part No.	Description	Qty.	Remarks
56	22011010/025	M10x25 Setscrew	20	
57	22015010/030	M10x30 Cap Head Screw	2	
58	22015012/030	M12x30 Cap Head Screw	6	
59	22067003/020	Ø3x20 Roll Pin	1	
60	22106010/055	M10x55 Motor Stud	8	
61				
62				
63				
64				
65	59622	Roller Shaft (800mm)	20	
	27840S	Roller Shaft (975mm)	20	
66	59623LGSR	800mm Ø75/Ø95 LH Spiral Roller	5	
	59623LSG	800mm Ø80/Ø95 LH Spiral Roller	5	
	37057E	975mm Ø75/Ø95 LH Spiral Roller	5	
	37783B	975mm Ø80/Ø95 LH Spiral Roller	5	
	64158SLH	800mm Steel LH Spiral Roller	5	
67	59623RGSR	800mm Ø75/Ø95 RH Spiral Roller	5	
	59623RSG	800mm Ø80/Ø95 RH Spiral Roller	5	
	37057A	975mm Ø75/Ø95 RH Spiral Roller	5	
	37783A	975mm Ø80/Ø95 RH Spiral Roller	5	
	64158SRH	800mm Steel RH Spiral Roller	5	
68	59624B	800mm Ø82 Plain Roller	10	
	59624C	800mm Ø74 Plain Roller	10	
	37057B	975mm Ø82 Plain Roller	10	
	37057C	975mm Ø74 Plain Roller	10	
	64158A	800mm Ø2.75" Steel Plain Roller	10	
	64158B	800mm Ø3" Steel Plain Roller	10	
	64158C	800mm Ø3.25" Steel Plain Roller	10	
69	59735	Scraper Mounting (800mm)	8	
	44779	Scraper Mounting (975mm)	8	
70	59736	Scraper Blade (800mm)	10	
	46908	Scraper Blade (975mm)	10	
71	59825	Double Scraper Mounting (800mm)	1	
	59825A	Double Scraper Mounting (975mm)	1	
72				
73				
74	11116	1"BSP Blanking Plug	1	
75	11122	1"BSP Dowty Seal	1	
76				
77				
78	55122	Sensor	1	
79				
80	62724	Sensor Link Arm Mounting	1	
81	62827	Sensor Mounting	1	
82	62828	Sensor Link Arm	1	
83				
84	KA35165	Tension Spring	1	
85				

**8.1c****T2 SPARE PARTS**

Machines from Serial No T2-210

**Roller Table Separator**

Assy No 59050

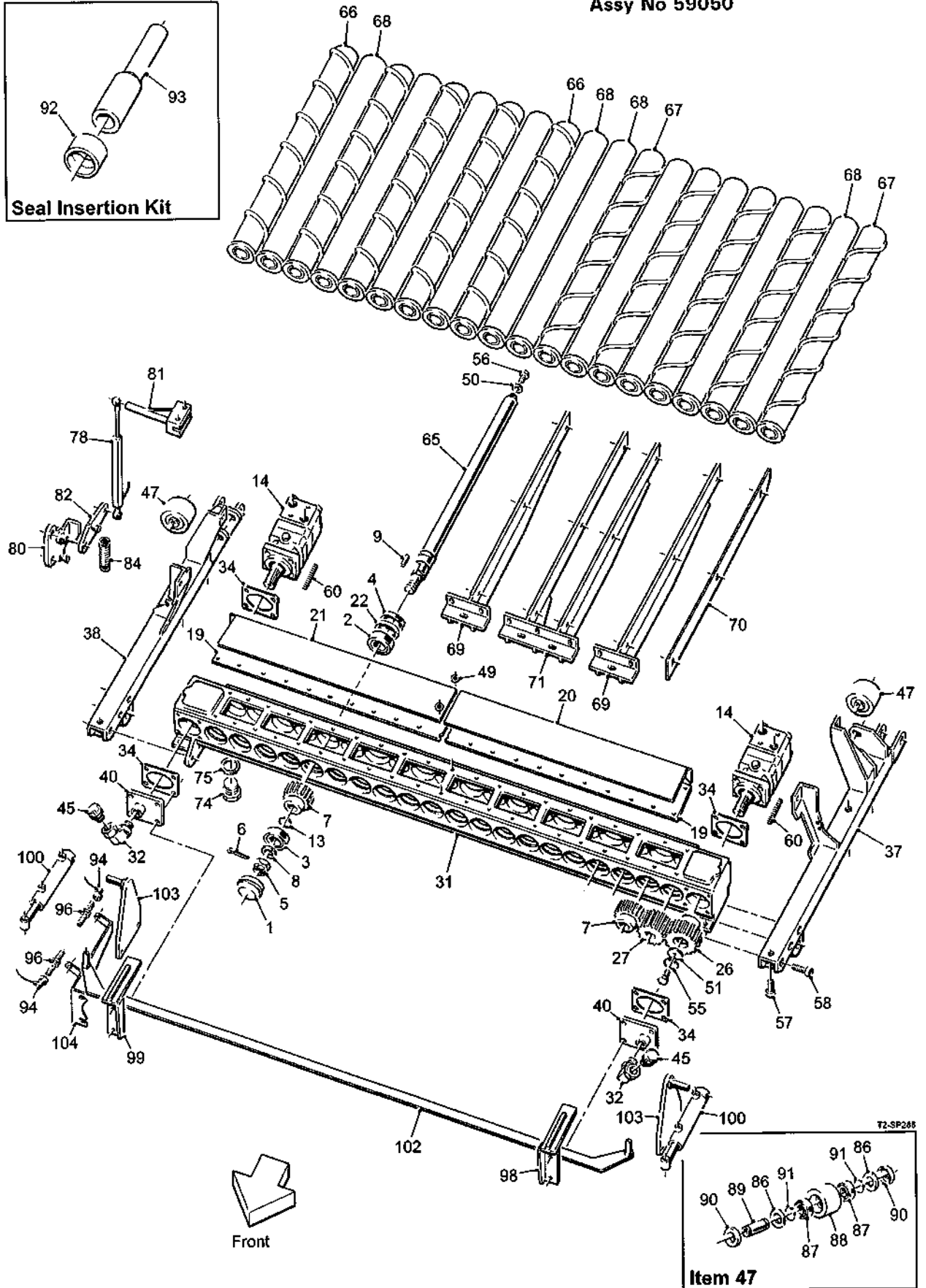
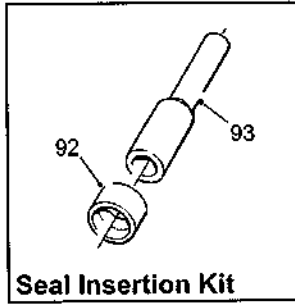
Item	Part No.	Description	Qty.	Remarks
	<b>KA16023</b>	<b>Ø80 Roller Assembly Consists Of:</b>		
86	0000300504	Felt Seal	2	
87	6005RS	Bearing	2	
88	KA16023/1	Plain Steel Roller	1	
89	KA16021/4	Open Bore Spindle	1	
90	PH408	Seal	2	
91	PS843	Ø25 External Circlip	2	
	<b>37145</b>	<b>Seal Insertion Kit Consists Of:</b>		
92	37146	Seal Compression Ring	1	
93	37147	Slide Hammer	1	
	<b>64127</b>	<b>Scraper Bar Assembly Consists Of:</b>		
94	32037/2	Sensor Cable (5m)	2	
95				
96	41504	Sensor	2	
97				
98	63110L	Scraper Retainer LH	1	
99	63110R	Scraper Retainer RH	1	
100	63113	Hydraulic Ram	2	
101				
102	64125	Scraper Bar	1	
103	64126	Ram Bracket	2	
104	64142	Sensor Mounting	1	



Machines from Serial No T2-239

## Roller Table Separator

Assy No 59050



## 8.1a

## T2 SPARE PARTS

Machines from Serial No T2-239

## Roller Table Separator

Assy No 59050

Item	Part No.	Description	Qty.	Remarks
1	27841	End Cap	20	
2	27843	Bearing Cup & Cone	20	
3	27844	Bearing Cup & Cone	20	
4	27895A	Oil Seal	20	
5	27917	Slotted Nut	20	
6	27918	Split Pin	22	
7	27937	35T Gear	18	
8	27942	Flat Washer	20	
9	27948	RBE Key	20	
10				
11				
12				
13	37086	1 1/2" External Circlip	20	
14	37754	Hydraulic Motor	2	
15				
16				
17				
18				
19	46333-20	Gearbox Cover Plate	2	
20	46334-20LH	LH Stainless Steel Panel	1	
21	46334A-20RH	RH Stainless Steel Panel	1	
22	46406	Steel Spacer	20	
23				
24				
25				
26	51651	45T Motor Gear	2	
27	51652	35T 1st Shaft Gear	2	
28				
29				
30				
31	59734	20 Roller Gearcase	1	
32	60705	3/4" BSP M F 90° Elbow	2	
33				
34	62465	Gasket	4	
35				
36				
37	62893	LH Mounting	1	
38	62894	RH Mounting	1	
39				
40	64120	Filler/Breather Mounting	2	
41				
42				
43				
44				
45	DWS538	Filler/Breather Cap	2	
46				
47	KA16023	Ø80 Roller Assembly	2	(see list at end)
48				
49	SS020007/001	Steel Spacer	2	
50	SS030011/005	Steel Spacer	20	
51	SS050011/005	Steel Spacer	2	
52				
53				
54				
55	TH00932252	Ø50 Internal Circlip	2	

**T2 SPARE PARTS****8.1b**

Machines from Serial No T2-239

**Roller Table Separator****Assy No 59050**

Item	Part No.	Description	Qty.	Remarks
56	22011010/025	M10x25 Setscrew	20	
57	22015010/030	M10x30 Cap Head Screw	2	
58	22015012/030	M12x30 Cap Head Screw	6	
59				
60	22106010/055	M10x55 Motor Stud	8	
61				
62				
63				
64				
65	59622	Roller Shaft (800mm)	20	
	27840S	Roller Shaft (975mm)	20	
66	59623LGSR	800mm Ø75/Ø95 LH Spiral Roller	5	
	59623LSG	800mm Ø80/Ø95 LH Spiral Roller	5	
	37057E	975mm Ø75/Ø95 LH Spiral Roller	5	
	37783B	975mm Ø80/Ø95 LH Spiral Roller	5	
	64158SLH	800mm Steel LH Spiral Roller	5	
67	59623RGSR	800mm Ø75/Ø95 RH Spiral Roller	5	
	59623RSG	800mm Ø80/Ø95 RH Spiral Roller	5	
	37057A	975mm Ø75/Ø95 RH Spiral Roller	5	
	37783A	975mm Ø80/Ø95 RH Spiral Roller	5	
	64158SRH	800mm Steel RH Spiral Roller	5	
68	59624B	800mm Ø82 Plain Roller	10	
	59624C	800mm Ø74 Plain Roller	10	
	37057B	975mm Ø82 Plain Roller	10	
	37057C	975mm Ø74 Plain Roller	10	
	64158A	800mm Ø2.75" Steel Plain Roller	10	
	64158B	800mm Ø3" Steel Plain Roller	10	
	64158C	800mm Ø3.25" Steel Plain Roller	10	
69	59735	Scraper Mounting (800mm)	8	
	44779	Scraper Mounting (975mm)	8	
70	59736	Scraper Blade (800mm)	10	
	46908	Scraper Blade (975mm)	10	
71	59825	Double Scraper Mounting (800mm)	1	
	59825A	Double Scraper Mounting (975mm)	1	
72				
73				
74	11116	1"BSP Blanking Plug	1	
75	11122	1"BSP Dowty Seal	1	
76				
77				
78	55122	Sensor	1	
79				
80	62724	Sensor Link Arm Mounting	1	
81	62827	Sensor Mounting	1	
82	62828	Sensor Link Arm	1	
83				
84	KA35165	Tension Spring	1	
85				

**8.1c****T2 SPARE PARTS**

Machines from Serial No T2-239

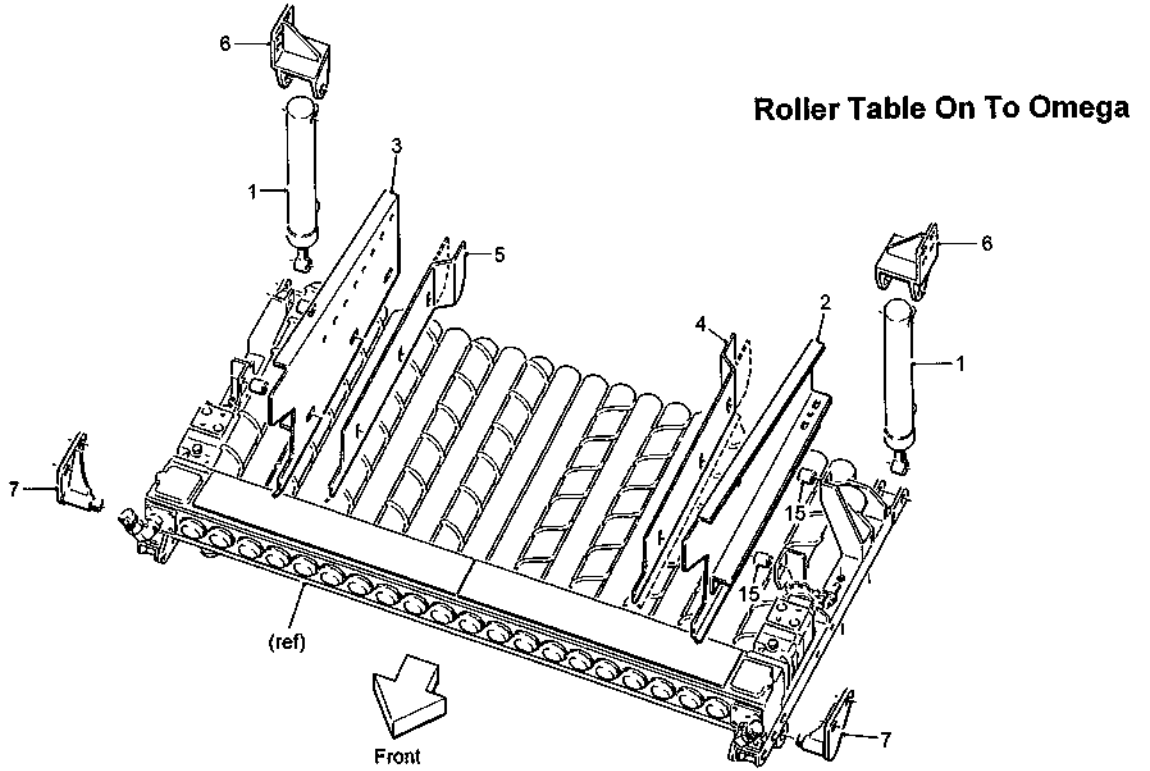
**Roller Table Separator**

Assy No 59050

Item	Part No.	Description	Qty.	Remarks
	<b>KA16023</b>	<b>Ø80 Roller Assembly Consists Of:</b>		
86	0000300504	Felt Seal	2	
87	6005RS	Bearing	2	
88	KA16023/1	Plain Steel Roller	1	
89	KA16021/4	Open Bore Spindle	1	
90	PH408	Seal	2	
91	PS843	Ø25 External Circlip	2	
	<b>37145</b>	<b>Seal Insertion Kit Consists Of:</b>		
92	37146	Seal Compression Ring	1	
93	37147	Slide Hammer	1	
	<b>64127</b>	<b>Scraper Bar Assembly Consists Of:</b>		
94	32037/2	Sensor Cable (5m)	2	
95				
96	41504	Sensor	2	
97				
98	63110L	Scraper Retainer LH	1	
99	63110R	Scraper Retainer RH	1	
100	63113	Hydraulic Ram	2	
101				
102	64125	Scraper Bar	1	
103	64126	Ram Bracket	2	
104	64142	Sensor Mounting	1	

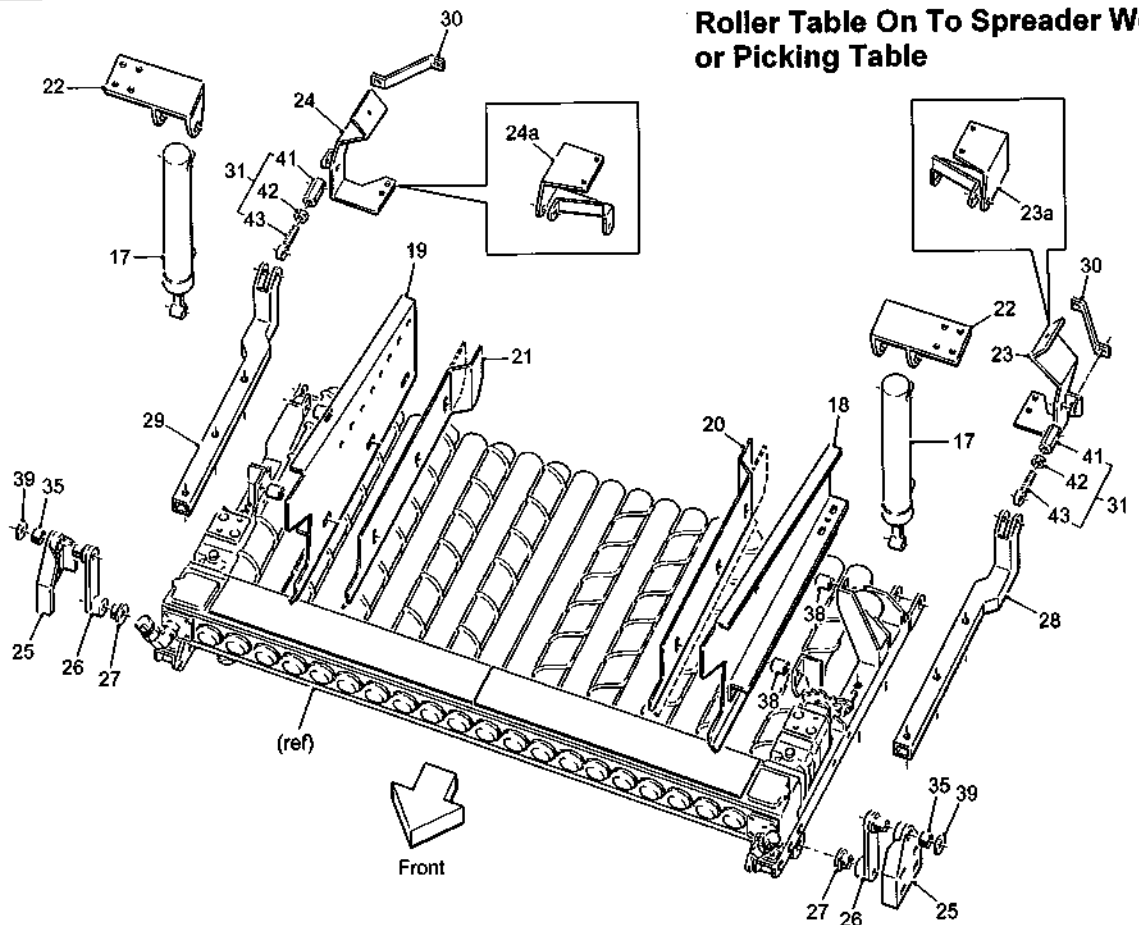
Machines from Serial No T2-210

**Additional Components for Roller Tables**



T2-SP216

**Roller Table On To Spreader Web or Picking Table**

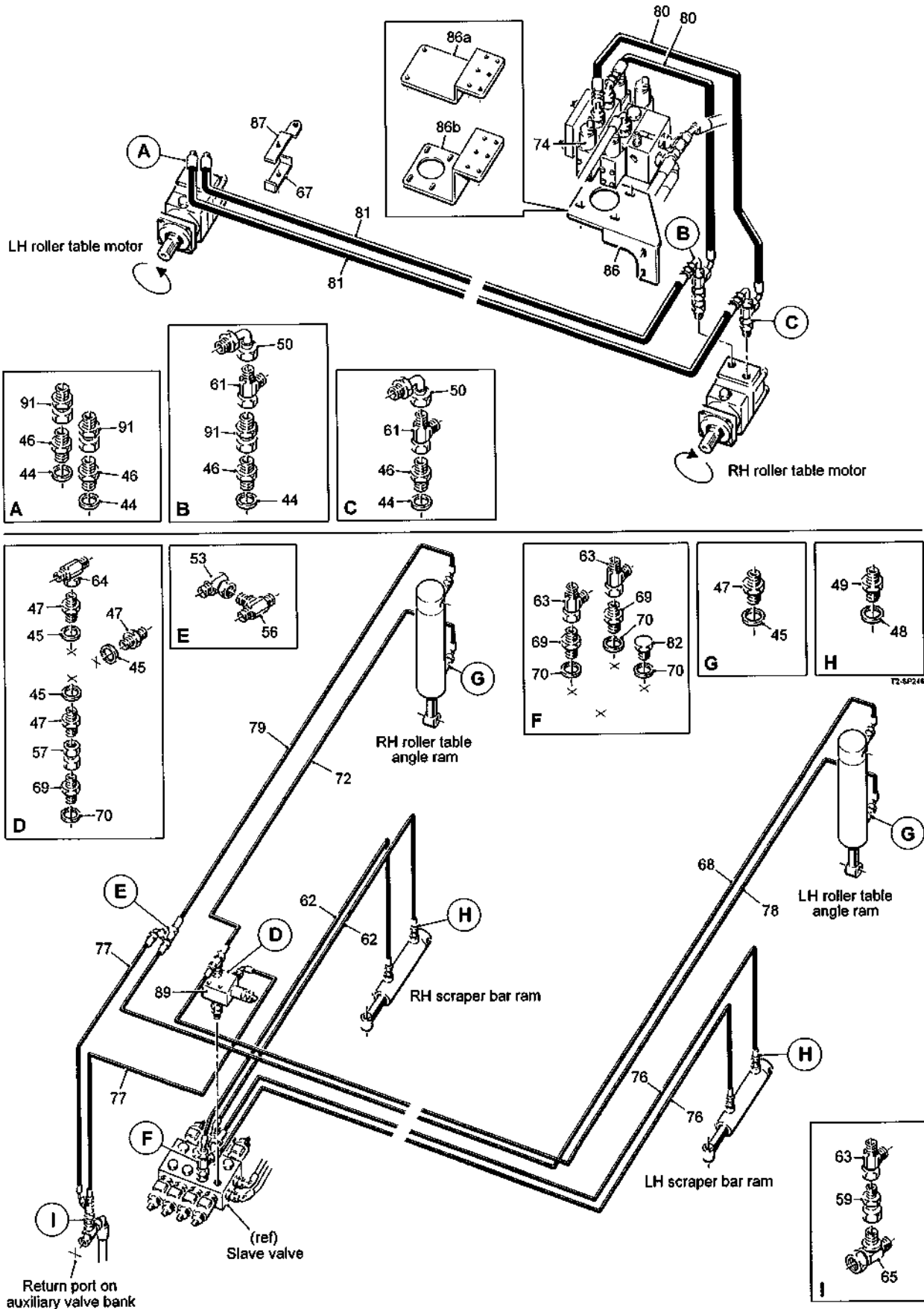


# 8.2a

# T2 SPARE PARTS

Machines from Serial No T2-210

## Additional Components for Roller Tables



**T2 SPARE PARTS****8.2b**

Machines from Serial No T2-210

**Additional Components for Roller Tables**

Item	Part No.	Description	Qty.	Remarks
		<b>Roller Table On To Omega</b>		
		<b>Consists Of:</b>		
1	61008A	Hydraulic Ram (180mm stroke)	2	-
	61008C	Hydraulic Ram (150mm stroke)	2	Used on build 62762H
	61008G	Hydraulic Ram (80mm stroke)	2	Used on build 62762E
2	62716	Side Panel LH (800mm rollers)	1	
	62716A	Side Panel LH (975mm rollers)	1	
3	62717	Side Panel RH (800mm rollers)	1	
	62717A	Side Panel RH (975mm rollers)	1	
4	62718C	Stainless Panel LH (800mm rollers)	1	
	62718D	Stainless Panel LH (975mm rollers)	1	
5	62719C	Stainless Panel RH (800mm rollers)	1	
	62719D	Stainless Panel RH (975mm rollers)	1	
6	62721B	Ram Mounting (front)	2	
7	62722	Table Pivot Bracket LH	1	
8	62723	Table Pivot Bracket RH	1	
9				
10				
11				
12				
13				
14				
15	SS030017/040	Steel Spacer	4	
16	SS030017/060	Steel Spacer	4	Used on build 62762F
		<b>Roller Table On To Spreader Web or Picking Table Consists Of:</b>		
17	61008	Hydraulic Ram (230mm stroke)	2	Used on build 62762D & 62762S
	61008B	Hydraulic Ram (115mm stroke)	2	-
	61008D	Hydraulic Ram (130mm stroke)	2	Used on build 62762F & 62762J
18	62716	Side Panel LH (800mm rollers)	1	
	62716A	Side Panel LH (975mm rollers)	1	
19	62717	Side Panel RH (800mm rollers)	1	
	62717A	Side Panel RH (975mm rollers)	1	
20	62718C	Stainless Panel LH (800mm rollers)	1	
	62718D	Stainless Panel LH (975mm rollers)	1	
21	62719C	Stainless Panel RH (800mm rollers)	1	
	62719D	Stainless Panel RH (975mm rollers)	1	
22	62721	Ram Mounting (rear)	2	
23	62801	Link Bracket LH (for spreader web)	1	
23a	62809	Link Bracket LH (for picking table)	1	

Machines from Serial No T2-210

## Additional Components for Roller Tables

Item	Part No.	Description	Qty.	Remarks
24	62802	Link Bracket RH (for spreader web)	1	
24a	62810	Link Bracket RH (for picking table)	1	
25	62820	Table Pivot Bracket	2	
26	62821	Table Pivot Arm (150mm centres)	2	
	62821A	Table Pivot Arm (165mm centres)	2	
27	62822	Top Hat Spacer	2	
28	62899L	Link Arm LH	1	
29	62899R	Link Arm RH	1	
30	62907	Brace (for spreader web only)	2	
31	62919	Adjustable Pivot Link Complete	2	(see list at end)
32				
33				
34				
35	12286	Oilite Bush	2	
36				
37				
38	SS030017/040	Steel Spacer	4	
	SS030017/060	Steel Spacer	4	Used with build 62762F
39	SS040013/005	Steel Spacer	2	
40				
	<b>62919</b>	<b>Adjustable Pivot Link Consists Of:</b>		
41	62919A	Female Pivot	1	
42	220340012	M12 Half Nut	1	
43	RPF120.112070	M12x70 Swing Bolt	1	
		<b>Hydraulic Components Consist Of:</b>		
44	11124	1/2"BSP Dowty Seal	4	
45	11125	3/8"BSP Dowty Seal	7	
46	11295	1/2"BSPx3/4"BSP M M Adaptor	4	
47	11336	1/4"BSPx3/8"BSP M M Adaptor	7	
48	11337	1/4"BSP Dowty Seal	4	
49	12316	1/4"BSP M M Adaptor	4	
50	12350	3/4"BSP M F Swept 90°Adaptor	2	
51				
52				
53	32474	1/4"BSP M F Compact 90°Adaptor	1	
54				
55				
56	27449	1/4"BSP M M M Tee	1	
57	27450	1/4"BSP F F Swivel Adaptor	1	
58				
59	31099	1/4"BSPMx1/2"BSPF Swivel Adaptor	1	
60				
61	32512	3/4"BSP F M M Tee	2	
62	36229	1/4"Hose Assembly (2500mm)	2	
63	37197	1/4"BSP F M M Tee	3	
64	37199	1/4"BSP M M F Tee	1	
65	37367	1/2"BSP F M M Tee	1	
66				
67	62966	Pipe Clamp	4	



**T2 SPARE PARTS****8.2d**

Machines from Serial No T2-210

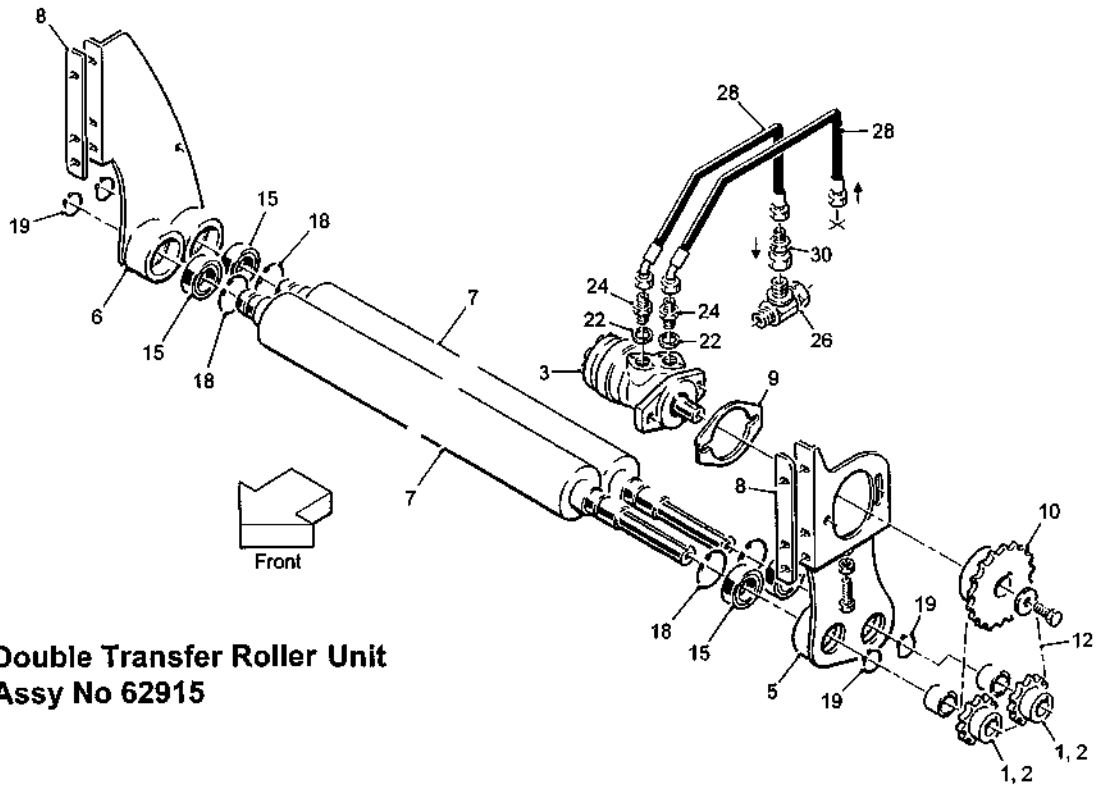
**Additional Components for Roller Tables**

Item	Part No.	Description	Qty.	Remarks
68	44111	1/4"Hose Assembly (4800mm)	1	
69	44207	M14x1/4"BSP M M Adaptor	3	
70	44208	M14 Dowty Seal	4	
71				
72	46255	1/4"Hose Assembly (3000mm)	1	
73				
74	59107/1	Valve Section (80 Ltr/min)	1	
75				
76	60534	1/4"Hose Assembly (5340mm)	2	
77	60201	1/4"Hose Assembly (1100mm)	2	
78	60699	1/4"Hose Assembly (5200mm)	1	
79	60597	1/4"Hose Assembly (2600mm)	1	
80	60488	3/4"Hose Assembly (1050mm)	2	
81	60750	3/4"Hose Assembly (3000mm)	2	
82	60710	M14 Blanking Plug	1	
83				
84				
85				
86	62464	Valve Plate	1	
86a	62830	Valve Plate	1	
86b	62830A	Valve Plate	1	
87	64041	Pipe Clamp Mount	4	
88				
89	RPS935	Pressure Relief Valve (60 bar)	1	
90				
91	TBMW338	3/4"BSP M F Swivel Adaptor	3	



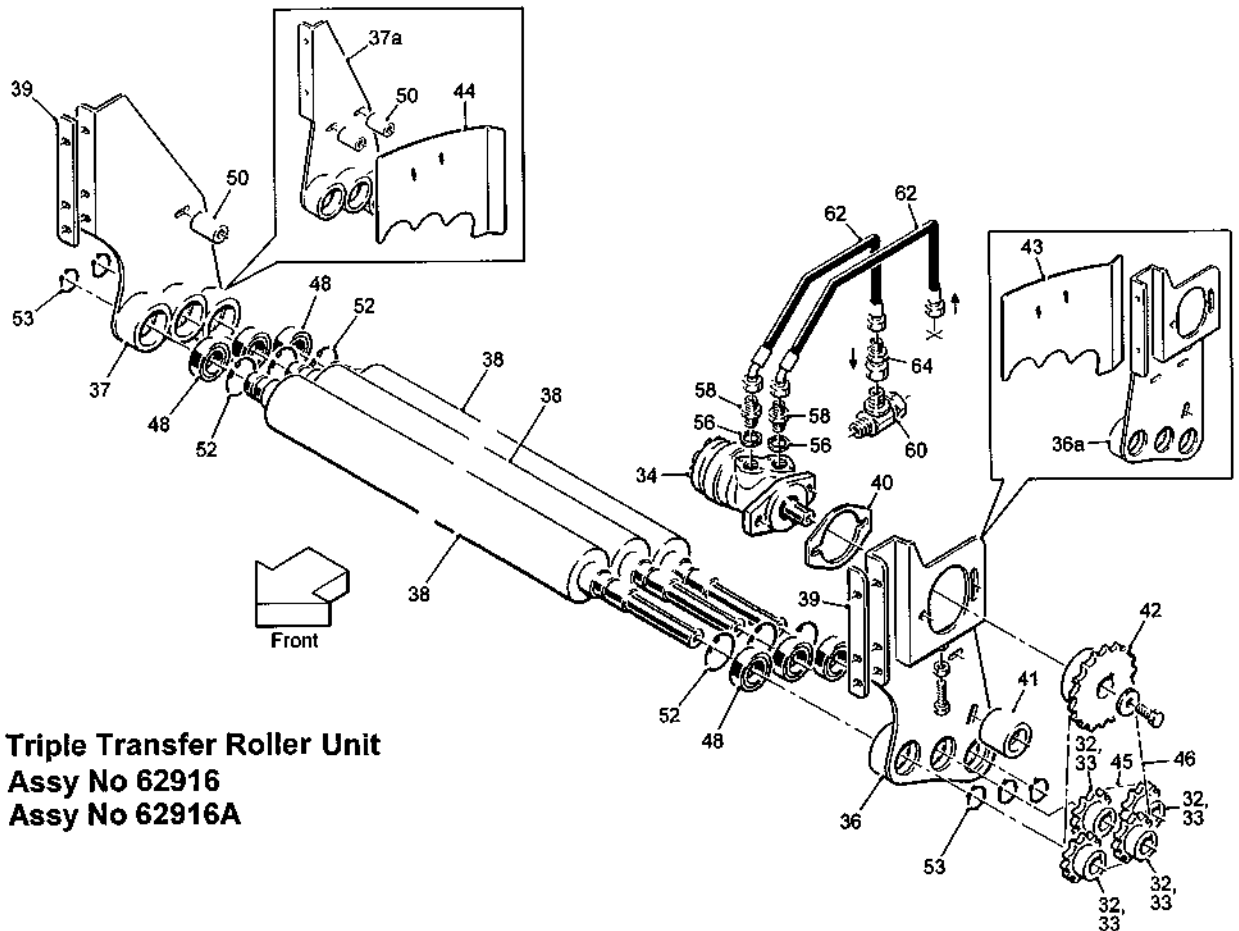
Machines from Serial No T2-210

**Double & Triple Transfer Roller Units**



**Double Transfer Roller Unit  
Assy No 62915**

T2-SP235



**Triple Transfer Roller Unit  
Assy No 62916  
Assy No 62916A**

## 9.1a

## T2 SPARE PARTS

Machines from Serial No T2-210

## Double &amp; Triple Transfer Roller Units

Item	Part No.	Description	Qty.	Remarks
	<b>62915</b>	<b>Double Transfer Roller Assembly</b>		
		<b>Consists Of:</b>		
1	64425	13T 5/8"Pitch Sprocket	2	Prior to 2019 was 44610
2	64424	Taperlock Bush	2	
3	46855	Hydraulic Motor	1	
4				
5	62708	LH Roller Mounting	1	
6	62709	RH Roller Mounting	1	
7	62710	Steel Transfer Roller	2	
8	62795/5	5mm Spacer Plate	a/r	
	62795/10	10mm Spacer Plate	a/r	
9	62832A	Motor Spacer	1	
10	62887	26T 5/8"Pitch Sprocket	1	
11				
12	-	5/8"Pitch Drive Chain	1	
13				
14				
15	60062RS	Bearing	4	
16				
17				
18	W0111	Ø55 Internal Circlip	4	
19	W0166	Ø30 External Circlip	4	
20				
21				
		<b>Hydraulic Components Consistd Of:</b>		
22	11124	1/2"BSP Dowty Seal	2	
23				
24	12315	1/2"BSP M M Adaptor	2	
25				
26	32512	3/4"BSP F M M Tee	1	
27				
28	60714	1/2"Hose Assembly (600mm)	2	
29				
30	TBMW659	1/2"BSPMx3/4"BSPF Swivel Adaptor	1	
31				
	<b>62916 &amp; 62916A</b>	<b>Triple Transfer Roller Assembly</b>		
		<b>Consists Of:</b>		
32	64425	13T 5/8"Pitch Sprocket	4	Prior to 2019 was 44610
33	64424	Taperlock Bush	4	
34	46855	Hydraulic Motor	1	
35				
36	62708C	LH Roller Mounting	1	
36a	62708E	LH Roller Mounting	1	Assy 62916
37	62709C	RH Roller Mounting	1	Assy 62916A
37a	62709E	RH Roller Mounting	1	Assy 62916
38	62710	Steel Transfer Roller	3	Assy 62916A
39	62795/5	5mm Spacer Plate	a/r	
	62795/10	10mm Spacer Plate	a/r	

**T2 SPARE PARTS****9.1b**

Machines from Serial No T2-210

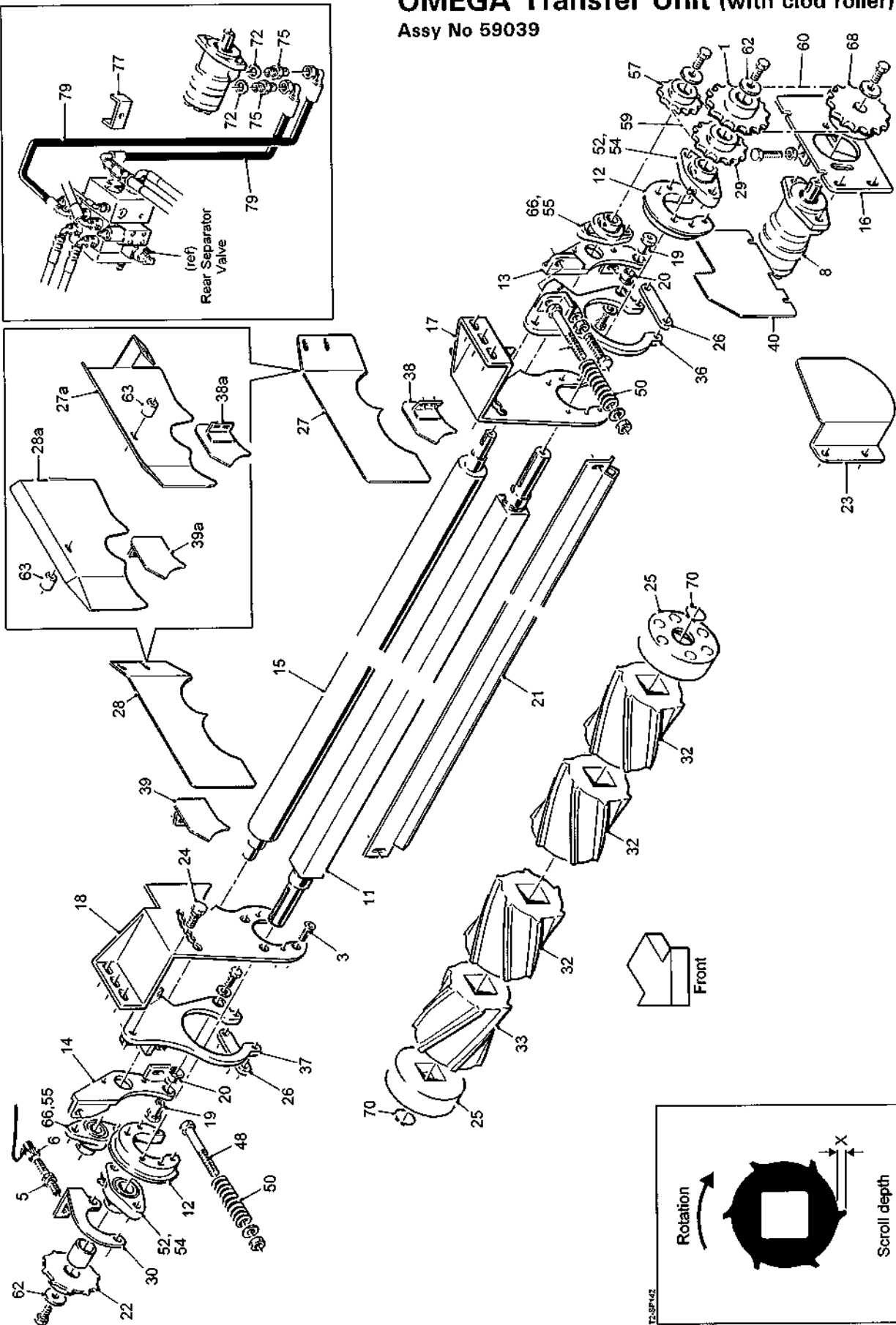
**Double & Triple Transfer Roller Units**

Item	Part No.	Description	Qty.	Remarks
40	62832A	Motor Spacer	1	
41	62844C	Chain Tensioner Roller	1	
42	62887	26T 5/8"Pitch Sprocket	1	
43	64129	Side Panel LH	1	Assy 62916A only
44	64130	Side Panel RH	1	Assy 62916A only
45	W0644/23	5/8"Pitch Drive Chain	1	
46	W0644/62	5/8"Pitch Drive Chain	1	
47				
48	60062RS	Bearing	6	
49				
50	SS025011/050	Steel Spacer	2	Qty. x4 on assy 62916A
51				
52	W0111	Ø55 Internal Circlip	6	
53	W0166	Ø30 External Circlip	6	
54				
55				
		<b>Hydraulic Components Consistdt Of:</b>		
56	11124	1/2"BSP Dowty Seal	2	
57				
58	12315	1/2"BSP M M Adaptor	2	
59				
60	32512	3/4"BSP F M M Tee	1	
61				
62	60714	1/2"Hose Assembly (600mm)	2	
63				
64	TBMW659	1/2"BSPMx3/4"BSPF Swivel Adaptor	1	



Machines from Serial No T2-210

**OMEGA Transfer Unit (with clod roller)**  
 Assy No 59039



**9.2a****T2 SPARE PARTS**

Machines from Serial No T2-210

**OMEGA Transfer Unit (with clod roller)****Assy No 59039**

Item	Part No.	Description	Qty.	Remarks
1	11833	21T 3/4"Pitch Sprocket	1	
2				
3	22016010/020	M10x20 CSK Socket Head Screw	8	
4				
5	32037/1	Proximity Sensor	1	
6	32037/4	Sensor Cable (10m)	1	
7				
8	37897	Hydraulic Motor	1	
9				
10				
11	59136/1800	Scroll Shaft	1	
12	59143	Bearing Boss	2	
13	59146	LH Clod Roller Plate	1	
14	59147	RH Clod Roller Plate	1	
15	59156	Steel Clod Roller	1	
16	59157	Motor Plate	1	
17	59160	LH Mounting Plate	1	
18	59161	RH Mounting Plate	1	
19	59162	Pivot Pin	2	
20	59163	Pivot Flange Bush	2	
21	59164/1800	Clod Roller Scraper	1	
22	59277	Sensor Disc	1	
23	59282	Guard	1	
24	59346	Location Bolt	2	
25	59348	End Cap	2	Steel End Cap 59348S
26	59352	Carrier Plate Tie	2	
27	59422A	LH Deflector	1	
27a	64428L	LH Deflector	1	Used with spreader web
28	59423A	RH Deflector	1	
28a	64428R	RH Deflector	1	Used with spreader web
29	59463	18T 3/4"Pitch Sprocket	1	
30	59479	Sensor Bracket	1	
31				
32	59934S	LH Scroll (X = 10mm)	9	Option
	59936S	LH Scroll (X = 6mm)	9	Option
33	59935S	RH Scroll (X = 10mm)	1	Option
	59937S	RH Scroll (X = 6mm)	1	Option
34				
35				
36	62648	LH Carrier Plate	1	
37	62649	RH Carrier Plate	1	
38	62668	LH Deflector Plate (tapered)	1	
38a	62652	LH Deflector Plate	1	Used with spreader web
39	62669	RH Deflector Plate (tapered)	1	
39a	62653	RH Deflector Plate	1	Used with spreader web
40	62933	Deflector Plate	1	
41				
42				
43				
44				
45				
46				
47				
48	22012016/140	M16x140 Bolt	2	




**T2 SPARE PARTS****9.2b**

Machines from Serial No T2-210

**OMEGA Transfer Unit (with clod roller)**

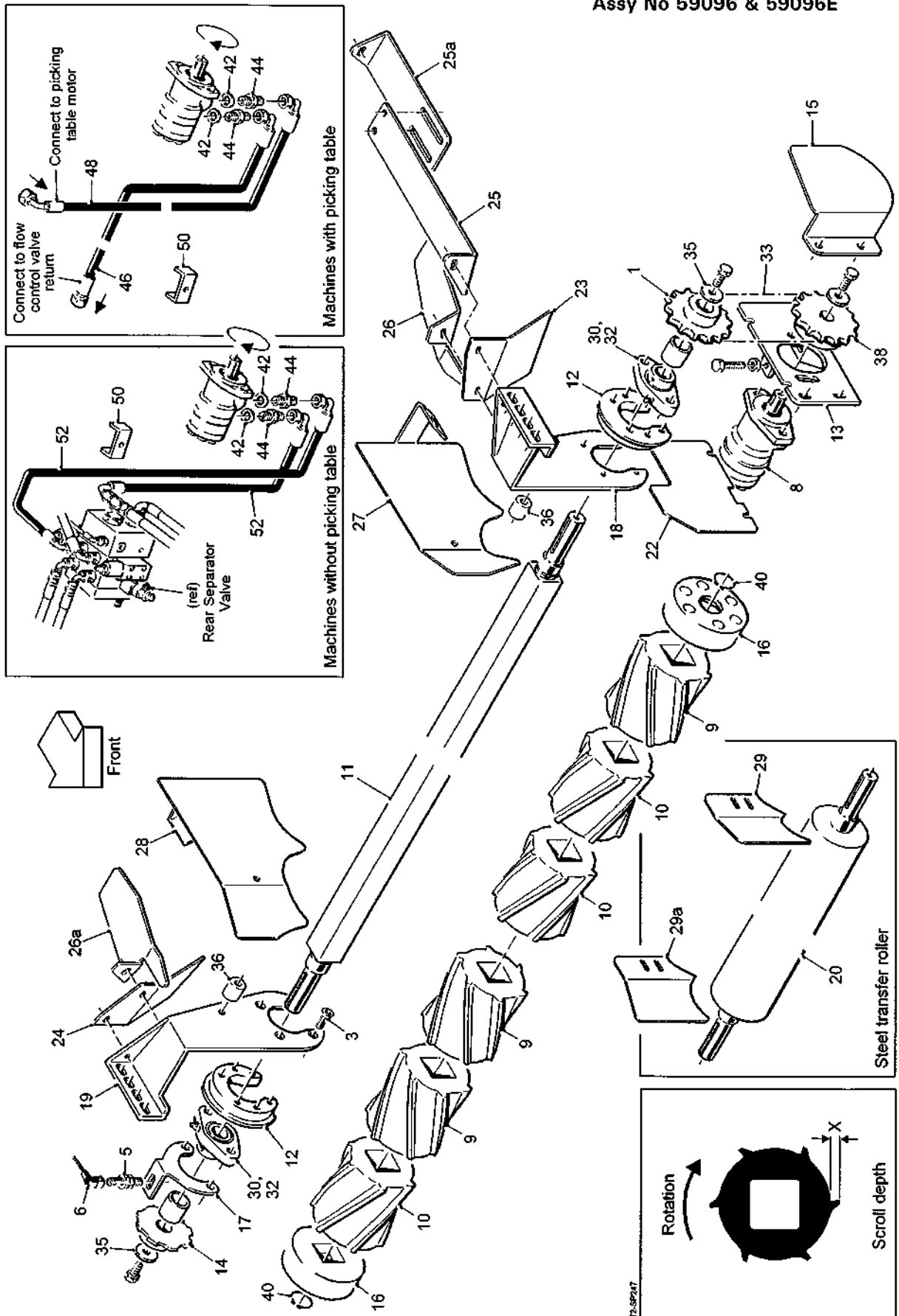
Assy No 59039

Item	Part No.	Description	Qty.	Remarks
49				
50	DW25131	Compression Spring	2	
51				
52	LFTC35A	Bearing	2	
53				
54	RPC648.061001	Grease Nipple 45°	2	
55	RPC648.061002	Grease Nipple 90°	2	
56				
57	RPM182.302746	10T 3/4"Pitch Sprocket	1	
58				
59	RPT732.620026	3/4"Pitch Drive Chain	1	
60	RPT732.620044	3/4"Pitch Drive Chain	1	
61				
62	SS040011/003	Steel Spacer	2	
63	SS025011/040	Steel Spacer	2	Used with spreader web
64				
65				
66	SFT25	Bearing	2	
67				
68	TBMW107	21T 3/4"Pitch Sprocket	1	
69				
70	W0117	Ø45 External Circlip	2	
71				
		<b>Hydraulic Components Consist Of:</b>		
72	11124	1/2"BSP Dowty Seal	2	
73				
74				
75	12315	1/2"BSP M M Adaptor	2	
76				
77	59295	Hose Clamp	1	
78				
79	60425	1/2"Hose Assembly (1800mm)	2	



Machines from Serial No T2-210

## OMEGA Transfer Unit Assy No 59096 & 59096E



## 9.3a

## T2 SPARE PARTS

Machines from Serial No T2-210

## OMEGA Transfer Unit

Assy No 59096 &amp; 59096E

Item	Part No.	Description	Qty.	Remarks
1	11833	21T 3/4"Pitch Sprocket	1	
2				
3	22016010/020	M10x20 CSK Socket Head Screw	8	
4				
5	32037/1	Proximity Sensor	1	
6	32037/2	Sensor Cable (5m)	1	
7				
8	37897	Hydraulic Motor	1	Machine without picking table
	46855	Hydraulic Motor	1	Machine with picking table
9	59934C	LH Scroll (X = 10mm)	5	Option
	59936C	LH Scroll (X = 6mm)	5	Option
10	59935C	RH Scroll (X = 10mm)	5	Option
	59937C	RH Scroll (X = 6mm)	5	Option
11	59136/1800	Scroll Shaft	1	
12	59143	Bearing Boss	2	
13	59157	Motor Plate	1	
14	59277	Sensor Disc	1	
15	59282	Guard	1	
16	59348	End Cap	2	Steel End Cap 59348S
17	59479B	Sensor Bracket	1	
18	59703	LH Mounting Plate	1	Assy 59096
	59703D	LH Mounting Plate	1	Assy 59096E
19	59704	RH Mounting Plate	1	Assy 59096
	59704D	RH Mounting Plate	1	Assy 59096E
20	59848	Ø141 Steel Transfer Roller	1	Optional
21				
22	62933	Deflector Plate	1	
23	62972	LH Guard	1	
24	62973	RH Guard	1	
25	64175	Front Infill Plate	1	
25a	64176	Rear Infill Plate	1	
26	64177	LH Infill Plate	1	
26a	64178	RH Infill Plate	1	
27	64026L	LH Deflector Panel	1	Assy 59096
	64320L	LH Deflector Panel	1	Assy 59096E
28	64026R	RH Deflector Panel	1	Assy 59096
	64320R	RH Deflector Panel	1	Assy 59096E
29	59779D	LH Deflector Panel (in-line machine)	1	Used with steel roller 59848
29a	59780D	RH Deflector Panel (in-line machine)	1	Used with steel roller 59848
30	LFTC35A	Bearing	2	
31				
32	RPC648.061001	Grease Nipple 45°	2	
33	RPT732.620050	3/4"Pitch Drive Chain	1	
34				
35	SS040011/003	Steel Spacer	2	
36	SS025011/040	Steel Spacer	2	
37				
38	TBMW107	21T 3/4"Pitch Sprocket	1	
39				

**T2 SPARE PARTS****9.3b**

Machines from Serial No T2-210

**OMEGA Transfer Unit**

Assy No 59096 &amp; 59096E

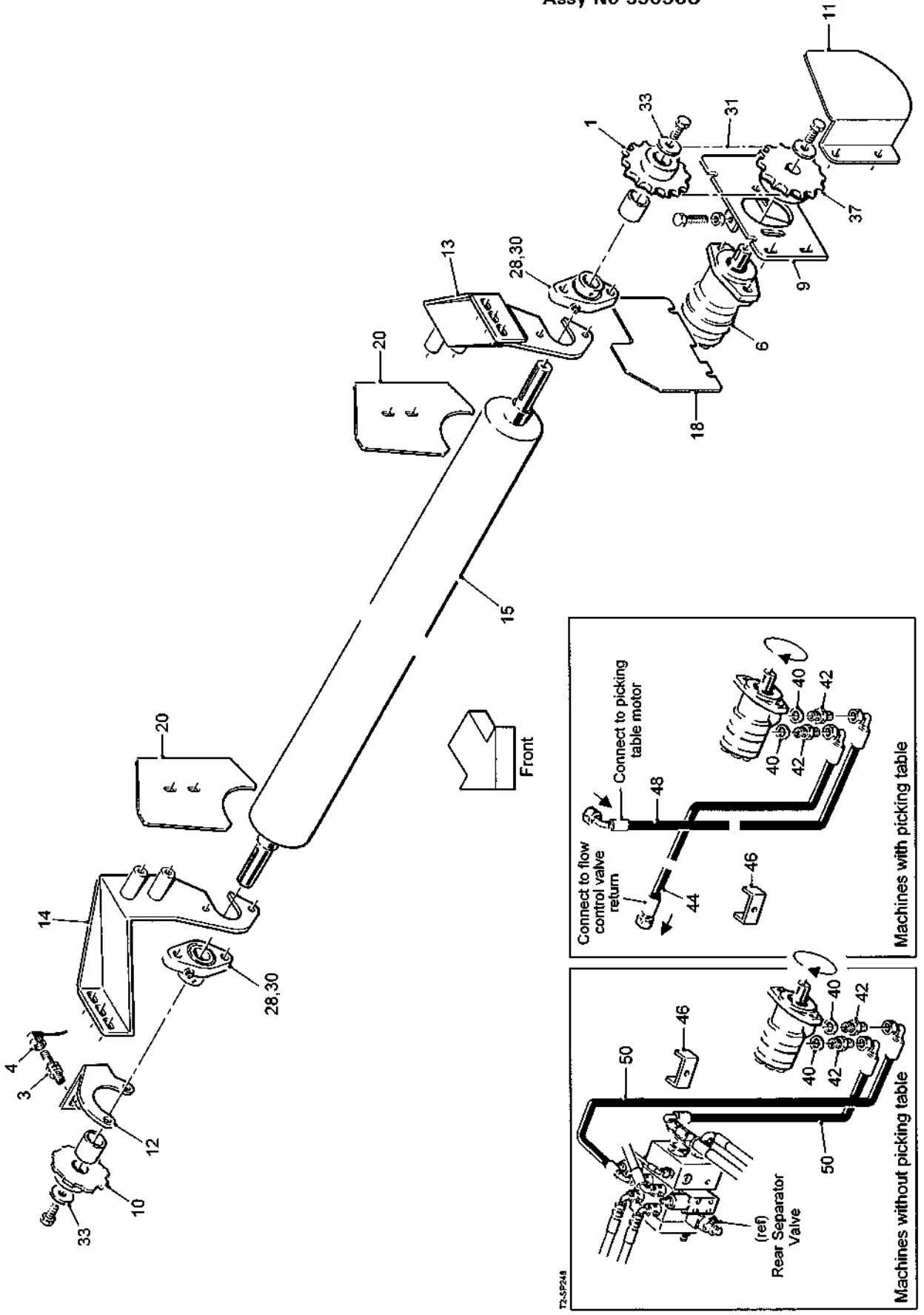
Item	Part No.	Description	Qty.	Remarks
40	W0117	Ø45 External Circlip	2	
41				
		<b>Hydraulic Components Consist Of:</b>		
42	11124	1/2" BSP Dowty Seal	2	
43				
44	12315	1/2" BSP M M Adaptor	2	
45				
46	41189	1/2" Hose Assembly (1950mm)	1	
47				
48	52452	1/2" Hose Assembly (3700mm)	1	In-line only
	60251	1/2" Hose Assembly (1500mm)	1	Easipic only
49				
50	59295	Hose Clamp	1	
51				
52	60425	1/2" Hose Assembly (1800mm)	2	



Machines from Serial No T2-210

## Steel Transfer Roller Unit

Assy No 59096C



T2-SP248

## 9.4a

## T2 SPARE PARTS

Machines from Serial No T2-210

## Steel Transfer Roller Unit

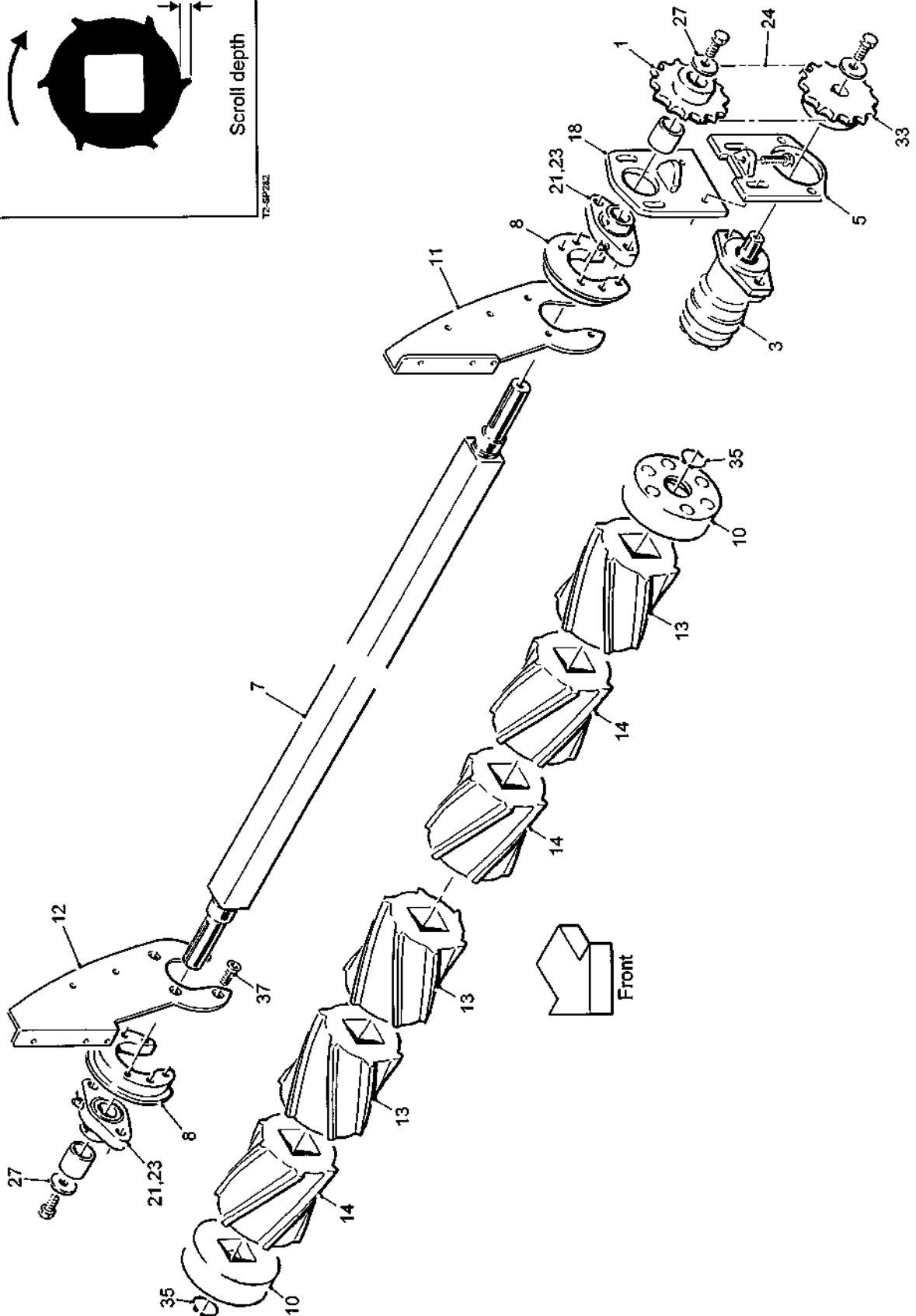
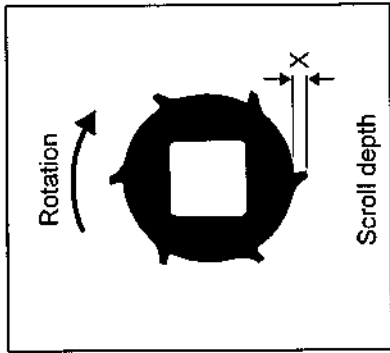
Assy No 59096C

Item	Part No.	Description	Qty.	Remarks
1	11833	21T 3/4"Pitch Sprocket	1	
2				
3	32037/1	Proximity Sensor	1	
4	32037/2	Sensor Cable (5m)	1	
5				
6	37897	Hydraulic Motor	1	Machine without picking table
	46855	Hydraulic Motor	1	Machine with picking table
7				
8				
9	59157	Motor Plate	1	
10	59277	Sensor Disc	1	
11	59282	Guard	1	
12	59479A	Sensor Bracket	1	
13	59703B	LH Mounting Plate	1	
14	59704B	RH Mounting Plate	1	
15	59848B	Ø141 Steel Transfer Roller	1	
16				
17				
18	62933	Deflector Plate	1	
19				
20	64004	Stainless Steel Panel	1	
21				
22				
23				
24				
25				
26				
27				
28	LFTC35A	Bearing	2	
29				
30	RPC648.061001	Grease Nipple 45°	2	
31	RPT732.620044	3/4"Pitch Drive Chain	1	
32				
33	SS040011/003	Steel Spacer	2	
34				
35				
36				
37	TBMW107	21T 3/4"Pitch Sprocket	1	
38				
39				
		<b>Hydraulic Components Consist Of:</b>		
40	11124	1/2"BSP Dowty Seal	2	
41				
42	12315	1/2"BSP M M Adaptor	2	
43				
44	41189	1/2"Hose Assembly (1950mm)	1	
45				
46	59295	Hose Clamp	1	
47				
48	52452	1/2"Hose Assembly (3700mm)	1	
49				
50	60425	1/2"Hose Assembly (1800mm)	2	



Machines from Serial No T2-229

## OMEGA Transfer Unit Assy No 59096F



## 9.5a

## T2 SPARE PARTS

Machines from Serial No T2-229

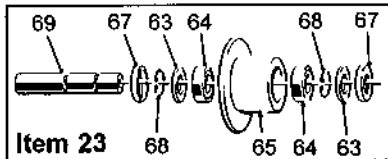
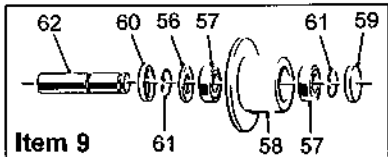
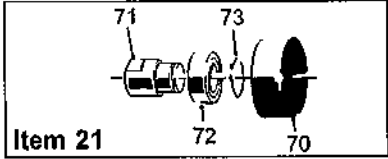
## OMEGA Transfer Unit

Assy No 59096F

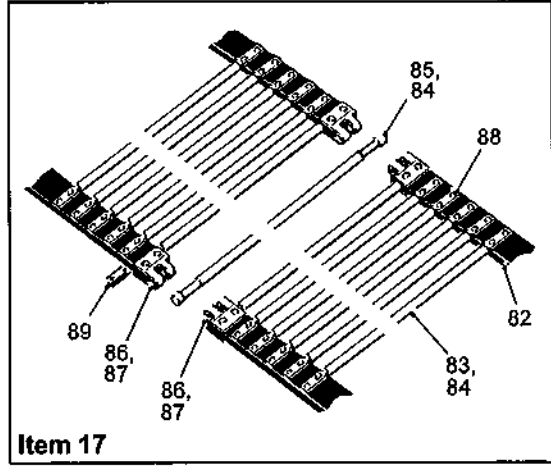
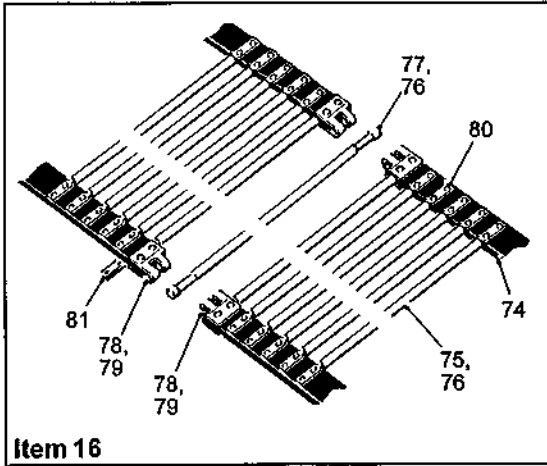
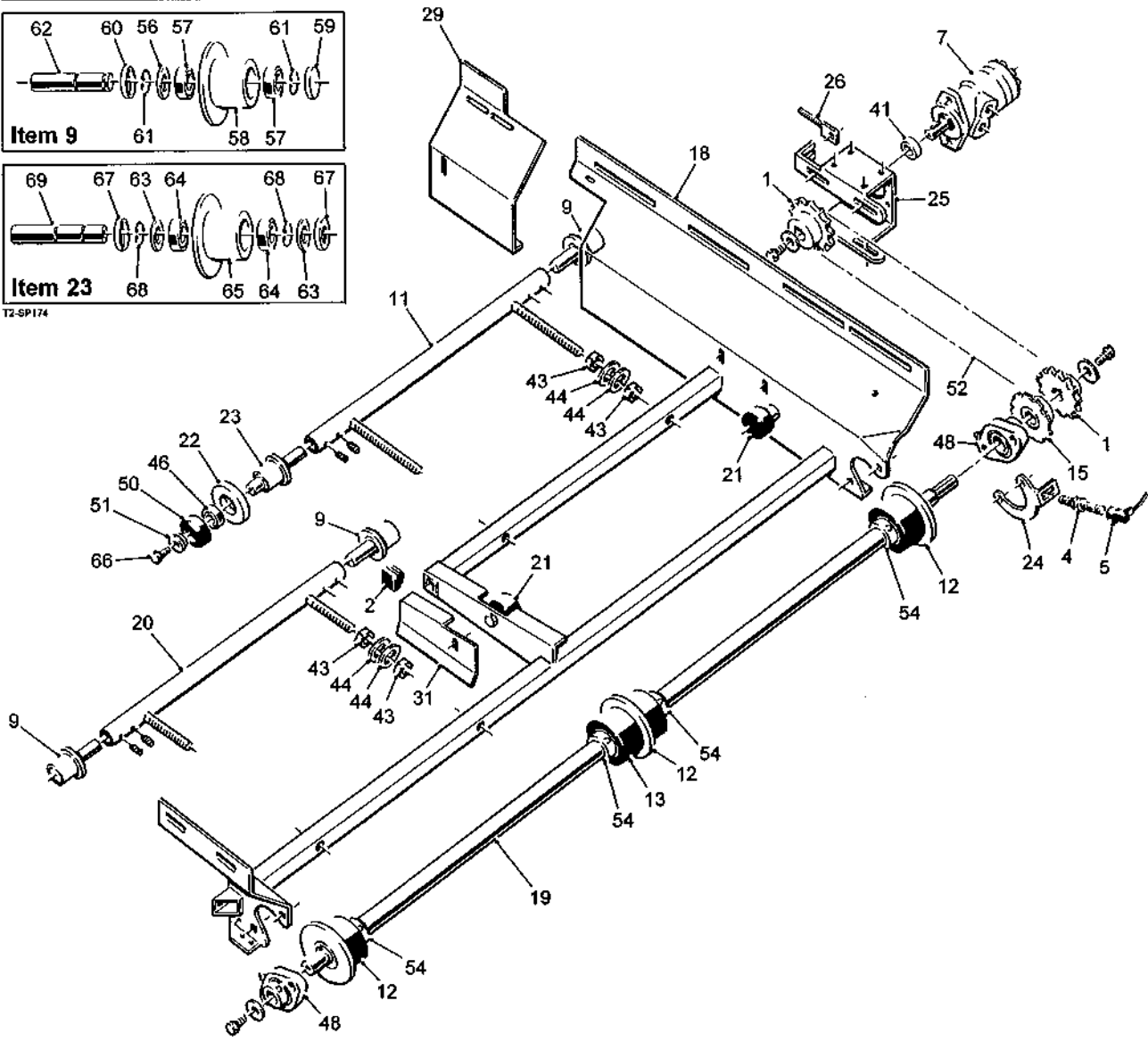
Item	Part No.	Description	Qty.	Remarks
1	11833	21T 3/4"Pitch Sprocket	1	
2				
3	44563	Hydraulic Motor	1	
4				
5	56815	Motor Plate	1	
6				
7	59136/1800	Scroll Shaft	1	
8	59143	Bearing Boss	2	
9				
10	59348	End Cap	2	
11	59703E	Mounting Bracket LH	1	
12	59704E	Mounting Bracket RH	1	
13	59934C	LH Scroll (X = 10mm)	5	Option
	59936C	LH Scroll (X = 6mm)	5	Option
14	59935C	RH Scroll (X = 10mm)	5	Option
	59937C	RH Scroll (X = 6mm)	5	Option
15				
16				
17				
18	64420	Motor Drop-Down Plate	1	
19				
20				
21	LFTC35A	Bearing	2	
22				
23	RPC648.061001	Grease Nipple 45°	2	
24	RPT732.620050	3/4"Pitch Drive Chain	1	
25				
26				
27	SS040011/003	Steel Spacer	2	
28				
29				
30				
31				
32				
33	TBMW107	21T 3/4"Pitch Sprocket	1	
34				
35	W0117	Ø45 External Circlip	2	
36				
37	22016010/020	M10x20 CSK Socket Head Screw	8	

Machines from Serial No T2-210

**Fixed Spreader Web Unit (1125mm elevator)**  
 Assy No 59022



T2-SP174



## 10.1a

## T2 SPARE PARTS

Machines from Serial No T2-210

Fixed Spreader Web Unit (1125mm elevator)

Assy No 59022

Item	Part No.	Description	Qty.	Remarks
1	27135	17T 3/4"Pitch Sprocket	2	
2	27159	40x40 Plastic Insert	3	
3				
4	32037/1	Proximity Sensor	1	
5	32037/4	Sensor Cable (10m)	1	
6				
7	46855	Hydraulic Motor	1	
8				
9	51666	Roller Assembly	3	(see list at end)
10				
11	56229	Roller Mounting(long thread)	1	
12	56230	Flanged Drive Roller	3	
13	56231	Plain Drive Roller	1	
14				
15	59151A	Sensor Disc	1	
16	59212	Short Web Assembly	1	(see list at end)
17	59213	Long Web Assembly	1	(see list at end)
18	59219	Spreader Frame	1	
19	59220	Drive Shaft	1	
20	59221	Roller Mounting (short thread)	1	
21	59222	Roller Assembly	2	(see list at end)
22	59323	Nylon Guard Roller	1	
23	59324A	Roller Assembly	1	(see list at end)
24	59512	Sensor Bracket	1	
25	59663	Motor Mounting	1	
26	59677	Chain Adjuster	1	
27				
28				
29	62930	Web Side Infill	1	
30				
31	64054	Stone Deflector	1	
32				
33				
34				
35				
36				
37				
38				
39				
40				
41	SS035026/018	Steel Spacer	1	
42				
43	22029020	M20 Full Nut	8	
44	22046020	M20 Flat Washer	8	
45				
46	60052RS	Bearing	1	
47				
48	LFTC35A	Bearing	2	
49				
50	RPC700.300666	Rubber End Cap	1	
51	RPC700.300667	Spigot Washer	1	
52	RPT732.620042	3/4"Pitch Drive Chain	1	
53				
54	ST41M	Ø40 Locking Collar	4	
55				

**T2 SPARE PARTS****10.1b**

Machines from Serial No T2-210

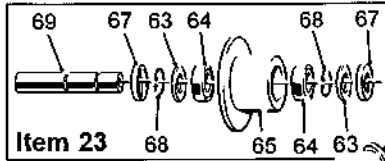
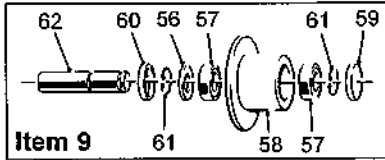
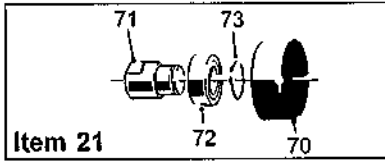
**Fixed Spreader Web Unit (1125mm elevator)****Assy No 59022**

Item	Part No.	Description	Qty.	Remarks
	<b>51666</b>	<b>Roller Assembly Consists Of:</b>		
56	0000300504	Felt Seal	1	
57	6005RS	Bearing	2	
58	46398	Flanged Steel Roller	1	
59	PH407	Seal	1	
60	PH408	Seal	1	
61	PS843	Ø25 External Circlip	2	
62	51664	Roller Spindle	1	
	<b>59324A</b>	<b>Roller Assembly Consists Of:</b>		
63	0000300504	Felt Seal	2	
64	6005RS	Bearing	2	
65	46398	Flanged Steel Roller	1	
66	22125010/030	M10x30 LH Thread Setscrew	1	
67	PH408	Seal	2	
68	PS843	Ø25 External Circlip	2	
69	59322A	Roller Spindle (LH thread)	1	
	<b>59222</b>	<b>Roller Assembly Consists Of:</b>		
70	0000301601	Roller	1	
71	59223	Spindle	1	
72	6204RS	Bearing	1	
73	12298	Circlip	1	
	<b>59212</b>	<b>Short Web Assembly Consists Of:</b>		
74	56232/2	Web Belt	2	
75	56232/1	Web Rod	25	
76	56232/5	Rod Cover	26	
77	56232/4	Joining Rod	1	
78	51301/3	'F' Type Joiner (2 hole)	4	
79	DIN661 5x25	Ø5x25 Rivet	8	
80	DIN661 5x22	Ø5x22 Rivet	100	
81	46849/2	Clamp Plate	44	
	<b>59213</b>	<b>Long Web Assembly Consists Of:</b>		
82	56232/2	Web Belt	2	
83	56232/1	Web Rod	51	
84	56232/5	Rod Cover	52	
85	56232/4	Joining Rod	1	
86	51301/3	'F' Type Joiner (2 hole)	4	
87	DIN661 5x25	Ø5x25 Rivet	8	
88	DIN661 5x22	Ø5x22 Rivet	204	
89	46849/2	Clamp Plate	102	

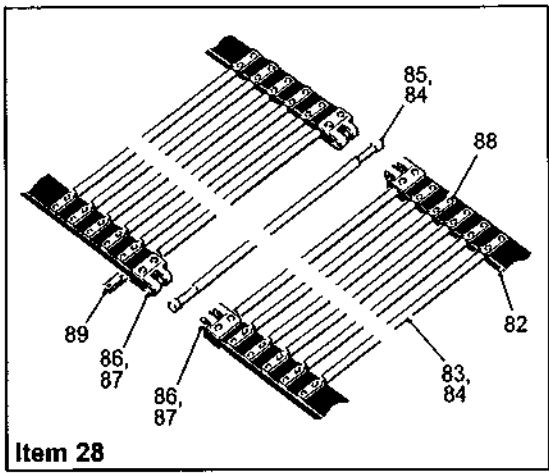
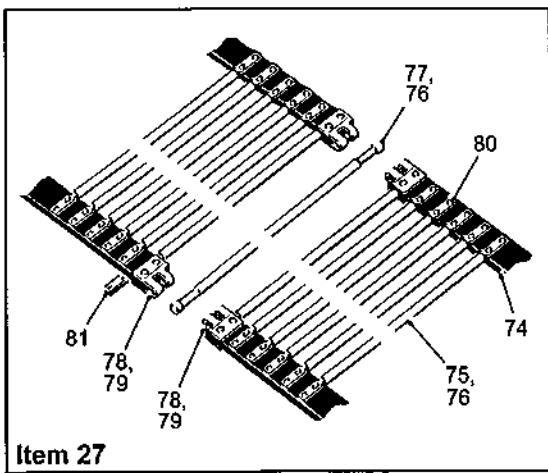
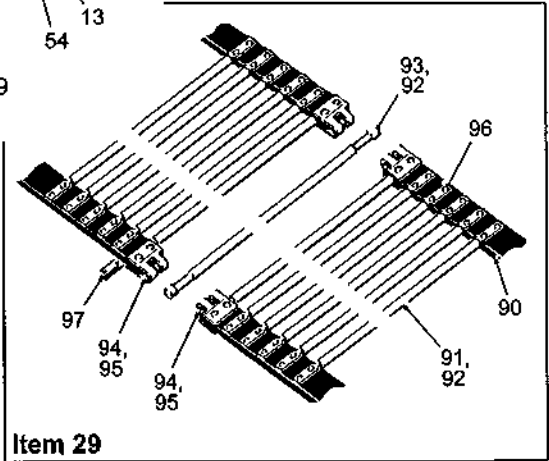
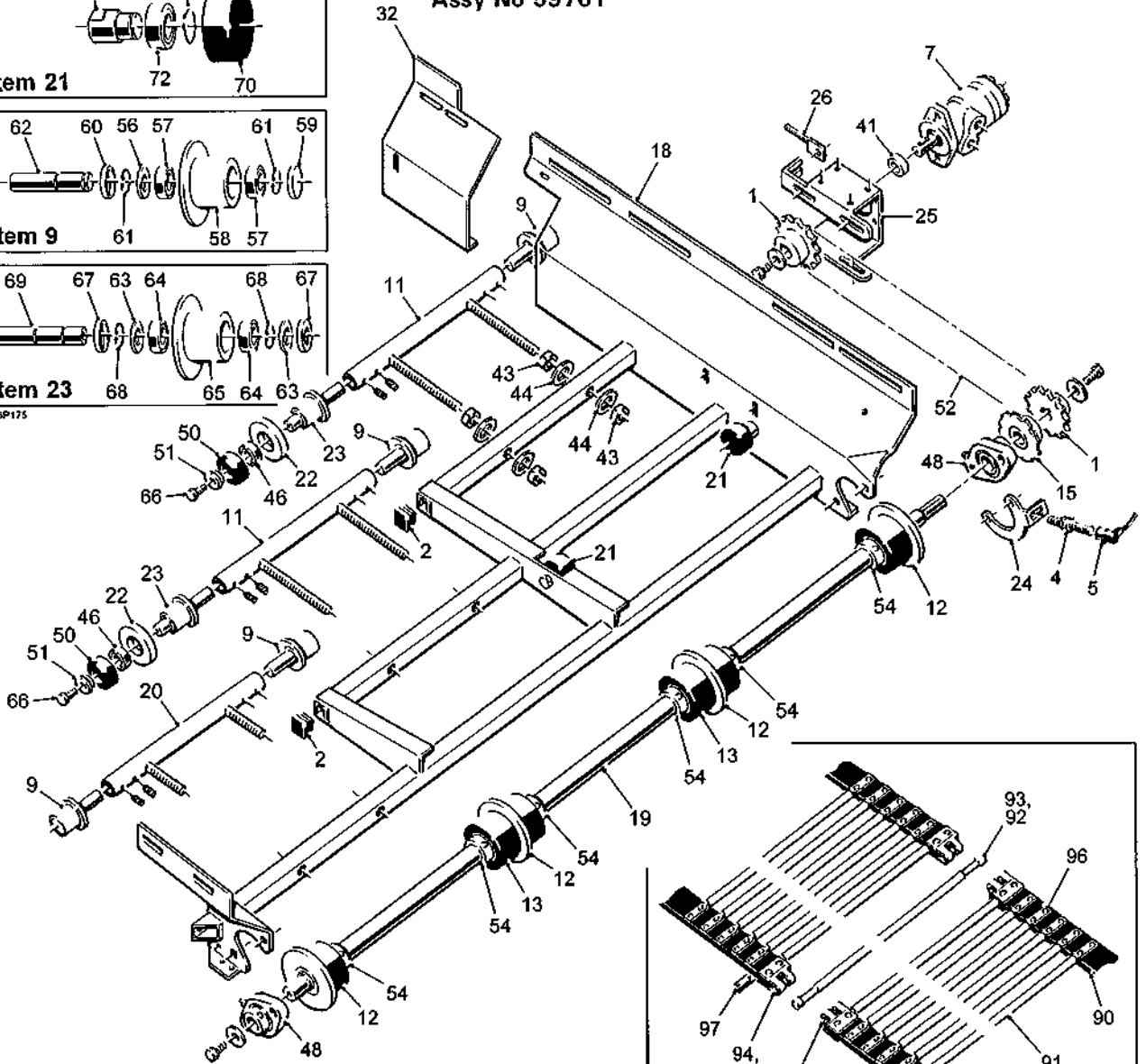


Machines from Serial No T2-210

## Fixed Spreader Web Unit (1300mm elevator) Assy No 59761



T2-SP175



**10.2a****T2 SPARE PARTS**

Machines from Serial No T2-210

**Fixed Spreader Web Unit (1300mm elevator)****Assy No 59761**

Item	Part No.	Description	Qty.	Remarks
1	27135	17T 3/4"Pitch Sprocket	2	
2	27159	40x40 Plastic Insert	5	
3				
4	32037/1	Proximity Sensor	1	
5	32037/4	Sensor Cable (10m)	1	
6				
7	46855	Hydraulic Motor	1	
8				
9	51666	Roller Assembly	3	(see list at end)
10				
11	59764	Roller Mounting(long thread)	2	
12	56230	Flanged Drive Roller	4	
13	56231	Plain Drive Roller	2	
14				
15	59151A	Sensor Disc	1	
16				
17				
18	59762	Spreader Frame	1	
19	59763	Drive Shaft	1	
20	59765	Roller Mounting (short thread)	1	
21	59222	Roller Assembly	2	(see list at end)
22	59323	Nylon Guard Roller	2	
23	59324A	Roller Assembly	2	(see list at end)
24	59512	Sensor Bracket	1	
25	59663	Motor Mounting	1	
26	59677	Chain Adjuster	1	
27	59758	Short Web Assembly	1	(see list at end)
28	59759	Intermediate Web Assembly	1	(see list at end)
29	59760	Long Web Assembly	1	(see list at end)
30				
31				
32	62930	Web Side Infill	1	
33				
34				
35				
36				
37				
38				
39				
40				
41	SS035026/018	Steel Spacer	1	
42				
43	22029020	M20 Full Nut	12	
44	22046020	M20 Flat Washer	12	
45				
46	60052RS	Bearing	2	
47				
48	LFTC35A	Bearing	2	
49				
50	RPC700.300666	Rubber End Cap	2	
51	RPC700.300667	Spigot Washer	2	
52	RPT732.620042	3/4"Pitch Drive Chain	1	
53				
54	ST41M	Ø40 Locking Collar	4	
55				




**T2 SPARE PARTS****10.2b**

Machines from Serial No T2-210

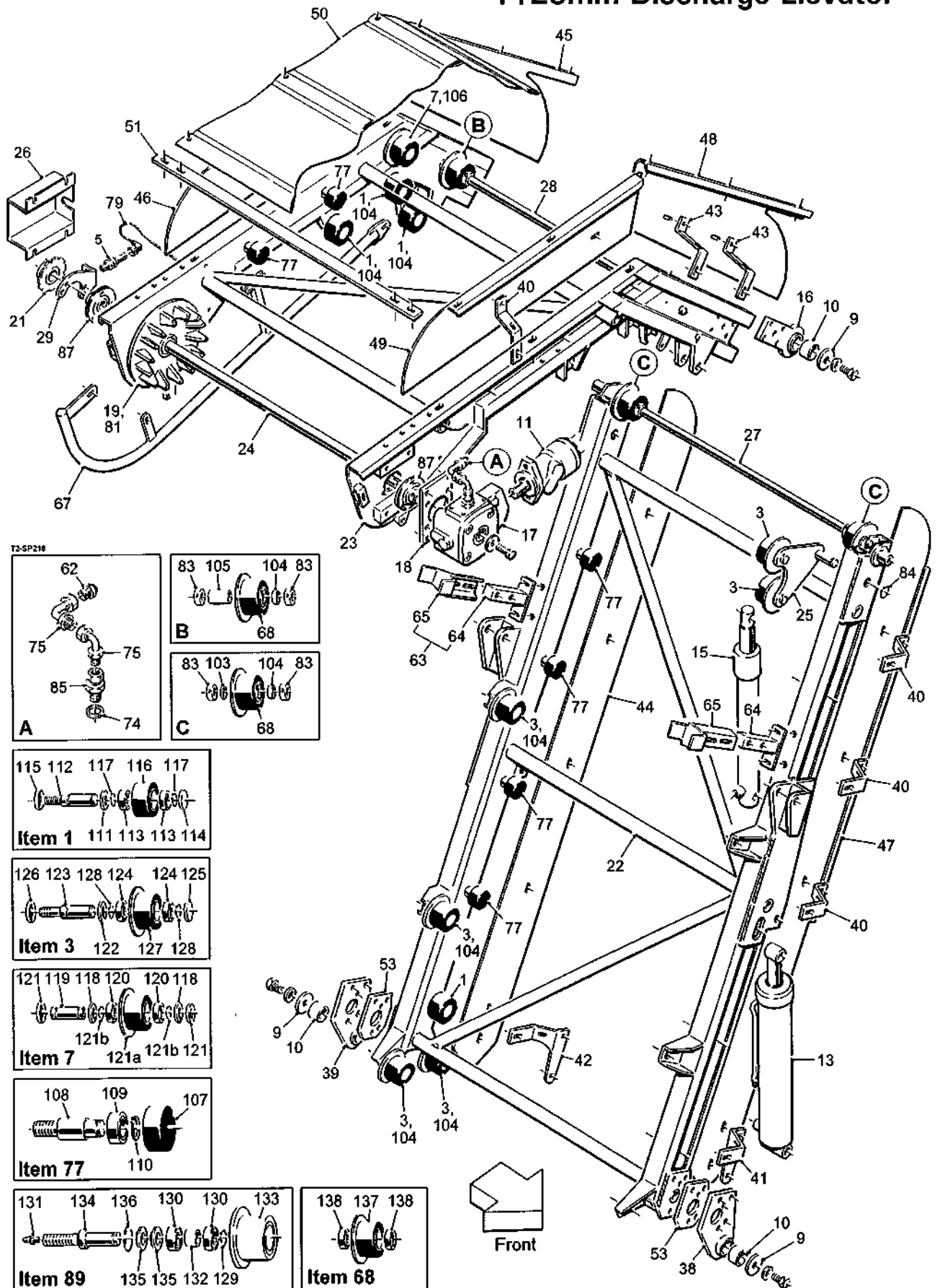
**Fixed Spreader Web Unit (1300mm elevator)****Assy No 59761**

Item	Part No.	Description	Qty.	Remarks
	<b>51666</b>	<b>Roller Assembly Consists Of:</b>		
56	0000300504	Felt Seal	1	
57	6005RS	Bearing	2	
58	46398	Flanged Steel Roller	1	
59	PH407	Seal	1	
60	PH408	Seal	1	
61	PS843	Ø25 External Circlip	2	
62	51664	Roller Spindle	1	
	<b>59324A</b>	<b>Roller Assembly Consists Of:</b>		
63	0000300504	Felt Seal	2	
64	6005RS	Bearing	2	
65	46398	Flanged Steel Roller	1	
66	22125010/030	M10x30 LH Thread Setscrew	1	
67	PH408	Seal	2	
68	PS843	Ø25 External Circlip	2	
69	59322A	Roller Spindle (LH thread)	1	
	<b>59222</b>	<b>Roller Assembly Consists Of:</b>		
70	0000301601	Roller	1	
71	59223	Spindle	1	
72	6204RS	Bearing	1	
73	12298	Circlip	1	
	<b>59758</b>	<b>Short Web Assy Consists Of:</b>		
74	59758/3	Web Belt	2	
75	59758/1	Web Rod	25	
76	59758/2	Rod Cover	26	
77	59758AF	Joining Rod	1	
78	51301/3	'F' Type Joiner (2 hole)	4	
79	DIN661 5x25	Ø5x25 Rivet	8	
80	DIN661 5x22	Ø5x22 Rivet	92	
81	46849/2	Clamp Plate	46	
	<b>59759</b>	<b>Intermediate Web Assy Consists Of:</b>		
82	59759/3	Web Belt	2	
83	59758/1	Web Rod	45	
84	59758/2	Rod Cover	46	
85	59758/4	Joining Rod	1	
86	51301/3	'F' Type Joiner (2 hole)	4	
87	DIN661 5x25	Ø5x25 Rivet	8	
88	DIN661 5x22	Ø5x22 Rivet	172	
89	46849/2	Clamp Plate	86	
	<b>59760</b>	<b>Long Web Assy Consists Of:</b>		
90	59760/3	Web Belt	2	
91	59758/1	Web Rod	64	
92	59758/2	Rod Cover	65	
93	59758/4	Joining Rod	1	
94	51301/3	'F' Type Joiner (2 hole)	4	
95	DIN661 5x25	Ø5x25 Rivet	8	
96	DIN661 5x22	Ø5x22 Rivet	248	
97	46849/2	Clamp Plate	124	



Machines from Serial No T2-210

**1125mm Discharge Elevator**

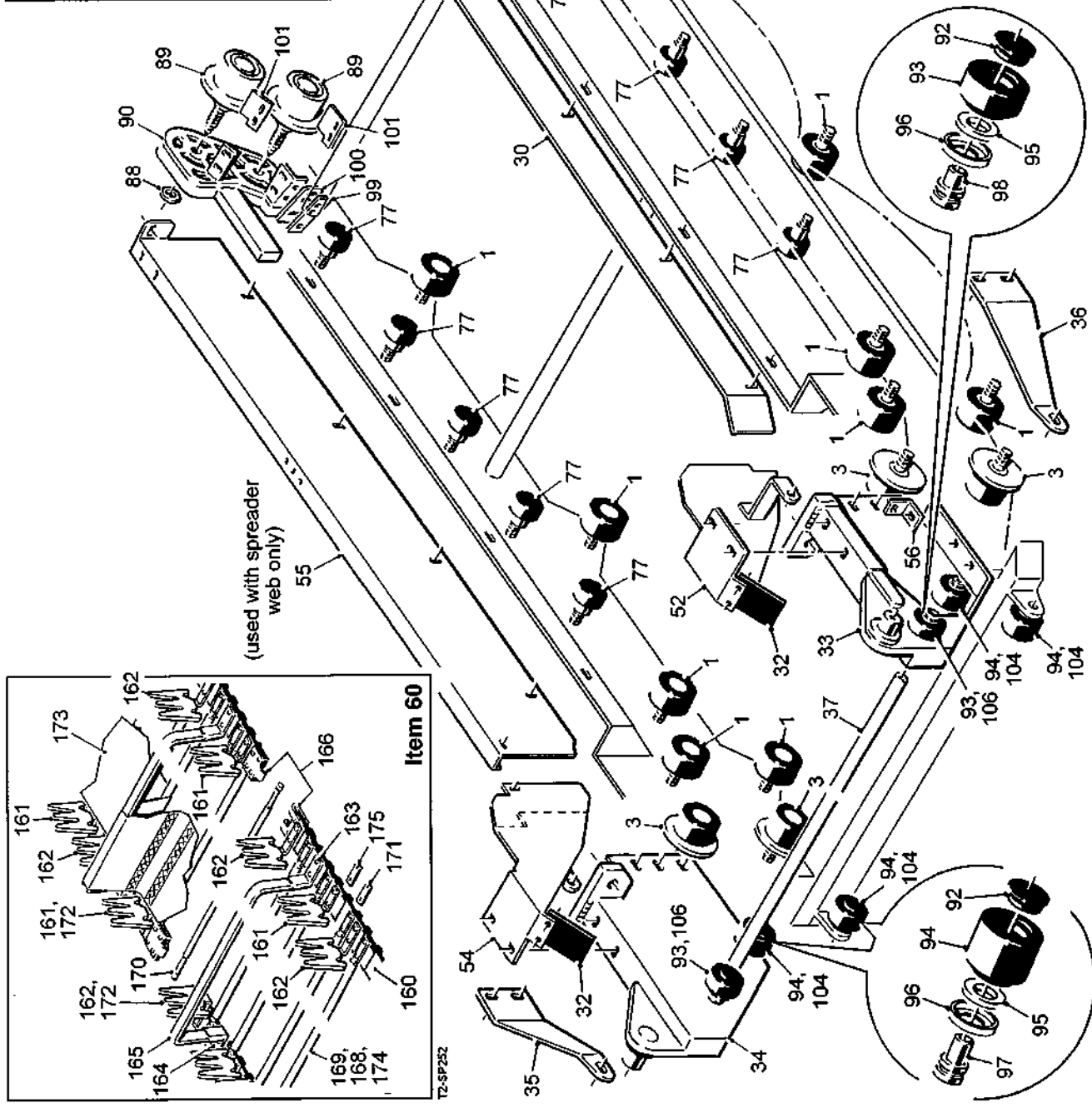
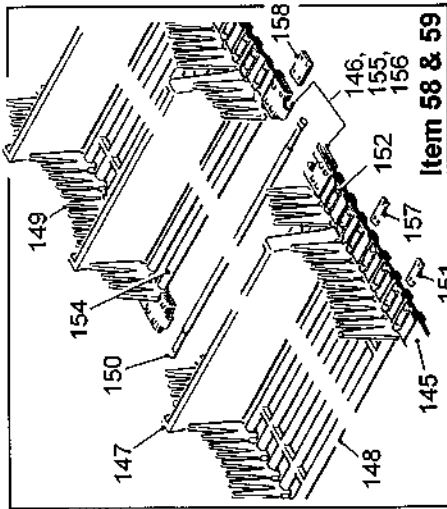


# 10.4a

# T2 SPARE PARTS

Machines from Serial No T2-210

## 1125mm Discharge Elevator



T2-SP232

**T2 SPARE PARTS****10.4b**

Machines from Serial No T2-210

**1125mm Discharge Elevator**

Item	Part No.	Description	Qty.	Remarks
1	19356	Roller Assembly	18	(see list at end)
2				
3	12506	Roller Assembly	16	(see list at end)
4				
5	32037/1	Proximity Sensor	1	
6				
7	47083	Roller Assembly	2	(see list at end)
8				
9	46196	Pivot Retainer	4	
10	46379	Nylon Bush	4	
11	46855RP	Hydraulic Motor (rear port)	1	
12				
13	51044	Hydraulic Ram	2	
14				
15	56256	Hydraulic Ram	2	
16	56591	Top Pivot Plate	2	
17	56641	Gearbox Assembly	1	
18	56656	Reaction Plate	1	
19	56798	Drive Sprocket	2	For soft drop web
	56884	Drive Sprocket	2	For standard & salad crop webs
20				
21	59151	Sensor Disc	1	
22	59228	Elevator Centre Frame (1125mm)	1	
23	64179	Elevator Top Section (1125mm)	1	
24	59230	Drive Shaft	1	
25	59244A	Roller Bracket	2	
26	59313	Sensor Guard	1	
27	59315	Tie Bar	1	
28	59330	Tie Bar	1	
29	59364	Sensor Bracket	1	
30	59415	Front Deflector	1	
31				
32	59436	Rubber Flap	2	
33	59653	Elevator Front Mounting	1	
34	59654	Elevator Rear Mounting	1	
35	59655	Rear Brace	1	
36	59656	Front Brace	1	
37	59657	Ø40 Tie Bar	1	
38	59658	Bottom Pivot Plate	1	
39	59659	Bottom Pivot Plate	1	
40	59573	Panel Mounting Bracket (short)	12	
41	59573A	Front Panel Mounting Bracket	1	
42	59573B	Rear Panel Mounting Bracket	1	Not used with windrowkit
43	59574	Panel Mounting Bracket (long)	4	
44	59575	Rear Lower Side Panel	1	
45	59576	Rear Middle Side Panel	1	
46	59577	Rear Top Side Panel	1	Not used with windrowkit
47	59578	Front Lower Side Panel	1	
48	59579	Front Middle Side Panel	1	
49	59580	Front Top Side Panel	1	
50	59610	Elevator Cover (1125mm)	1	
51	59611	Cover Support	5	
52	59668	Front Elevator Web Side	1	
	59668B	Front Elevator Web Side	1	Used with roller table
53	59766	10mm Spacer Plate	2	4mm use 59766/4

Machines from Serial No T2-210

## 1125mm Discharge Elevator

Item	Part No.	Description	Qty.	Remarks
54	59669	Rear Elevator Web Side	1	Used with spreader web
	59671	Rear Elevator Web Side	1	Used with picking table
55	59672	Rear Deflector	1	Used with spreader web only
56	59933	Angle Bracket	2	
57				
58	59332	Standard Web Assy (1125mm)	1	Option (see list at end)
59	59332A	Salad Crop Web Assy (1125m)	1	Option (see list at end)
60	59027	Soft-Drop Web Assy (1125mm)	1	Option (see list at end)
61				
62	60370	1/4"BSP Breather	1	
63	62950	Elevator Support Complete	2	
64	62950A	Support Base	2	
65	62950B	Support Plate	2	
66				
67	64180	Guard Rail	2	
68	64257	Roller Assembly	4	(see list at end)
69				
70				
71				
72				
73				
74	11124	1/2"BSP Dowty Seal	1	
75	12378	1/4"BSP M F Swept 90°Adaptor	2	
76				
77	0000301600	Roller Assembly	22	(see list at end)
78				
79	JK63720/5	Sensor Cable (15m)	1	
80				
81	HER09681A	Taperlock Bush	2	
82				
83	PS488M	Ø25 Locking Collar	8	
84	PS843	Ø25 External Circlip	2	
85	51588	1/2"BSPM x1/4"BSPF Swivel Adaptor	1	
86				
87	RAY35	Bearing	2	
88	RPGM002.00066	Locking Washer	4	
89	RPA510.309022	Roller Assembly	4	(see list at end)
90	RPA610.308647	Roller Mounting	1	
91	RPA610.308648	Roller Mounting	1	
92	RPC620.303070	Cap	7	
93	RPC700.300227	Ø75 Roller c/w Bearing	2	
94	RPC700.300148	Ø75 Roller c/w Bearings	4	
95	RPGM070.00446	Felt Seal	6	
96	RPGM089.00565	Roller Shield	6	
97	RPM180.303071	Roller Bush	4	
98	RPM180.300308	Roller Spindle	2	
99	RPM256.300133	Clamp Strip	2	
100	RPW240.300992	Perspex Scraper	2	
101	RPW240.310380	Scraper	4	
102				
103	SS030026/005	Steel Spacer	a/r	
104	SS030026/010	Steel Spacer	a/r	
105	SS030026/072	Steel Spacer	2	
106	SS030017/025	Steel Spacer	4	

**T2 SPARE PARTS****10.4d**

Machines from Serial No T2-210

**1125mm Discharge Elevator**

Item	Part No.	Description	Qty.	Remarks
	<b>0000301600</b>	<b>Roller Assembly Consists Of:</b>		
107	0000301601	Roller	1	
108	0000301602	Spindle	1	
109	6204RS	Bearing	1	
110	12298	Circlip	1	
	<b>19356</b>	<b>Roller Assembly Consists Of:</b>		
111	0000300504	Felt Seal	1	
112	11265	Spindle	1	
113	6005RS	Bearing	2	
114	PH407	Seal	1	
115	PH408	Seal	1	
116	PH77AR	Plain Roller	1	
117	PS843	Circlip	2	
	<b>47083</b>	<b>Roller Assembly Consists Of:</b>		
118	0000300504	Felt Seal	2	
119	47141	Roller Spindle	1	
120	6005RS	Bearing	2	
121	PH408	Seal	2	
121a	PH51AR	Flanged Roller	1	
121b	PS843	Circlip	2	
	<b>12506</b>	<b>Roller Assembly Consists Of:</b>		
122	0000300504	Felt Seal	1	
123	11265	Spindle	1	
124	6005RS	Bearing	2	
125	PH407	Seal	1	
126	PH408	Seal	1	
127	PH51AR	Flanged Roller	1	
128	PS843	Circlip	2	
	<b>RPA510.309022</b>	<b>Roller Assembly Consists Of:</b>		
129	12298	Circlip	1	
130	6204	Bearing	2	
131	RPC648.061000	M6 Straight Grease Nipple	1	
132	RPGM060.00416	Spacer	1	
133	RPM156.300677	Flanged Roller	1	
134	RPM180.309021	Spindle	1	
135	RPS210.002042	Metal Seal	2	
136	W0113	Circlip	1	
	<b>64257</b>	<b>Roller Assembly Consists Of:</b>		
137	PH51AR	Flanged Roller	1	
138	6005RS	Bearing	2	

Machines from Serial No T2-210

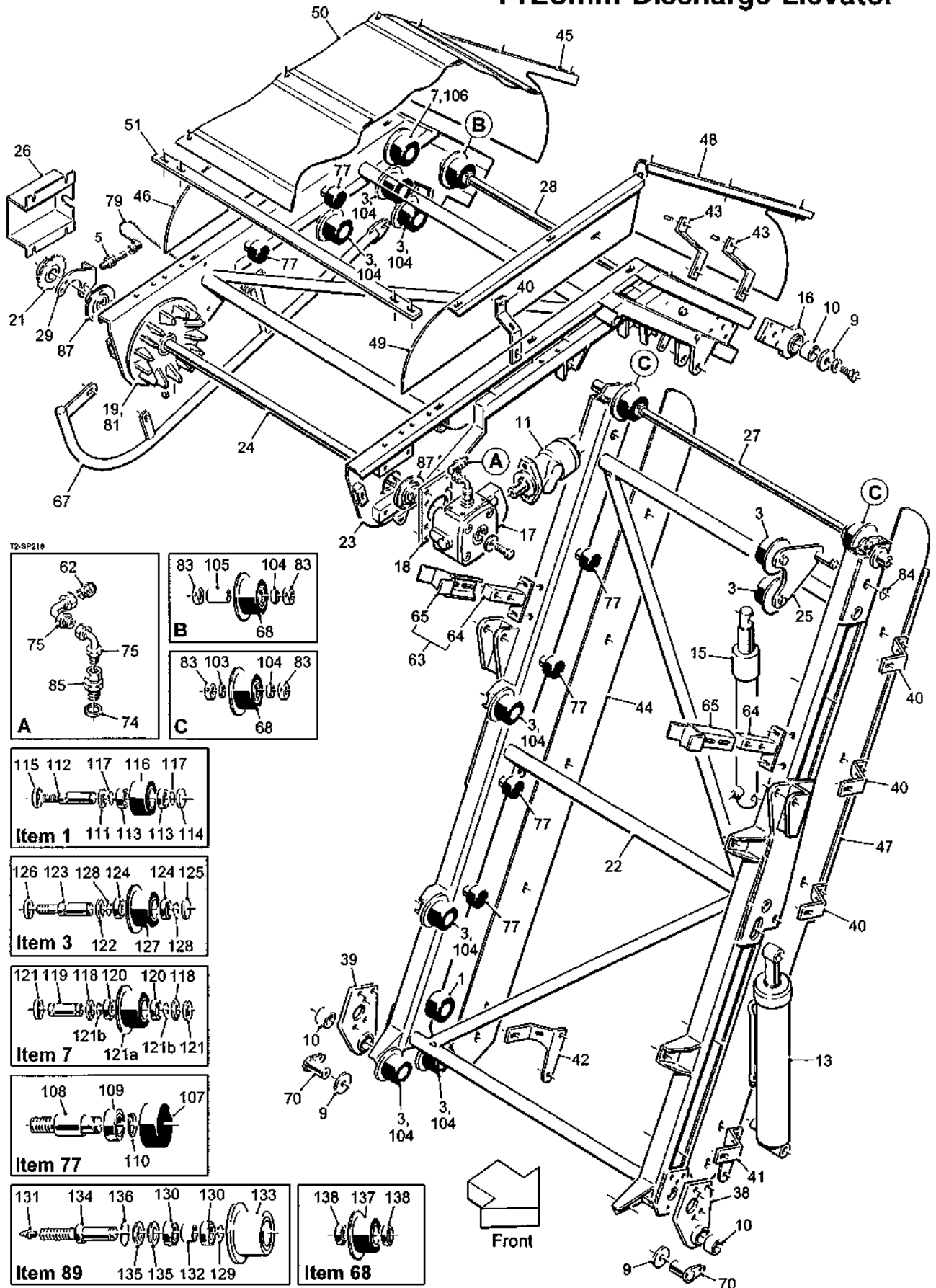
## 1125mm Discharge Elevator

Item	Part No.	Description	Qty.	Remarks
	<b>59332</b>	<b>Standard Web Assembly Consists Of:</b>		
145	59332/1	Web Belt	2	
146	56825/2	Joiner Set	2	
147	59332/2	Flight Moulding	66	
148	59332/3A	5 Web Bar Section	66	
149	56825/5	Side Finger Moulding	132	
150	59332/6	Joining Rod	1	
151	46847/4	Backing Plate (for web bars)	792	
152	RPF240.160250	Ø6x25 Rivet	1584	
153				
154	59332/3	Bar Moulding	4	
155	22012006/035	M6x35 Hex Head Bolt	8	
156	22012008/035	M8x35 Hex Head Bolt	8	
157	56825/9	Backing Plate (for flights)	132	
158	56825/10	Backing Plate (4 hole tapped)	4	
159				
	<b>59332A</b>	<b>Salad Crop Web Assy Consists Of:</b>		
145	59332/1	Outer Web Belt	2	
146	56825/2	Joiner Set	3	
147	59332/2	Flight Moulding	65	
148	59332A/3	Ø30 Web Bar Moulding	326	
149	56825/5	Side Finger Moulding	130	
150	59332/6	Joining Rod	1	
151	-	Backing Plate	a/r	
152	-	Rivet	a/r	
153	59332A/1	Centre Web Belt	1	(not shown)
	<b>59027</b>	<b>Soft-Drop Web Assembly Consists Of:</b>		
160	59027/1	Web Belt	2	
161	59111	Side Finger (outer)	128	
162	59111L	Side Finger (inner)	128	
163	RPS83/5	LH Flight Socket	64	
164	RPS83/6	RH Flight Socket	64	
165	-	Web Flight	64	
166	RPS83/9	Joiner Set	2 pairs	
167	RPS83/13	Drop-away Link	2	(not shown)
168	-	Ø16 PVC Sleeve	197	
169	-	Steel Web Rod	197	
170	RPS83/18	Joining Rod	1	
171	44237/14	Backing Plate (M6 tapped holes)	256	
172	22016006/013	M6x13 CSK Screw	1056	
173	-	Sheet	1	
174	-	Rivet	788	
175	-	Backing Plate (plain holes)	394	



Machines from Serial No T2-239

## 1125mm Discharge Elevator

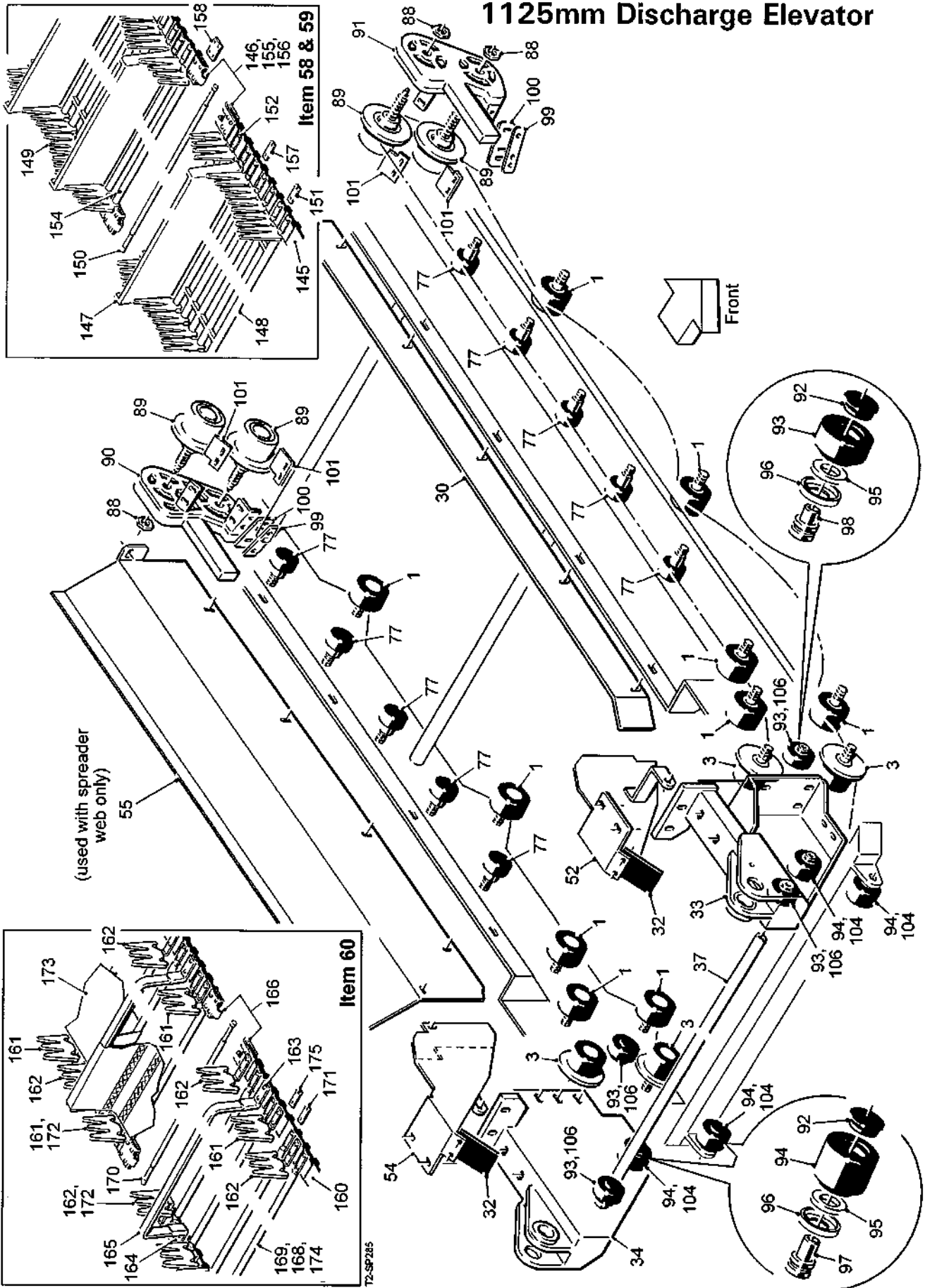


# 10.4a

# T2 SPARE PARTS

Machines from Serial No T2-239

## 1125mm Discharge Elevator



**T2 SPARE PARTS****10.4b**

Machines from Serial No T2-239

**1125mm Discharge Elevator**

Item	Part No.	Description	Qty.	Remarks
1	19356	Roller Assembly	12	(see list at end)
2				
3	12506	Roller Assembly	22	(see list at end)
4				
5	32037/1	Proximity Sensor	1	
6				
7	47083	Roller Assembly	2	(see list at end)
8				
9	46196	Pivot Retainer	4	
10	46379	Nylon Bush	4	
11	46855RP	Hydraulic Motor (rear port)	1	
12				
13	51044	Hydraulic Ram	2	
14				
15	56256	Hydraulic Ram	2	
16	56591	Top Pivot Plate	2	
17	56641	Gearbox Assembly	1	
18	56656	Reaction Plate	1	
19	56798	Drive Sprocket	2	For soft drop web
	56884	Drive Sprocket	2	For standard & salad crop webs
20				
21	59151	Sensor Disc	1	
22	59228	Elevator Centre Frame (1125mm)	1	
23	64179	Elevator Top Section (1125mm)	1	
24	59230	Drive Shaft	1	
25	59244A	Roller Bracket	2	
26	59313	Sensor Guard	1	
27	59315	Tie Bar	1	
28	59330	Tie Bar	1	
29	59364	Sensor Bracket	1	
30	59415	Front Deflector	1	
31				
32	59436	Rubber Flap	2	
33	59653A	Elevator Front Mounting	1	
34	59654A	Elevator Rear Mounting	1	
35				
36				
37	59657	Ø40 Tie Bar	1	
38	59658	Bottom Pivot Plate	1	
39	59659	Bottom Pivot Plate	1	
40	59573	Panel Mounting Bracket (short)	12	
41	59573A	Front Panel Mounting Bracket	1	
42	59573B	Rear Panel Mounting Bracket	1	Not used with windrowkit
43	59574	Panel Mounting Bracket (long)	4	
44	59575	Rear Lower Side Panel	1	
45	59576	Rear Middle Side Panel	1	
46	59577	Rear Top Side Panel	1	Not used with windrowkit
47	59578	Front Lower Side Panel	1	
48	59579	Front Middle Side Panel	1	
49	59580	Front Top Side Panel	1	
50	59610	Elevator Cover (1125mm)	1	
51	59611	Cover Support	5	
52	59668	Front Elevator Web Side	1	
	59668B	Front Elevator Web Side	1	Used with roller table
53				

## 10.4c

## T2 SPARE PARTS

Machines from Serial No T2-239

## 1125mm Discharge Elevator

Item	Part No.	Description	Qty.	Remarks
54	59669	Rear Elevator Web Side	1	Used with spreader web
	59671	Rear Elevator Web Side	1	Used with picking table
55	64462	Rear Deflector	1	Used with spreader web only
56				
57				
58	59332	Standard Web Assy (1125mm)	1	Option (see list at end)
59	59332A	Salad Crop Web Assy (1125m)	1	Option (see list at end)
60	59027	Soft-Drop Web Assy (1125mm)	1	Option (see list at end)
61				
62	60370	1/4"BSP Breather	1	
63	62950	Elevator Support Complete	2	
64	62950A	Support Base	2	
65	62950B	Support Plate	2	
66				
67	64180	Guard Rail	2	
68	64257	Roller Assembly	4	(see list at end)
69				
70	68038	Pivot Pin	2	
71				
72				
73				
74	11124	1/2"BSP Dowty Seal	1	
75	12378	1/4"BSP M F Swept 90° Adaptor	2	
76				
77	0000301600	Roller Assembly	22	(see list at end)
78				
79	JK63720/5	Sensor Cable (15m)	1	
80				
81	HER09681A	Taperlock Bush	2	
82				
83	PS488M	Ø25 Locking Collar	8	
84	PS843	Ø25 External Circlip	2	
85	51588	1/2"BSPM x1/4"BSPF Swivel Adaptor	1	
86				
87	RAY35	Bearing	2	
88	RPGM002.00066	Locking Washer	4	
89	RPA510.309022	Roller Assembly	4	(see list at end)
90	RPA610.308647	Roller Mounting	1	
91	RPA610.308648	Roller Mounting	1	
92	RPC620.303070	Cap	7	
93	RPC700.300227	Ø75 Roller c/w Bearing	4	
94	RPC700.300148	Ø75 Roller c/w Bearings	4	
95	RPGM070.00446	Felt Seal	6	
96	RPGM089.00565	Roller Shield	6	
97	RPM180.303071	Roller Bush	4	
98	RPM180.300308	Roller Spindle	2	
99	RPM256.300133	Clamp Strip	2	
100	RPW240.300992	Perspex Scraper	2	
101	RPW240.310380	Scraper	4	
102				
103	SS030026/005	Steel Spacer	a/r	
104	SS030026/010	Steel Spacer	a/r	
105	SS030026/072	Steel Spacer	2	
106	SS030017/025	Steel Spacer	6	

**T2 SPARE PARTS****10.4d**

Machines from Serial No T2-239

**1125mm Discharge Elevator**

Item	Part No.	Description	Qty.	Remarks
	<b>0000301600</b>	<b>Roller Assembly Consists Of:</b>		
107	0000301601	Roller	1	
108	0000301602	Spindle	1	
109	6204RS	Bearing	1	
110	12298	Circlip	1	
	<b>19356</b>	<b>Roller Assembly Consists Of:</b>		
111	0000300504	Felt Seal	1	
112	11265	Spindle	1	
113	6005RS	Bearing	2	
114	PH407	Seal	1	
115	PH408	Seal	1	
116	PH77AR	Plain Roller	1	
117	PS843	Circlip	2	
	<b>47083</b>	<b>Roller Assembly Consists Of:</b>		
118	0000300504	Felt Seal	2	
119	47141	Roller Spindle	1	
120	6005RS	Bearing	2	
121	PH408	Seal	2	
121a	PH51AR	Flanged Roller	1	
121b	PS843	Circlip	2	
	<b>12506</b>	<b>Roller Assembly Consists Of:</b>		
122	0000300504	Felt Seal	1	
123	11265	Spindle	1	
124	6005RS	Bearing	2	
125	PH407	Seal	1	
126	PH408	Seal	1	
127	PH51AR	Flanged Roller	1	
128	PS843	Circlip	2	
	<b>RPA510.309022</b>	<b>Roller Assembly Consists Of:</b>		
129	12298	Circlip	1	
130	6204	Bearing	2	
131	RPC648.061000	M6 Straight Grease Nipple	1	
132	RPGM060.00416	Spacer	1	
133	RPM156.300677	Flanged Roller	1	
134	RPM180.309021	Spindle	1	
135	RPS210.002042	Metal Seal	2	
136	W0113	Circlip	1	
	<b>64257</b>	<b>Roller Assembly Consists Of:</b>		
137	PH51AR	Flanged Roller	1	
138	6005RS	Bearing	2	

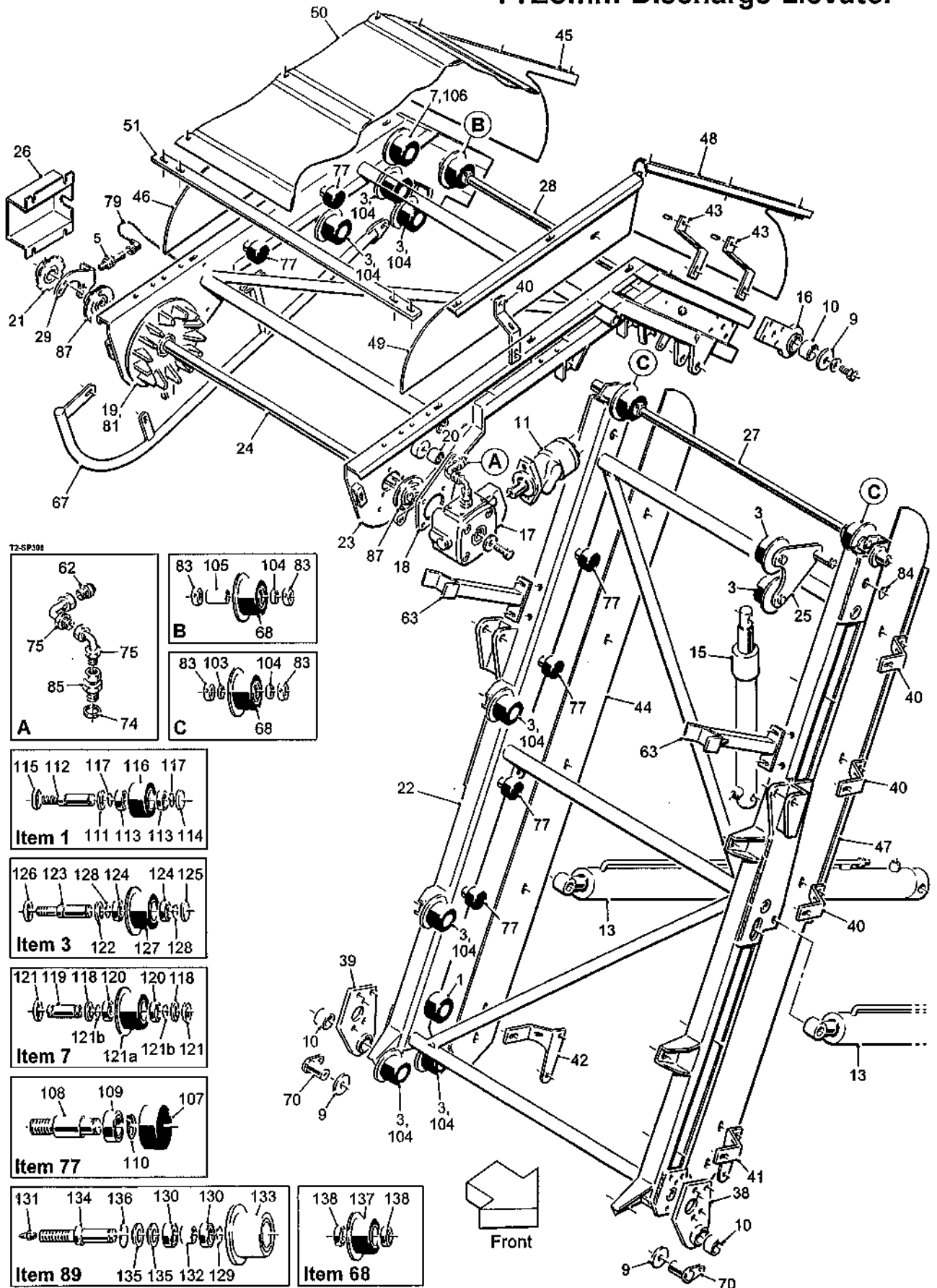
Machines from Serial No T2-239

## 1125mm Discharge Elevator

Item	Part No.	Description	Qty.	Remarks
	<b>59332</b>	<b>Standard Web Assembly Consists Of:</b>		
145	59332/1	Web Belt	2	
146	56825/2	Joiner Set	2	
147	59332/2	Flight Moulding	66	
148	59332/3A	5 Web Bar Section	66	
149	56825/5	Side Finger Moulding	132	
150	59332/6	Joining Rod	1	
151	46847/4	Backing Plate (for web bars)	792	
152	RPF240.160250	Ø6x25 Rivet	1584	
153				
154	59332/3	Bar Moulding	4	
155	22012006/035	M6x35 Hex Head Bolt	8	
156	22012008/035	M8x35 Hex Head Bolt	8	
157	56825/9	Backing Plate (for flights)	132	
158	56825/10	Backing Plate (4 hole tapped)	4	
159				
	<b>59332A</b>	<b>Salad Crop Web Assy Consists Of:</b>		
145	59332/1	Outer Web Belt	2	
146	56825/2	Joiner Set	3	
147	59332/2	Flight Moulding	65	
148	59332A/3	Ø30 Web Bar Moulding	326	
149	56825/5	Side Finger Moulding	130	
150	59332/6	Joining Rod	1	
151	-	Backing Plate	a/r	
152	-	Rivet	a/r	
153	59332A/1	Centre Web Belt	1	(not shown)
	<b>59027</b>	<b>Soft-Drop Web Assembly Consists Of:</b>		
160	59027/1	Web Belt	2	
161	59111	Side Finger (outer)	128	
162	59111L	Side Finger (inner)	128	
163	RPS83/5	LH Flight Socket	64	
164	RPS83/6	RH Flight Socket	64	
165	-	Web Flight	64	
166	RPS83/9	Joiner Set	2 pairs	
167	RPS83/13	Drop-away Link	2	(not shown)
168	-	Ø16 PVC Sleeve	197	
169	-	Steel Web Rod	197	
170	RPS83/18	Joining Rod	1	
171	44237/14	Backing Plate (M6 tapped holes)	256	
172	22016006/013	M6x13 CSK Screw	1056	
173	-	Sheet	1	
174	-	Rivet	788	
175	-	Backing Plate (plain holes)	394	

Machines from Serial No T2-251

1125mm Discharge Elevator

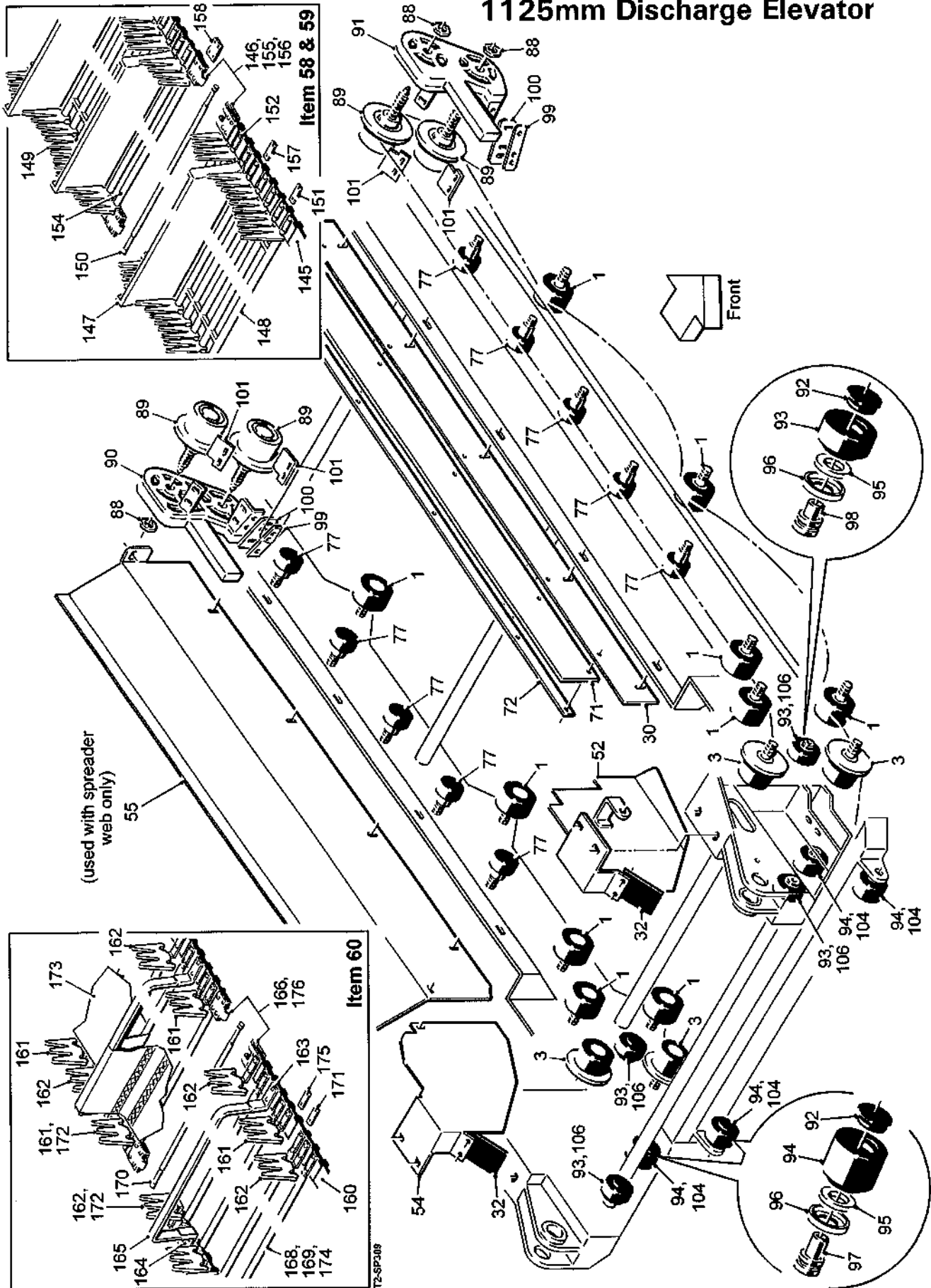


# 10.4a

# T2 SPARE PARTS

Machines from Serial No T2-251

## 1125mm Discharge Elevator





**T2 SPARE PARTS****10.4b**

Machines from Serial No T2-251

**1125mm Discharge Elevator**

Item	Part No.	Description	Qty.	Remarks
1	19356	Roller Assembly	12	(see list at end)
2				
3	12506	Roller Assembly	22	(see list at end)
4				
5	32037/1	Proximity Sensor	1	
6				
7	47083	Roller Assembly	2	(see list at end)
8				
9	46196	Pivot Retainer	4	
10	46379	Nylon Bush	4	
11	46855RP	Hydraulic Motor (rear port)	1	
12				
13	64714	Hydraulic Ram	2	
14				
15	56256	Hydraulic Ram	2	
16	56591	Top Pivot Plate	2	
17	56641	Gearbox Assembly	1	
18	59679	Reaction Plate	1	
19	56798	Drive Sprocket	2	For soft drop web
	56884	Drive Sprocket	2	For standard & salad crop webs
20	59680	Bush	1	
21	59151	Sensor Disc	1	
22	59228	Elevator Centre Frame (1125mm)	1	
23	64179	Elevator Top Section (1125mm)	1	
24	59230	Drive Shaft	1	
25	59244A	Roller Bracket	2	
26	59313	Sensor Guard	1	
27	59315	Tie Bar	1	
28	59330	Tie Bar	1	
29	59364	Sensor Bracket	1	
30	59415	Front Deflector	1	
31				
32	59436	Rubber Flap	2	
33				
34				
35				
36				
37				
38	59658	Bottom Pivot Plate	1	
39	59659	Bottom Pivot Plate	1	
40	59573	Panel Mounting Bracket (short)	12	
41	59573A	Front Panel Mounting Bracket	1	
42	59573B	Rear Panel Mounting Bracket	1	Not used with windrow kit
43	59574	Panel Mounting Bracket (long)	4	
44	59575	Rear Lower Side Panel	1	
45	59576	Rear Middle Side Panel	1	
46	59577	Rear Top Side Panel	1	Not used with windrow kit
47	59578	Front Lower Side Panel	1	
48	59579	Front Middle Side Panel	1	
49	59580	Front Top Side Panel	1	
50	59610	Elevator Cover (1125mm)	1	
51	59611	Cover Support	5	
52	64529	Front Elevator Web Side	1	
53				

## 10.4c

## T2 SPARE PARTS

Machines from Serial No T2-251

## 1125mm Discharge Elevator

Item	Part No.	Description	Qty.	Remarks
54	59669C	Rear Elevator Web Side	1	Used with spreader web
	64530	Rear Elevator Web Side	1	Used with picking table
55	64462	Rear Deflector	1	Used with spreader web only
56				
57				
58	59332	Standard Web Assy (1125mm)	1	Option (see list at end)
59	59332A	Salad Crop Web Assy (1125m)	1	Option (see list at end)
60	59027	Soft-Drop Web Assy (1125mm)	1	Option (see list at end)
61				
62	60370	1/4"BSP Breather	1	
63	64655A	Elevator Support	2	
64				
65				
66				
67	64180	Guard Rail	2	
68	64257	Roller Assembly	4	(see list at end)
69				
70	68038	Pivot Pin	2	
71	64678	Rubber Skirt	1	
72	64679	Clamp Strip	1	
73				
74	11124	1/2"BSP Dowty Seal	1	
75	12378	1/4"BSP M F Swept 90° Adaptor	2	
76				
77	0000301600	Roller Assembly	22	(see list at end)
78				
79	JK63720/5	Sensor Cable (15m)	1	
80				
81	HER09681A	Taperlock Bush	2	
82				
83	PS488M	Ø25 Locking Collar	8	
84	PS843	Ø25 External Circlip	2	
85	51588	1/2"BSPM x1/4"BSPF Swivel Adaptor	1	
86				
87	RAY35	Bearing	2	
88	RPGM002.00066	Locking Washer	4	
89	RPA510.309022	Roller Assembly	4	(see list at end)
90	RPA610.308647	Roller Mounting	1	
91	RPA610.308648	Roller Mounting	1	
92	RPC620.303070	Cap	7	
93	RPC700.300227	Ø75 Roller c/w Bearing	4	
94	RPC700.300148	Ø75 Roller c/w Bearings	4	
95	RPGM070.00446	Felt Seal	6	
96	RPGM089.00565	Roller Shield	6	
97	RPM180.303071	Roller Bush	4	
98	RPM180.300308	Roller Spindle	2	
99	RPM256.300133	Clamp Strip	2	
100	RPW240.300992	Perspex Scraper	2	
101	RPW240.310380	Scraper	4	
102				
103	SS030026/005	Steel Spacer	a/r	
104	RPM176.306319	Steel Spacer (10mm)	a/r	
105	SS030026/072	Steel Spacer	2	
106	SS030017/025	Steel Spacer	6	

**T2 SPARE PARTS****10.4d**

Machines from Serial No T2-251

**1125mm Discharge Elevator**

Item	Part No.	Description	Qty.	Remarks
	<b>0000301600</b>	<b>Roller Assembly Consists Of:</b>		
107	0000301601	Roller	1	
108	0000301602	Spindle	1	
109	6204RS	Bearing	1	
110	12298	Circlip	1	
	<b>19356</b>	<b>Roller Assembly Consists Of:</b>		
111	0000300504	Felt Seal	1	
112	11265	Spindle	1	
113	6005RS	Bearing	2	
114	PH407	Seal	1	
115	PH408	Seal	1	
116	PH77AR	Plain Roller	1	
117	PS843	Circlip	2	
	<b>47083</b>	<b>Roller Assembly Consists Of:</b>		
118	0000300504	Felt Seal	2	
119	47141	Roller Spindle	1	
120	6005RS	Bearing	2	
121	PH408	Seal	2	
121a	PH51AR	Flanged Roller	1	
121b	PS843	Circlip	2	
	<b>12506</b>	<b>Roller Assembly Consists Of:</b>		
122	0000300504	Felt Seal	1	
123	11265	Spindle	1	
124	6005RS	Bearing	2	
125	PH407	Seal	1	
126	PH408	Seal	1	
127	PH51AR	Flanged Roller	1	
128	PS843	Circlip	2	
	<b>RPA510.309022</b>	<b>Roller Assembly Consists Of:</b>		
129	12298	Circlip	1	
130	6204	Bearing	2	
131	RPC648.061000	M6 Straight Grease Nipple	1	
132	RPGM060.00416	Spacer	1	
133	RPM156.300677	Flanged Roller	1	
134	RPM180.309021	Spindle	1	
135	RPS210.002042	Metal Seal	2	
136	W0113	Circlip	1	
	<b>64257</b>	<b>Roller Assembly Consists Of:</b>		
137	PH51AR	Flanged Roller	1	
138	6005RS	Bearing	2	

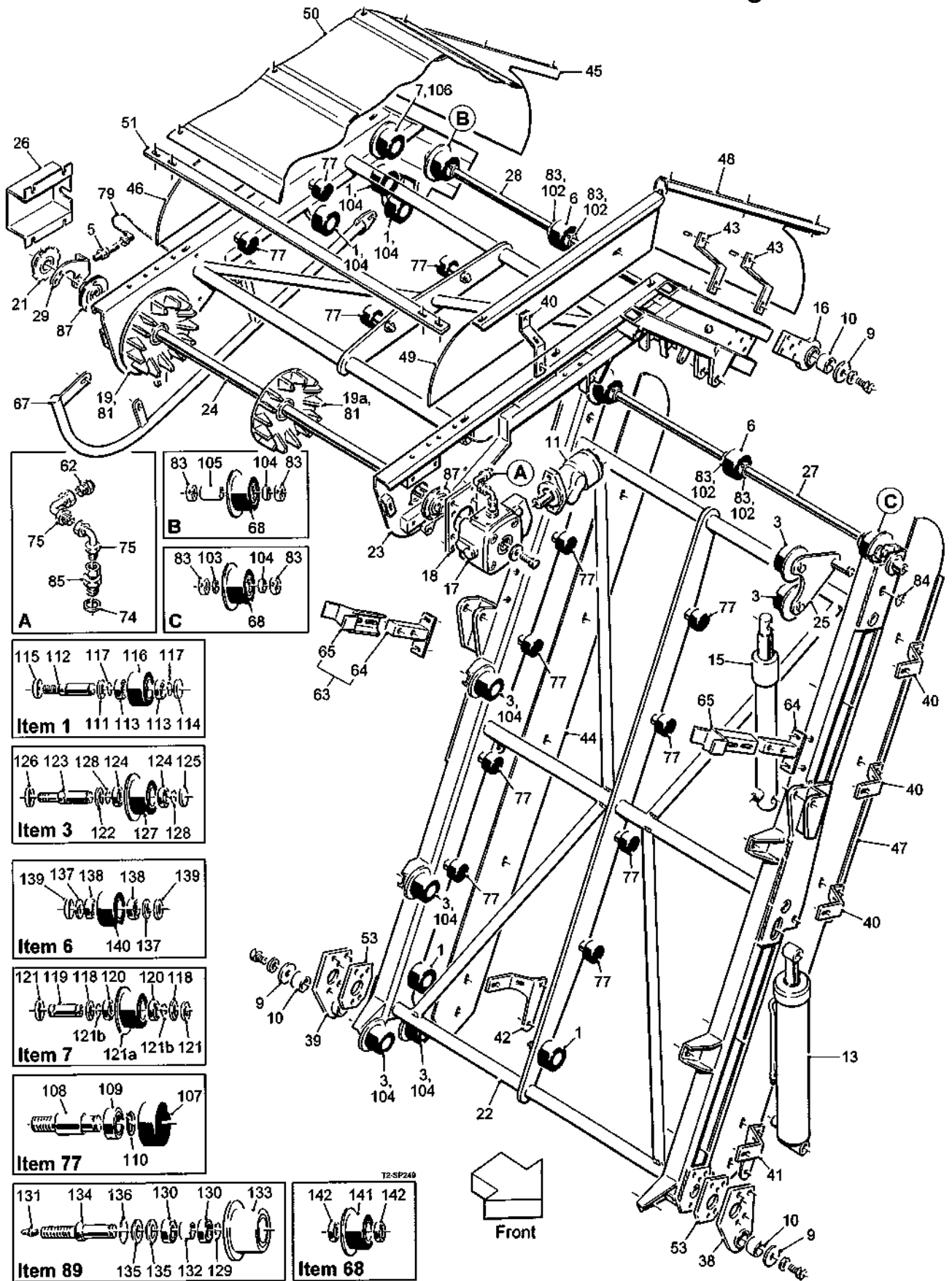
Machines from Serial No T2-251

## 1125mm Discharge Elevator

Item	Part No.	Description	Qty.	Remarks
	<b>59332</b>	<b>Standard Web Assembly Consists Of:</b>		
145	59332/1	Web Belt	2	
146	56825/2	Joiner Set	2	
147	59332/2	Flight Moulding	66	
148	59332/3A	5 Web Bar Section	66	
149	56825/5	Side Finger Moulding	132	
150	59332/6	Joining Rod	1	
151	46847/4	Backing Plate (for web bars)	792	
152	RPF240.160250	Ø6x25 Rivet	1584	
153				
154	59332/3	Bar Moulding	4	
155	22012006/035	M6x35 Hex Head Bolt	8	
156	22012008/035	M8x35 Hex Head Bolt	8	
157	56825/9	Backing Plate (for flights)	132	
158	56825/10	Backing Plate (4 hole tapped)	4	
159				
	<b>59332A</b>	<b>Salad Crop Web Assy Consists Of:</b>		
145	59332/1	Outer Web Belt	2	
146	56825/2	Joiner Set	3	
147	59332/2	Flight Moulding	65	
148	59332A/3	Ø30 Web Bar Moulding	326	
149	56825/5	Side Finger Moulding	130	
150	59332/6	Joining Rod	1	
151	-	Backing Plate	a/r	
152	-	Rivet	a/r	
153	59332A/1	Centre Web Belt	1	(not shown)
	<b>59027</b>	<b>Soft-Drop Web Assembly Consists Of:</b>		
160	59027/1	Web Belt	2	
161	59111	Side Finger (short stem)	128	
162	59111L	Side Finger (long stem)	128	
163	RPS83/5	LH Flight Socket	64	
164	RPS83/6	RH Flight Socket	64	
165	59027/2	Web Flight	64	
166	RPS83/9	Joiner Set (Griff)	2 pair	
	RPS83/9H	Joiner Set (Hessel)	2 pair	
167	RPS83/13	Drop-away Link	2	(not shown)
168	-	Ø16 PVC Sleeve Only	197	
169	RPS83/3	Web Rod Only	197	Ø6 holes
	RPS83/10	Web Rod (rubber covered)	197	Ø5.5 holes
170	RPS83/11	Joining Rod	1	
171	44237/14	Backing Plate (M6 tapped holes)	256	For side fingers
172	22016006/013	M6x13 CSK Screw	1056	
173	-	Sheet	1	
174	57058/4	Ø5.5x23 Rivet	788	
175	12238/6	Backing Plate (plain holes)	394	
176	37580/13	Ø5.5x31 Rivet	8	For Griff Joiner Set

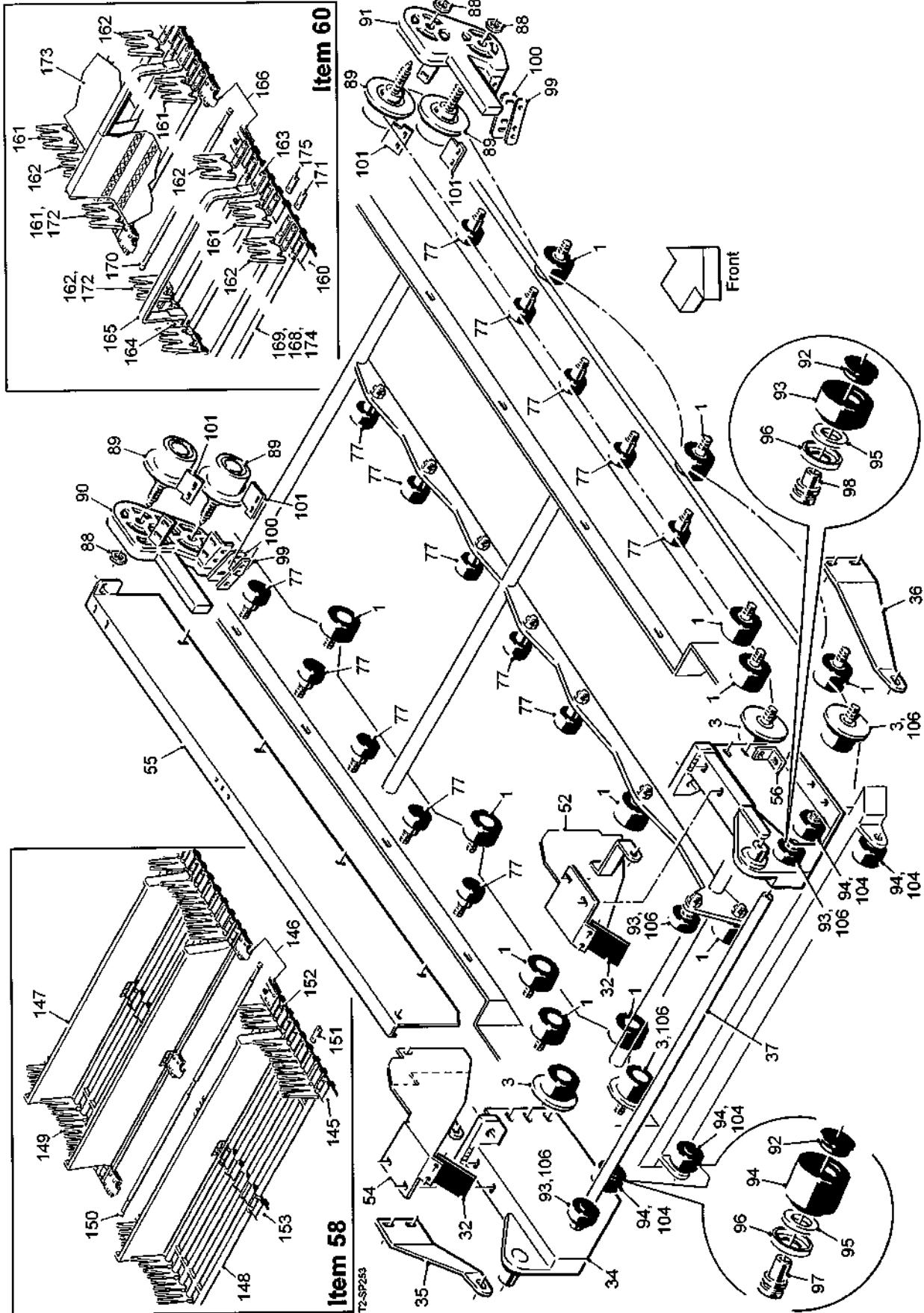
Machines from Serial No T2-210

**1300mm Discharge Elevator**



Machines from Serial No T2-210

1300mm Discharge Elevator



**T2 SPARE PARTS****10.5b**

Machines from Serial No T2-210

**1300mm Discharge Elevator**

Item	Part No.	Description	Qty.	Remarks
1	19356	Roller Assembly	21	(see list at end)
2				
3	12506	Roller Assembly	16	(see list at end)
4				
5	32037/1	Proximity Sensor	1	
6	32719	Roller Assembly	2	(see list at end)
7	47083	Roller Assembly	2	(see list at end)
8				
9	46196	Pivot Retainer	4	
10	46379	Nylon Bush	4	
11	46855RP	Hydraulic Motor (rear port)	1	
12				
13	51044	Hydraulic Ram	2	
14				
15	56256	Hydraulic Ram	2	
16	56591	Top Pivot Plate	2	
17	56641	Gearbox Assembly	1	
18	56656	Reaction Plate	1	
19	56884	Drive Sprocket	2	
19a	56885	Centre Drive Sprocket	1	
20				
21	59151	Sensor Disc	1	
22	59228W	Elevator Centre Frame (1300mm)	1	
23	64179W	Elevator Top Section (1300mm)	1	
24	59791	Drive Shaft	1	
25	59244A	Roller Bracket	2	
26	59313	Sensor Guard	1	
27	59786	Tie Bar	1	
28	59788	Tie Bar	1	
29	59364	Sensor Bracket	1	
30	59415	Front Deflector	1	
31				
32	59436	Rubber Flap	2	
33	59653	Elevator Front Mounting	1	
34	59654	Elevator Rear Mounting	1	
35	59655	Rear Brace	1	
36	59656	Front Brace	1	
37	59789	Ø40 Tie Bar	1	
38	59658	Bottom Pivot Plate	1	
39	59659	Bottom Pivot Plate	1	
40	59573	Panel Mounting Bracket (short)	12	
41	59573A	Front Panel Mounting Bracket	1	
42	59573B	Rear Panel Mounting Bracket	1	Not used with windrowkit
43	59574	Panel Mounting Bracket (long)	4	
44	59575	Rear Lower Side Panel	1	
45	59576	Rear Middle Side Panel	1	
46	59577	Rear Top Side Panel	1	Not used with windrowkit
47	59578	Front Lower Side Panel	1	
48	59579	Front Middle Side Panel	1	
49	59580	Front Top Side Panel	1	
50	59782	Elevator Cover (1300mm)	1	
51	59790	Cover Support	5	
52	59668	Front Elevator Web Side	1	
	59668B	Front Elevator Web Side	1	Used with roller table
53	59766	10mm Spacer Plate	2	4mm use 59766/4

## 10.5c

## T2 SPARE PARTS

Machines from Serial No T2-210

## 1300mm Discharge Elevator

Item	Part No.	Description	Qty.	Remarks
54	59669	Rear Elevator Web Side	1	Used with spreader web
	59671	Rear Elevator Web Side	1	Used with picking table
55	59672	Rear Deflector	1	Used with spreader web only
56	59933	Angle Bracket	2	
57				
58	59756	Standard Web Assy (1300mm)	1	Option (see list at end)
59				
60	62760	Soft-Drop Web Assy (1300mm)	1	Option (see list at end)
61				
62	60370	1/4"BSP Breather	1	
63	62950	Elevator Support Complete	2	
64	62950A	Support Base	2	
65	62950B	Support Plate	2	
66				
67	64180	Guard Rail	2	
68	64257	Roller Assembly	4	(see list at end)
69				
70				
71				
72				
73				
74	11124	1/2"BSP Dowty Seal	1	
75	12378	1/4"BSP M F Swept 90°Adaptor	2	
76				
77	0000301600	Roller Assembly	33	(see list at end)
78				
79	JK63720/5	Sensor Cable (15m)	1	
80				
81	HER09681A	Taperlock Bush	3	
82				
83	PS488M	Ø25 Stop Coller	12	
84	PS843	Ø25 External Circlip	2	
85				
86				
87	RAY35	Bearing	2	
88	RPGM002.00066	Locking Washer	4	
89	RPA510.309022	Roller Assembly	4	(see list at end)
90	RPA610.308647	Roller Mounting	1	
91	RPA610.308648	Roller Mounting	1	
92	RPC620.303070	Cap	7	
93	RPC700.300227	Ø75 Roller c/w Bearing	3	
94	RPC700.300148	Ø75 Roller c/w Bearings	4	
95	RPGM070.00446	Felt Seal	7	
96	RPGM089.00565	Roller Shield	7	
97	RPM180.303071	Roller Bush	4	
98	RPM180.300308	Roller Spindle	3	
99	RPM256.300133	Clamp Strip	2	
100	RPW240.300992	Perspex Scraper	2	
101	RPW240.310380	Scraper	4	
102	SS050026/002	Steel Spacer	4	
103	SS030026/005	Steel Spacer	a/r	
104	SS030026/010	Steel Spacer	a/r	
105	SS030026/072	Steel Spacer	2	
106	SS030017/025	Steel Spacer	4	



**T2 SPARE PARTS****10.5d**

Machines from Serial No T2-210

**1300mm Discharge Elevator**

Item	Part No.	Description	Qty.	Remarks
	<b>0000301600</b>	<b>Roller Assembly Consists Of:</b>		
107	0000301601	Roller	1	
108	0000301602	Spindle	1	
109	6204RS	Bearing	1	
110	12298	Circlip	1	
	<b>19356</b>	<b>Roller Assembly Consists Of:</b>		
111	0000300504	Felt Seal	1	
112	11265	Spindle	1	
113	6005RS	Bearing	2	
114	PH407	Seal	1	
115	PH408	Seal	1	
116	PH77AR	Plain Roller	1	
117	PS843	Circlip	2	
	<b>47083</b>	<b>Roller Assembly Consists Of:</b>		
118	0000300504	Felt Seal	2	
119	47141	Roller Spindle	1	
120	6005RS	Bearing	2	
121	PH408	Seal	2	
121a	PH51AR	Flanged Roller	1	
121b	PS843	Circlip	2	
	<b>12506</b>	<b>Roller Assembly Consists Of:</b>		
122	0000300504	Felt Seal	1	
123	11265	Spindle	1	
124	6005RS	Bearing	2	
125	PH407	Seal	1	
126	PH408	Seal	1	
127	PH51AR	Flanged Roller	1	
128	PS843	Circlip	2	
	<b>RPA510.309022</b>	<b>Roller Assembly Consists Of:</b>		
129	12298	Circlip	1	
130	6204	Bearing	2	
131	RPC648.061000	M6 Straight Grease Nipple	1	
132	RPGM060.00416	Spacer	1	
133	RPM156.300677	Flanged Roller	1	
134	RPM180.309021	Spindle	1	
135	RPS210.002042	Metal Seal	2	
136	W0113	Circlip	1	
	<b>32719</b>	<b>Roller Assembly Consists Of:</b>		
137	0000300504	Felt Seal	2	
138	6005RS	Bearing	2	
139	PH408	Seal	2	
140	PH77AR	Plain Roller	1	

**10.5e****T2 SPARE PARTS**

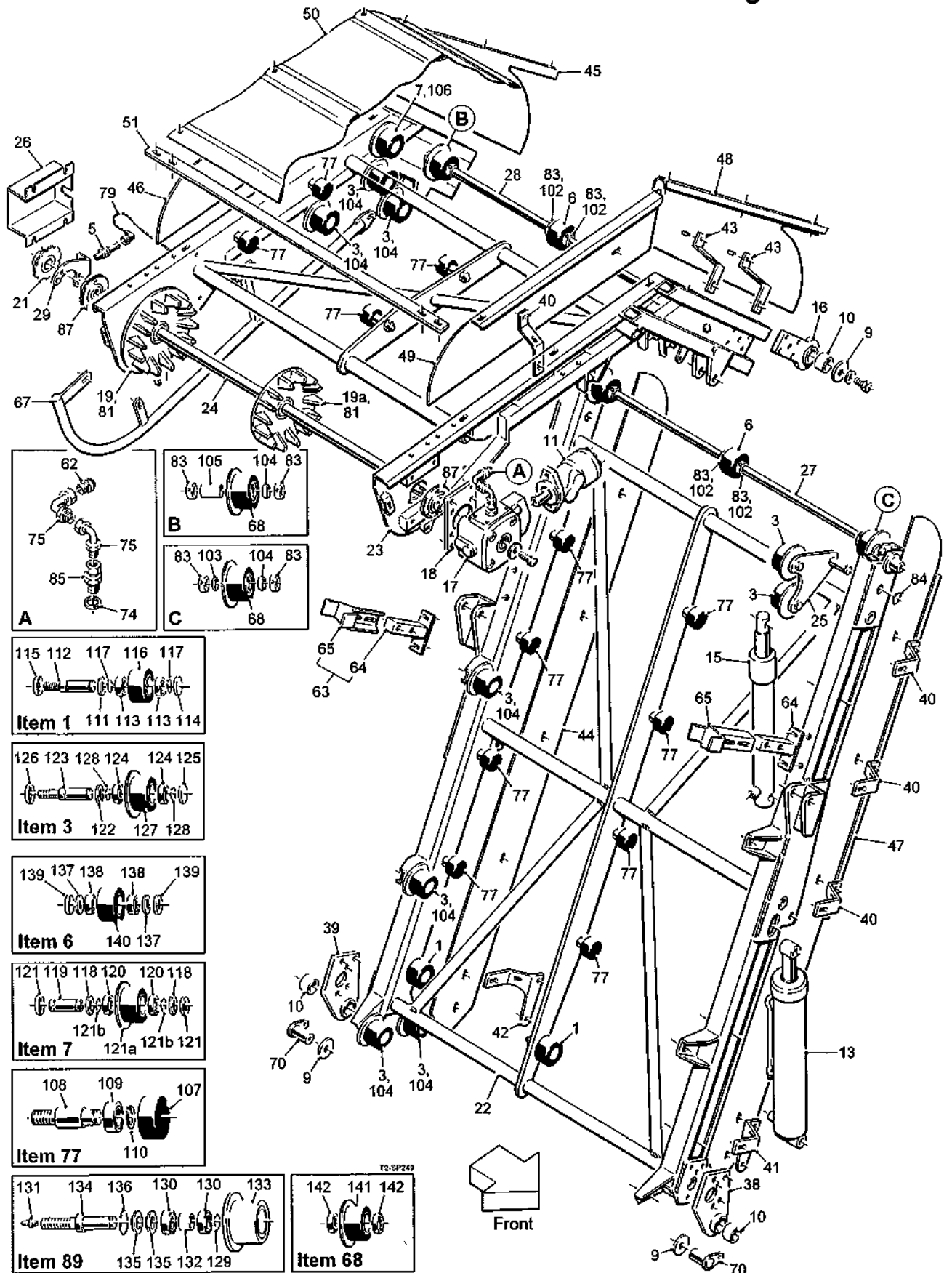
Machines from Serial No T2-210

**1300mm Discharge Elevator**

Item	Part No.	Description	Qty.	Remarks
	<b>64257</b>	<b>Roller Assembly Consists Of:</b>		
141	PH51AR	Flanged Roller	2	
142	6005RS	Bearing	2	
	<b>59756</b>	<b>Standard Web Assembly Consists Of:</b>		
145	59756/1	Web Belt	2	
146	56825/2	Joiner Set	3	
147	56825/3	Flight Moulding	65	
148	56825/4	Web Bar Moulding	326	
149	56825/5	Side Finger Moulding	130	
150	56825/6	Joining Rod	1	
151	-	Backing Plate	a/r	
152	-	Rivet	a/r	
153	-	Centre Belt	1	
	<b>62760</b>	<b>Soft-Drop Web Assembly Consists Of:</b>		
160	59027/1	Web Belt	2	
161	59111	Side Finger (outer)	128	
162	59111L	Side Finger (inner)	128	(not shown)
163	RPS83/5	LH Flight Socket	64	
164	RPS83/6	RH Flight Socket	64	
165	62760/1	Web Flight	64	
166	RPS83/9	Joiner Set	2 pairs	
167	62760/2	Drop-away Link	2	
168	-	Ø16 PVC Sleeve	197	
169	-	Steel Web Rod	197	
170	62760/3	Joining Rod	1	
171	44237/14	Backing Plate (M6 tapped holes)	256	
172	22016006/013	M6x13 CSK Screw	1056	
173	-	Sheet	1	
174	-	Rivet	788	
175	-	Backing Plate (plain holes)	394	

Machines from Serial No T2-239

1300mm Discharge Elevator

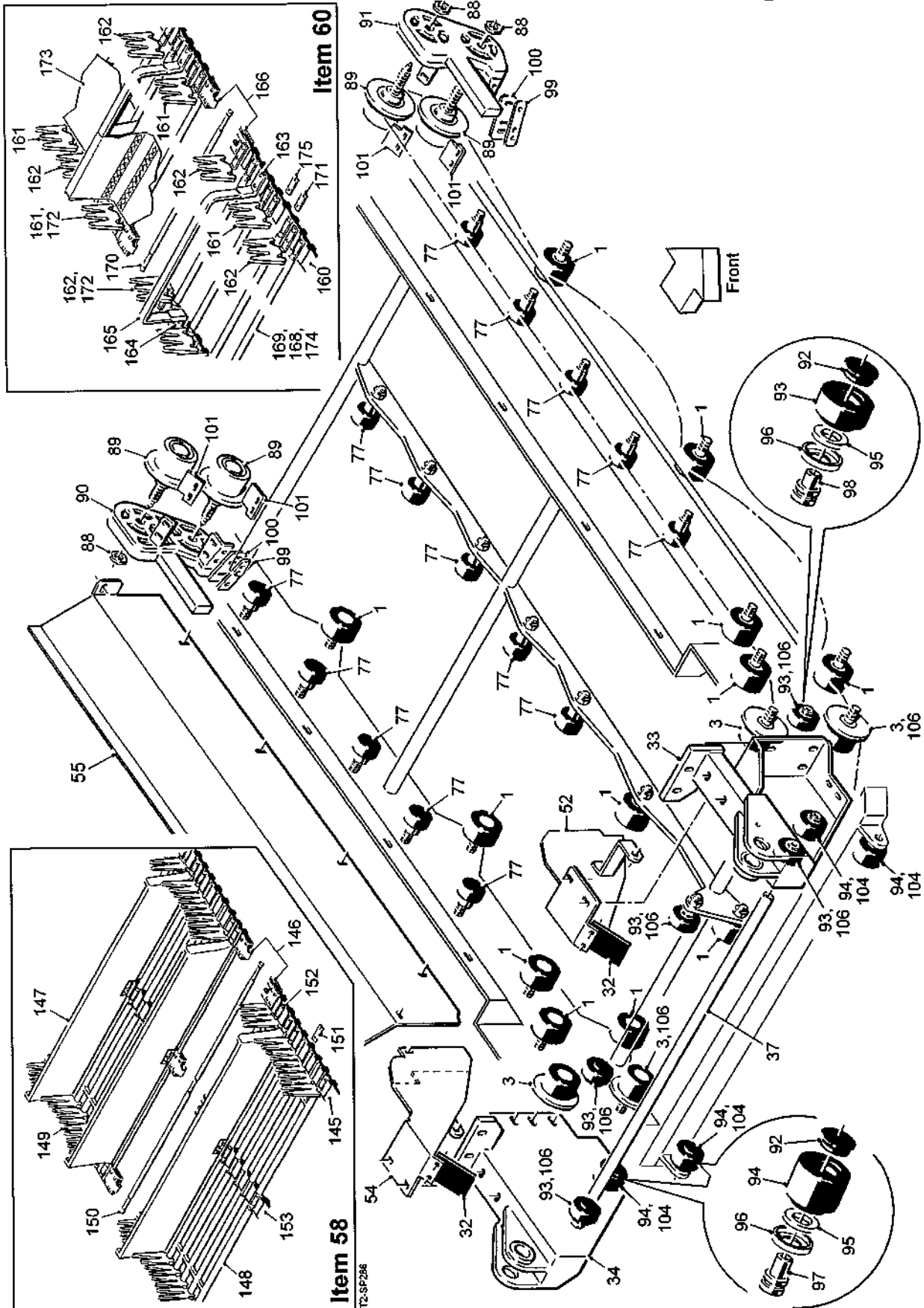


# 10.5a

# T2 SPARE PARTS

Machines from Serial No T2-239

## 1300mm Discharge Elevator



**T2 SPARE PARTS****10.5b**

Machines from Serial No T2-239

**1300mm Discharge Elevator**

Item	Part No.	Description	Qty.	Remarks
1	19356	Roller Assembly	15	(see list at end)
2				
3	12506	Roller Assembly	22	(see list at end)
4				
5	32037/1	Proximity Sensor	1	
6	32719	Roller Assembly	2	(see list at end)
7	47083	Roller Assembly	2	(see list at end)
8				
9	46196	Pivot Retainer	4	
10	46379	Nylon Bush	4	
11	46855RP	Hydraulic Motor (rear port)	1	
12				
13	51044	Hydraulic Ram	2	
14				
15	56256	Hydraulic Ram	2	
16	56591	Top Pivot Plate	2	
17	56641	Gearbox Assembly	1	
18	56656	Reaction Plate	1	
19	56884	Drive Sprocket	2	
19a	56885	Centre Drive Sprocket	1	
20				
21	59151	Sensor Disc	1	
22	59228W	Elevator Centre Frame (1300mm)	1	Standard frame
	59228WL	Elevator Centre Frame (1300mm)	1	800mm longer frame
23	64179W	Elevator Top Section (1300mm)	1	
24	59791	Drive Shaft	1	
25	59244A	Roller Bracket	2	
26	59313	Sensor Guard	1	
27	59786	Tie Bar	1	
28	59788	Tie Bar	1	
29	59364	Sensor Bracket	1	
30	59415	Front Deflector	1	
31				
32	59436	Rubber Flap	2	
33	59653A	Elevator Front Mounting	1	
34	59654A	Elevator Rear Mounting	1	
35				
36				
37	59789	Ø40 Tie Bar	1	
38	59658	Bottom Pivot Plate	1	
39	59659	Bottom Pivot Plate	1	
40	59573	Panel Mounting Bracket (short)	12	
41	59573A	Front Panel Mounting Bracket	1	
42	59573B	Rear Panel Mounting Bracket	1	Not used with windrowkit
43	59574	Panel Mounting Bracket (long)	4	
44	59575	Rear Lower Side Panel	1	Standard centre frame
	59984	Rear Side Panel Half (bottom)	1	800mm longer centre frame
	59986	Rear Side Panel Half (top)	1	800mm longer centre frame
45	59576	Rear Middle Side Panel	1	
46	59577	Rear Top Side Panel	1	Not used with windrowkit
47	59578	Front Lower Side Panel	1	Standard centre frame
	59983	Front Side Panel Half (bottom)	1	800mm longer centre frame
	59985	Front Side Panel Half (top)	1	800mm longer centre frame
48	59579	Front Middle Side Panel	1	
49	59580	Front Top Side Panel	1	

**10.5c****T2 SPARE PARTS**

Machines from Serial No T2-239

**1300mm Discharge Elevator**

Item	Part No.	Description	Qty.	Remarks
50	59782	Elevator Cover (1300mm)	1	
51	59790	Cover Support	5	
52	59668	Front Elevator Web Side	1	
	59668B	Front Elevator Web Side	1	Used with roller table
53				
54	59669	Rear Elevator Web Side	1	Used with spreader web
	59671	Rear Elevator Web Side	1	Used with picking table
55	64462	Rear Deflector	1	Used with spreader web only
56				
57				
58	59756	Standard Web Assy (1300mm)	1	Option (see list at end)
59				
60	62760	Soft-Drop Web Assy (1300mm)	1	Option (see list at end)
61				
62	60370	1/4"BSP Breather	1	
63	62950	Elevator Support Complete	2	
64	62950A	Support Base	2	
65	62950B	Support Plate	2	
66				
67	64180	Guard Rail	2	
68	64257	Roller Assembly	4	(see list at end)
69				
70	68038	Pivot Pin	2	
71				
72				
73				
74	11124	1/2"BSP Dowty Seal	1	
75	12378	1/4"BSP M F Swept 90°Adaptor	2	
76				
77	0000301600	Roller Assembly	33	(see list at end)
78				
79	JK63720/5	Sensor Cable (15m)	1	
80				
81	HER09681A	Taperlock Bush	3	
82				
83	PS488M	Ø25 Stop Coller	12	
84	PS843	Ø25 External Circlip	2	
85				
86				
87	RAY35	Bearing	2	
88	RPGM002.00066	Locking Washer	4	
89	RPA510.309022	Roller Assembly	4	(see list at end)
90	RPA610.308647	Roller Mounting	1	
91	RPA610.308648	Roller Mounting	1	
92	RPC620.303070	Cap	7	
93	RPC700.300227	Ø75 Roller c/w Bearing	5	
94	RPC700.300148	Ø75 Roller c/w Bearings	4	
95	RPGM070.00446	Felt Seal	7	
96	RPGM089.00565	Roller Shield	7	
97	RPM180.303071	Roller Bush	4	
98	RPM180.300308	Roller Spindle	3	
99	RPM256.300133	Clamp Strip	2	
100	RPW240.300992	Perspex Scraper	2	
101	RPW240.310380	Scraper	4	

**T2 SPARE PARTS****10.5d**

Machines from Serial No T2-239

**1300mm Discharge Elevator**

Item	Part No.	Description	Qty.	Remarks
102	SS050026/002	Steel Spacer	4	
103	SS030026/005	Steel Spacer	a/r	
104	SS030026/010	Steel Spacer	a/r	
105	SS030026/072	Steel Spacer	2	
106	SS030017/025	Steel Spacer	6	
	<b>0000301600</b>	<b>Roller Assembly Consists Of:</b>		
107	0000301601	Roller	1	
108	0000301602	Spindle	1	
109	6204RS	Bearing	1	
110	12298	Circlip	1	
	<b>19356</b>	<b>Roller Assembly Consists Of:</b>		
111	0000300504	Felt Seal	1	
112	11265	Spindle	1	
113	6005RS	Bearing	2	
114	PH407	Seal	1	
115	PH408	Seal	1	
116	PH77AR	Plain Roller	1	
117	PS843	Circlip	2	
	<b>47083</b>	<b>Roller Assembly Consists Of:</b>		
118	0000300504	Felt Seal	2	
119	47141	Roller Spindle	1	
120	6005RS	Bearing	2	
121	PH408	Seal	2	
121a	PH51AR	Flanged Roller	1	
121b	PS843	Circlip	2	
	<b>12506</b>	<b>Roller Assembly Consists Of:</b>		
122	0000300504	Felt Seal	1	
123	11265	Spindle	1	
124	6005RS	Bearing	2	
125	PH407	Seal	1	
126	PH408	Seal	1	
127	PH51AR	Flanged Roller	1	
128	PS843	Circlip	2	
	<b>RPA510.309022</b>	<b>Roller Assembly Consists Of:</b>		
129	12298	Circlip	1	
130	6204	Bearing	2	
131	RPC648.061000	M6 Straight Grease Nipple	1	
132	RPGM060.00416	Spacer	1	
133	RPM156.300677	Flanged Roller	1	
134	RPM180.309021	Spindle	1	
135	RPS210.002042	Metal Seal	2	
136	W0113	Circlip	1	
	<b>32719</b>	<b>Roller Assembly Consists Of:</b>		
137	0000300504	Felt Seal	2	
138	6005RS	Bearing	2	
139	PH408	Seal	2	
140	PH77AR	Plain Roller	1	

**10.5e****T2 SPARE PARTS**

Machines from Serial No T2-239

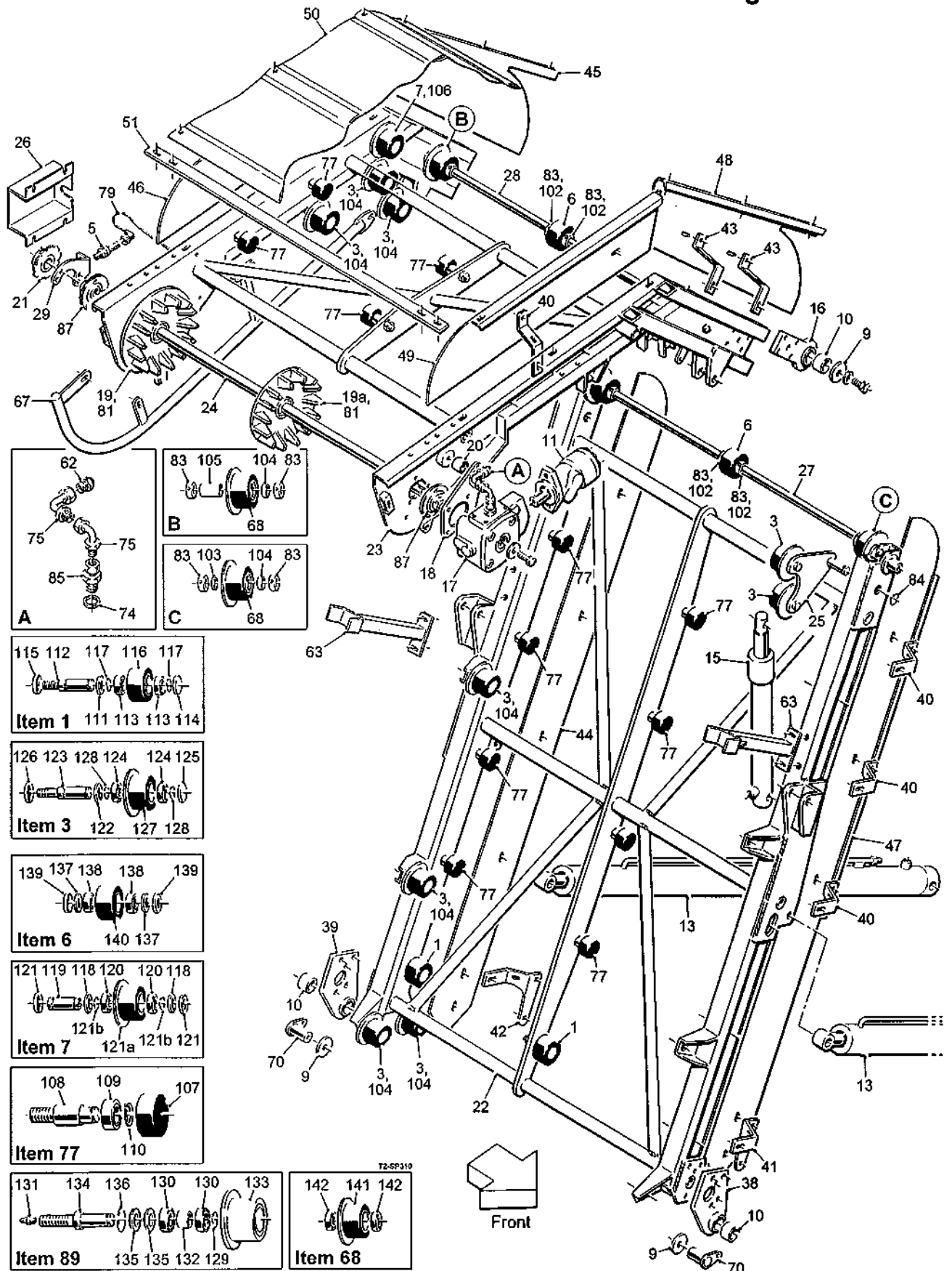
**1300mm Discharge Elevator**

Item	Part No.	Description	Qty.	Remarks
	<b>64257</b>	<b>Roller Assembly Consists Of:</b>		
141	PH51AR	Flanged Roller	2	
142	6005RS	Bearing	2	
	<b>59756</b>	<b>Standard Web Assembly Consists Of:</b>		
145	59756/1	Web Belt	2	
146	56825/2	Joiner Set	3	
147	56825/3	Flight Moulding	65	
148	56825/4	Web Bar Moulding	326	
149	56825/5	Side Finger Moulding	130	
150	56825/6	Joining Rod	1	
151	-	Backing Plate	a/r	
152	-	Rivet	a/r	
153	-	Centre Belt	1	
	<b>62760</b>	<b>Soft-Drop Web Assembly Consists Of:</b>		
160	59027/1	Web Belt	2	
161	59111	Side Finger (outer)	128	
162	59111L	Side Finger (inner)	128	(not shown)
163	RPS83/5	LH Flight Socket	64	
164	RPS83/6	RH Flight Socket	64	
165	62760/1	Web Flight	64	
166	RPS83/9	Joiner Set	2 pairs	
167	62760/2	Drop-away Link	2	
168	-	Ø16 PVC Sleeve	197	
169	-	Steel Web Rod	197	
170	62760/3	Joining Rod	1	
171	44237/14	Backing Plate (M6 tapped holes)	256	
172	22016006/013	M6x13 CSK Screw	1056	
173	-	Sheet	1	
174	-	Rivet	788	
175	-	Backing Plate (plain holes)	394	



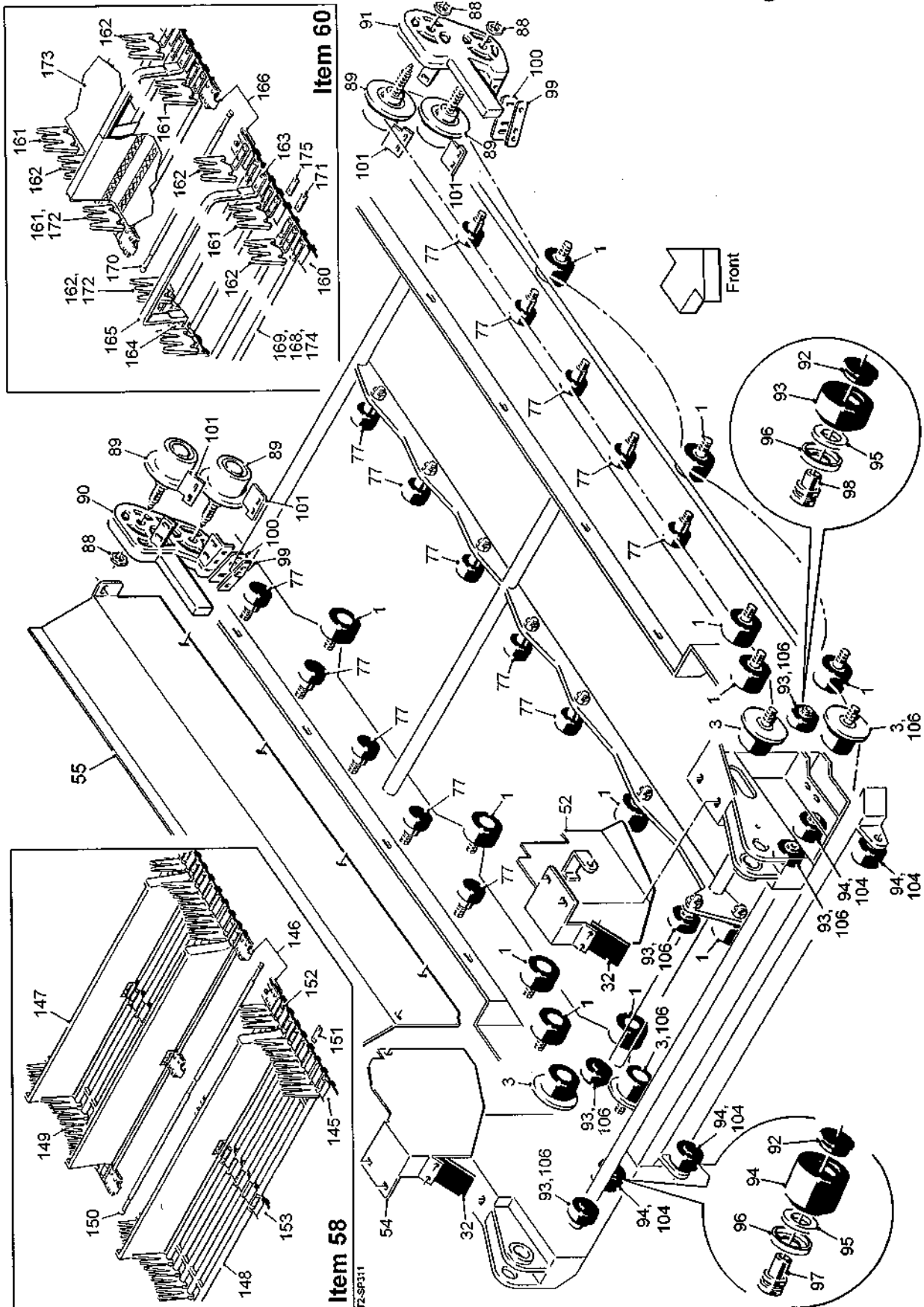
Machines from Serial No T2-251

## 1300mm Discharge Elevator



Machines from Serial No T2-251

1300mm Discharge Elevator



**T2 SPARE PARTS****10.5b**

Machines from Serial No T2-251

**1300mm Discharge Elevator**

Item	Part No.	Description	Qty.	Remarks
1	19356	Roller Assembly	15	(see list at end)
2				
3	12506	Roller Assembly	22	(see list at end)
4				
5	32037/1	Proximity Sensor	1	
6	32719	Roller Assembly	2	(see list at end)
7	47083	Roller Assembly	2	(see list at end)
8				
9	46196	Pivot Retainer	4	
10	46379	Nylon Bush	4	
11	46855RP	Hydraulic Motor (rear port)	1	
12				
13	64714	Hydraulic Ram	2	
14				
15	56256	Hydraulic Ram	2	
16	56591	Top Pivot Plate	2	
17	56641	Gearbox Assembly	1	
18	59679	Reaction Plate	1	
19	56884	Drive Sprocket	2	
19a	56885	Centre Drive Sprocket	1	
20	59680	Bush	1	
21	59151	Sensor Disc	1	
22	59228W	Elevator Centre Frame (1300mm)	1	Standard frame
	59228WL	Elevator Centre Frame (1300mm)	1	800mm longer frame
23	64179W	Elevator Top Section (1300mm)	1	
24	59791	Drive Shaft	1	
25	59244A	Roller Bracket	2	
26	59313	Sensor Guard	1	
27	59786	Tie Bar	1	
28	59788	Tie Bar	1	
29	59364	Sensor Bracket	1	
30	59415	Front Deflector	1	
31				
32	59436	Rubber Flap	2	
33				
34				
35				
36				
37				
38	59658	Bottom Pivot Plate	1	
39	59659	Bottom Pivot Plate	1	
40	59573	Panel Mounting Bracket (short)	12	
41	59573A	Front Panel Mounting Bracket	1	
42	59573B	Rear Panel Mounting Bracket	1	Not used with windrowkit
43	59574	Panel Mounting Bracket (long)	4	
44	59575	Rear Lower Side Panel	1	Standard centre frame
	59984	Rear Side Panel Half (bottom)	1	800mm longer centre frame
	59986	Rear Side Panel Half (top)	1	800mm longer centre frame
45	59576	Rear Middle Side Panel	1	
46	59577	Rear Top Side Panel	1	Not used with windrowkit
47	59578	Front Lower Side Panel	1	Standard centre frame
	59983	Front Side Panel Half (bottom)	1	800mm longer centre frame
	59985	Front Side Panel Half (top)	1	800mm longer centre frame
48	59579	Front Middle Side Panel	1	
49	59580	Front Top Side Panel	1	

Machines from Serial No T2-251

## 1300mm Discharge Elevator

Item	Part No.	Description	Qty.	Remarks
50	59782	Elevator Cover (1300mm)	1	
51	59790	Cover Support	5	
52	64529	Front Elevator Web Side	1	
53				
54	59669C	Rear Elevator Web Side	1	Used with spreader web
	64530	Rear Elevator Web Side	1	Used with picking table
55	64462	Rear Deflector	1	Used with spreader web only
56				
57				
58	59756	Standard Web Assy (1300mm)	1	Option (see list at end)
59				
60	62760	Soft-Drop Web Assy (1300mm)	1	Option (see list at end)
61				
62	60370	1/4"BSP Breather	1	
63	64655A	Elevator Support	2	
64				
65				
66				
67	64180	Guard Rail	2	
68	64257	Roller Assembly	4	(see list at end)
69				
70	68038	Pivot Pin	2	
71				
72				
73				
74	11124	1/2"BSP Dowty Seal	1	
75	12378	1/4"BSP M F Swept 90°Adaptor	2	
76				
77	0000301600	Roller Assembly	33	(see list at end)
78				
79	JK63720/5	Sensor Cable (15m)	1	
80				
81	HER09681A	Taperlock Bush	3	
82				
83	PS488M	Ø25 Stop Coller	12	
84	PS843	Ø25 External Circlip	2	
85				
86				
87	RAY35	Bearing	2	
88	RPGM002.00066	Locking Washer	4	
89	RPA510.309022	Roller Assembly	4	(see list at end)
90	RPA610.308647	Roller Mounting	1	
91	RPA610.308648	Roller Mounting	1	
92	RPC620.303070	Cap	7	
93	RPC700.300227	Ø75 Roller c/w Bearing	5	
94	RPC700.300148	Ø75 Roller c/w Bearings	4	
95	RPGM070.00446	Felt Seal	7	
96	RPGM089.00565	Roller Shield	7	
97	RPM180.303071	Roller Bush	4	
98	RPM180.300308	Roller Spindle	3	
99	RPM256.300133	Clamp Strip	2	
100	RPW240.300992	Perspex Scraper	2	
101	RPW240.310380	Scraper	4	

**T2 SPARE PARTS****10.5d**

Machines from Serial No T2-251

**1300mm Discharge Elevator**

Item	Part No.	Description	Qty.	Remarks
102	SS050026/002	Steel Spacer	4	
103	SS030026/005	Steel Spacer	a/r	
104	RPM176.306319	Steel Spacer (10mm)	a/r	
105	SS030026/072	Steel Spacer	2	
106	SS030017/025	Steel Spacer	6	
	<b>0000301600</b>	<b>Roller Assembly Consists Of:</b>		
107	0000301601	Roller	1	
108	0000301602	Spindle	1	
109	6204RS	Bearing	1	
110	12298	Circlip	1	
	<b>19356</b>	<b>Roller Assembly Consists Of:</b>		
111	0000300504	Felt Seal	1	
112	11265	Spindle	1	
113	6005RS	Bearing	2	
114	PH407	Seal	1	
115	PH408	Seal	1	
116	PH77AR	Plain Roller	1	
117	PS843	Circlip	2	
	<b>47083</b>	<b>Roller Assembly Consists Of:</b>		
118	0000300504	Felt Seal	2	
119	47141	Roller Spindle	1	
120	6005RS	Bearing	2	
121	PH408	Seal	2	
121a	PH51AR	Flanged Roller	1	
121b	PS843	Circlip	2	
	<b>12506</b>	<b>Roller Assembly Consists Of:</b>		
122	0000300504	Felt Seal	1	
123	11265	Spindle	1	
124	6005RS	Bearing	2	
125	PH407	Seal	1	
126	PH408	Seal	1	
127	PH51AR	Flanged Roller	1	
128	PS843	Circlip	2	
	<b>RPA510.309022</b>	<b>Roller Assembly Consists Of:</b>		
129	12298	Circlip	1	
130	6204	Bearing	2	
131	RPC648.061000	M6 Straight Grease Nipple	1	
132	RPGM060.00416	Spacer	1	
133	RPM156.300677	Flanged Roller	1	
134	RPM180.309021	Spindle	1	
135	RPS210.002042	Metal Seal	2	
136	W0113	Circlip	1	
	<b>32719</b>	<b>Roller Assembly Consists Of:</b>		
137	0000300504	Felt Seal	2	
138	6005RS	Bearing	2	
139	PH408	Seal	2	
140	PH77AR	Plain Roller	1	

**10.5e****T2 SPARE PARTS**

Machines from Serial No T2-251

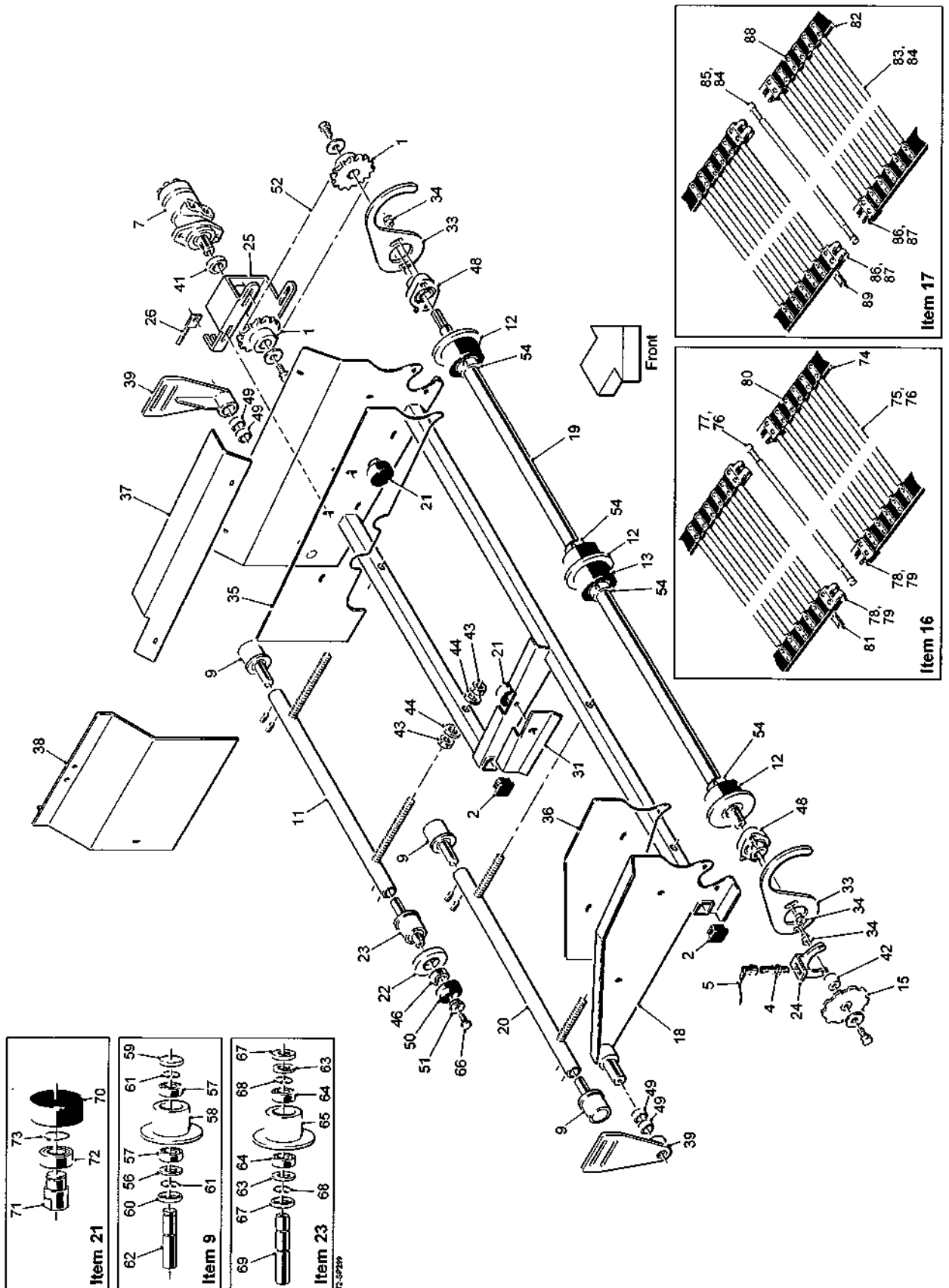
**1300mm Discharge Elevator**

Item	Part No.	Description	Qty.	Remarks
	<b>64257</b>	<b>Roller Assembly Consists Of:</b>		
141	PH51AR	Flanged Roller	2	
142	6005RS	Bearing	2	
	<b>59756</b>	<b>Standard Web Assembly Consists Of:</b>		
145	59756/1	Web Belt	2	
146	56825/2	Joiner Set	3	
147	56825/3	Flight Moulding	65	
148	56825/4	Web Bar Moulding	326	
149	56825/5	Side Finger Moulding	130	
150	56825/6	Joining Rod	1	
151	-	Backing Plate	a/r	
152	-	Rivet	a/r	
153	-	Centre Belt	1	
	<b>62760</b>	<b>Soft-Drop Web Assembly Consists Of:</b>		
160	59027/1	Web Belt	2	
161	59111	Side Finger (outer)	128	
162	59111L	Side Finger (inner)	128	(not shown)
163	RPS83/5	LH Flight Socket	64	
164	RPS83/6	RH Flight Socket	64	
165	62760/1	Web Flight	64	
166	RPS83/9	Joiner Set	2 pairs	
167	62760/2	Drop-away Link	2	
168	-	Ø16 PVC Sleeve	197	
169	-	Steel Web Rod	197	
170	62760/3	Joining Rod	1	
171	44237/14	Backing Plate (M6 tapped holes)	256	
172	22016006/013	M6x13 CSK Screw	1056	
173	-	Sheet	1	
174	-	Rivet	788	
175	-	Backing Plate (plain holes)	394	

Machines from Serial No T2-210

## Linked Spreader Web Unit (1125mm elevator)

Assy No 64451B



**10.7a****T2 SPARE PARTS**

Machines from Serial No T2-210

**Linked Spreader Web Unit (1125mm elevator)****Assy No 64451B**

Item	Part No.	Description	Qty.	Remarks
1	27135	17T 3/4"Pitch Sprocket	2	
2	27159	40x40 Plastic Insert	3	
3				
4	32037/1	Proximity Sensor	1	
5	32037/4	Sensor Cable (10m)	1	
6				
7	46855	Hydraulic Motor	1	
8				
9	51666	Roller Assembly	3	(see list at end)
10				
11	56229	Roller Mounting(long thread)	1	
12	56230	Flanged Drive Roller	3	
13	56231	Plain Drive Roller	1	
14				
15	59276	Sensor Disc	1	
16	59212	Short Web Assembly	1	(see list at end)
17	59213	Long Web Assembly	1	(see list at end)
18	64452	Spreader Frame	1	
19	59220	Drive Shaft	1	
20	59221	Roller Mounting (short thread)	1	
21	59222	Roller Assembly	2	(see list at end)
22	59323	Nylon Guard Roller	1	
23	59324A	Roller Assembly	1	(see list at end)
24	59512	Sensor Bracket	1	
25	59663	Motor Mounting	1	
26	59677	Chain Adjuster	1	
27				
28				
29				
30				
31	64054	Stone Deflector	1	
32				
33	64453	Spreader Link	2	
34	64454	Top Hat Boss	4	
35	64455	Stainless Steel Panel LH	1	
36	64456	Stainless Steel Panel RH	1	
37	64457	Deflector Panel	1	
38	64684	Infill Panel	1	Supersedes 64461
39	64463	Pivot Plate	2	
40				
41	SS035026/018	Steel Spacer	1	
42	SS025009/025	Steel Spacer	1	
43	22029020	M20 Full Nut	8	
44	22046020	M20 Flat Washer	8	
45				
46	60052RS	Bearing	1	
47				
48	LFTC35A	Bearing	2	
49	12122	Oilite Bush	4	
50	RPC700.300666	Rubber End Cap	1	
51	RPC700.300667	Spigot Washer	1	
52	RPT732.620056	3/4"Pitch Drive Chain	1	
53				
54	ST41M	Ø40 Locking Collar	4	
55				



**T2 SPARE PARTS****10.7b**

Machines from Serial No T2-210

**Linked Spreader Web Unit (1125mm elevator)****Assy No 64451B**

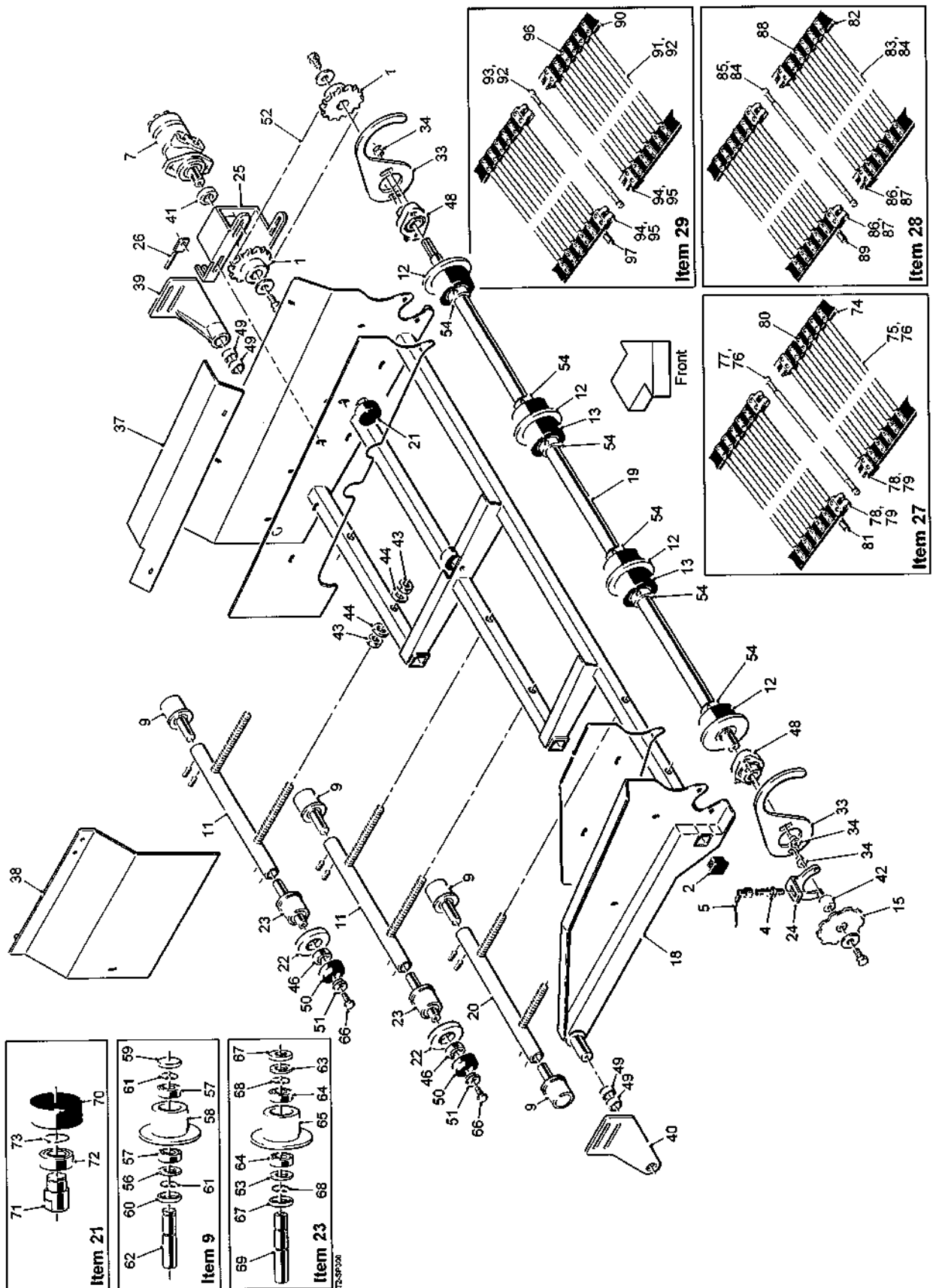
Item	Part No.	Description	Qty.	Remarks
	<b>51666</b>	<b>Roller Assembly Consists Of:</b>		
56	0000300504	Felt Seal	1	
57	6005RS	Bearing	2	
58	46398	Flanged Steel Roller	1	
59	PH407	Seal	1	
60	PH408	Seal	1	
61	PS843	Ø25 External Circlip	2	
62	51664	Roller Spindle	1	
	<b>59324A</b>	<b>Roller Assembly Consists Of:</b>		
63	0000300504	Felt Seal	2	
64	6005RS	Bearing	2	
65	46398	Flanged Steel Roller	1	
66	22125010/030	M10x30 LH Thread Setscrew	1	
67	PH408	Seal	2	
68	PS843	Ø25 External Circlip	2	
69	59322A	Roller Spindle (LH thread)	1	
	<b>59222</b>	<b>Roller Assembly Consists Of:</b>		
70	0000301601	Roller	1	
71	59223	Spindle	1	
72	6204RS	Bearing	1	
73	12298	Circlip	1	
	<b>59212</b>	<b>Short Web Assembly Consists Of:</b>		
74	56232/2	Web Belt	2	
75	56232/1	Web Rod	25	
76	56232/5	Rod Cover	26	
77	56232/4	Joining Rod	1	
78	51301/3	'F' Type Joiner (2 hole)	4	
79	DIN661 5x25	Ø5x25 Rivet	8	
80	DIN661 5x22	Ø5x22 Rivet	100	
81	46849/2	Clamp Plate	44	
	<b>59213</b>	<b>Long Web Assembly Consists Of:</b>		
82	56232/2	Web Belt	2	
83	56232/1	Web Rod	51	
84	56232/5	Rod Cover	52	
85	56232/4	Joining Rod	1	
86	51301/3	'F' Type Joiner (2 hole)	4	
87	DIN661 5x25	Ø5x25 Rivet	8	
88	DIN661 5x22	Ø5x22 Rivet	204	
89	46849/2	Clamp Plate	102	



Machines from Serial No T2-210

## Linked Spreader Web Unit (1300mm elevator)

Assy No 64479B



**10.8a****T2 SPARE PARTS**

Machines from Serial No T2-210

**Linked Spreader Web Unit (1300mm elevator)****Assy No 64479B**

Item	Part No.	Description	Qty.	Remarks
1	27135	17T 3/4"Pitch Sprocket	2	
2	27159	40x40 Plastic Insert	5	
3				
4	32037/1	Proximity Sensor	1	
5	32037/4	Sensor Cable (10m)	1	
6				
7	46855	Hydraulic Motor	1	
8				
9	51666	Roller Assembly	4	(see list at end)
10				
11	59764	Roller Mounting(long thread)	2	
12	56230	Flanged Drive Roller	4	
13	56231	Plain Drive Roller	2	
14				
15	59276	Sensor Disc	1	
16				
17				
18	64478	Spreader Frame	1	
19	59763	Drive Shaft	1	
20	59765	Roller Mounting (short thread)	1	
21	59222	Roller Assembly	2	(see list at end)
22	59323	Nylon Guard Roller	2	
23	59324A	Roller Assembly	2	(see list at end)
24	59512	Sensor Bracket	1	
25	59663	Motor Mounting	1	
26	59677	Chain Adjuster	1	
27	59758	Short Web Assembly	1	(see list at end)
28	59759	Intermediate Web Assembly	1	(see list at end)
29	59760	Long Web Assembly	1	(see list at end)
30				
31				
32				
33	64453	Spreader Link	2	
34	64454	Top Hat Boss	4	
35	64455A	Stainless Steel Panel LH	1	
36	64456A	Stainless Steel Panel RH	1	
37	64457	Deflector Panel	1	
38	64684A	Infill Panel	1	Supersedes 64461A
39	64464	Pivot Plate LH	1	
40	64482	Pivot Plate RH	1	
41	SS035026/018	Steel Spacer	1	
42	SS025009/025	Steel Spacer	1	
43	22029020	M20 Full Nut	12	
44	22046020	M20 Flat Washer	12	
45				
46	60052RS	Bearing	2	
47				
48	LFTC35A	Bearing	2	
49	12122	Oilite Bush	4	
50	RPC700.300666	Rubber End Cap	2	
51	RPC700.300667	Spigot Washer	2	
52	RPT732.620056	3/4"Pitch Drive Chain	1	
53				
54	ST41M	Ø40 Locking Collar	4	
55				

**T2 SPARE PARTS****10.8b**

Machines from Serial No T2-210

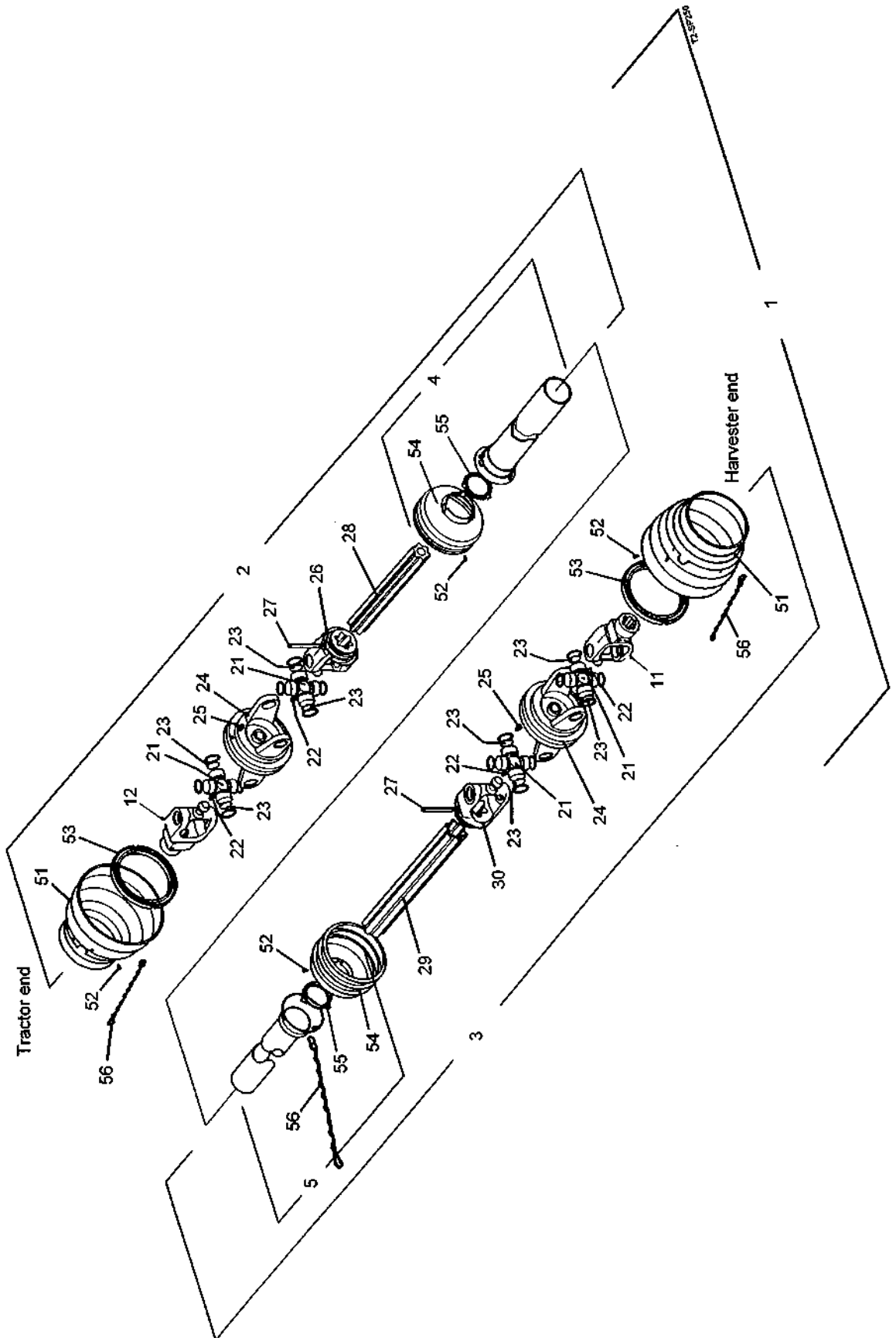
**Linked Spreader Web Unit (1300mm elevator)****Assy No 64479B**

Item	Part No.	Description	Qty.	Remarks
	<b>51666</b>	<b>Roller Assembly Consists Of:</b>		
56	0000300504	Felt Seal	1	
57	6005RS	Bearing	2	
58	46398	Flanged Steel Roller	1	
59	PH407	Seal	1	
60	PH408	Seal	1	
61	PS843	Ø25 External Circlip	2	
62	51664	Roller Spindle	1	
	<b>59324A</b>	<b>Roller Assembly Consists Of:</b>		
63	0000300504	Felt Seal	2	
64	6005RS	Bearing	2	
65	46398	Flanged Steel Roller	1	
66	22125010/030	M10x30 LH Thread Setscrew	1	
67	PH408	Seal	2	
68	PS843	Ø25 External Circlip	2	
69	59322A	Roller Spindle (LH thread)	1	
	<b>59222</b>	<b>Roller Assembly Consists Of:</b>		
70	0000301601	Roller	1	
71	59223	Spindle	1	
72	6204RS	Bearing	1	
73	12298	Circlip	1	
	<b>59758</b>	<b>Short Web Assy Consists Of:</b>		
74	59758/3	Web Belt	2	
75	59758/1	Web Rod	25	
76	59758/2	Rod Cover	26	
77	59758/4	Joining Rod	1	
78	51301/3	'F' Type Joiner (2 hole)	4	
79	DIN661 5x25	Ø5x25 Rivet	8	
80	DIN661 5x22	Ø5x22 Rivet	92	
81	46849/2	Clamp Plate	46	
	<b>59759</b>	<b>Intermediate Web Assy Consists Of:</b>		
82	59759/3	Web Belt	2	
83	59758/1	Web Rod	45	
84	59758/2	Rod Cover	46	
85	59758/4	Joining Rod	1	
86	51301/3	'F' Type Joiner (2 hole)	4	
87	DIN661 5x25	Ø5x25 Rivet	8	
88	DIN661 5x22	Ø5x22 Rivet	172	
89	46849/2	Clamp Plate	86	
	<b>59760</b>	<b>Long Web Assy Consists Of:</b>		
90	59760/3	Web Belt	2	
91	59758/1	Web Rod	64	
92	59758/2	Rod Cover	65	
93	59758/4	Joining Rod	1	
94	51301/3	'F' Type Joiner (2 hole)	4	
95	DIN661 5x25	Ø5x25 Rivet	8	
96	DIN661 5x22	Ø5x22 Rivet	248	
97	46849/2	Clamp Plate	124	



Machines from Serial No T2-210

PTO Shaft Assembly



**11.1a****T2 SPARE PARTS**

Machines from Serial No T2-210

**PTO Shaft Assembly**

Item	Part No.	Description	Qty.	Remarks
1	RPT895.308607	Wide Angle PTO Shaft c/w Guard	1	1 3/8" 6-spline tractor end
	RPT895.308607-21	Wide Angle PTO Shaft c/w Guard	1	1 3/8" 21-spline tractor end
	-	Wide Angle PTO Shaft c/w Guard	1	1 3/4" 20-spline tractor end
2	-	Inner PTO Shaft c/w Guard	1	
3	-	Outer PTO Shaft c/w Guard	1	
4	RPT845.202000	PTO Guard Outer	1	
5	RPT845.201000	PTO Guard Inner	1	
6				
7				
8				
9				
10				
11	RPT895.308607/3A	1 3/8" 6 Spline Collar Release Yoke	1	
12	RPT895.308607/3A	1 3/8" 6-Spline Collar Release Yoke	1	
	RPT895.308607/5A	1 3/8" 21-Spline Collar Release Yoke	1	
	RPT895.308607/2A	1 3/4" 20-Spline Collar Release Yoke	1	
21	RPT813.060000	Universal Bearing Complete	4	
22	RPC829.270000	Grease Nipple	4	
23	RPT813.067000	Spacer Plate	8	
24	RPT813.410500	Double Yoke c/w Greaser	2	
25	RPT829.120100	Grease Nipple	2	
26	RPT813.131040	Inner Profile Shaft Yoke	1	
27	RPF200.100090	Roll Pin	2	
28	RPT840.440100	Inner Star Profile Shaft	1	
29	RPT840.450100	Outer Star Profile Shaft	1	
30	RPT813.141160	Outer Profile Tube Yoke	1	
51	RPT845.000300	Guard Cone	2	
52	RPT826.150000	Screw	14	
53	RPT842.831500	Bearing Ring	2	
54	RPT845.251200	Guard Cone	2	
55	RPT842.830400	Bearing Ring	2	
56	RPT842.360300	Safety Chain	3	

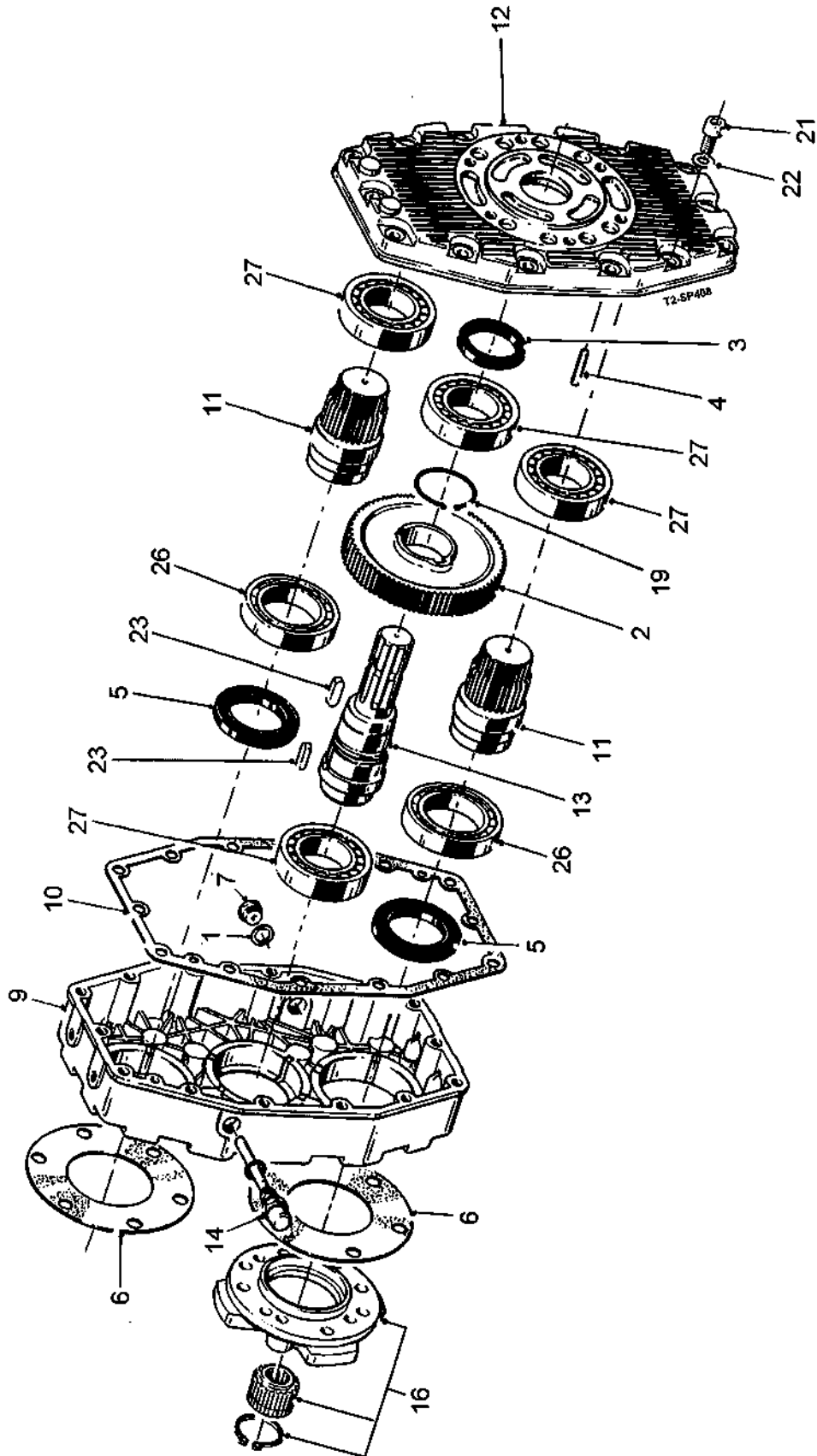


Machines from Serial No T2-210

**Front Gearbox Assemblies**

1000 rpm PTO - Assy No 56108

540 rpm PTO - Assy No 59110



**11.2a****T2 SPARE PARTS**

Machines from Serial No T2-210

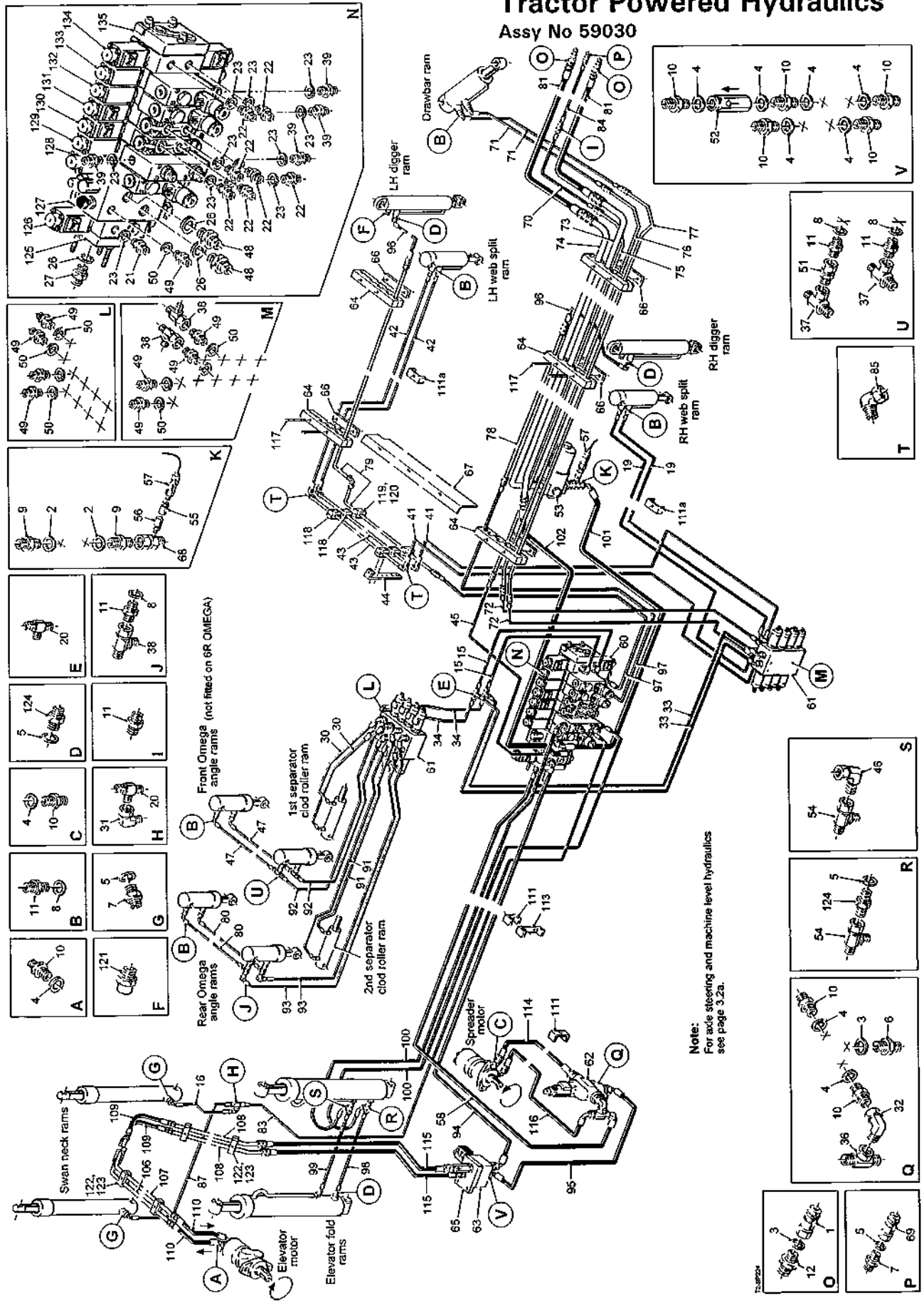
**Front Gearbox Assemblies****1000 rpm PTO - Assy No 56108****540 rpm PTO - Assy No 59110**

Item	Part No.	Description	Qty.	Remarks
1	46336/5	3/8"Gasket	1	
2	56108/1	Crown Wheel (1:2.6)	1	1000 rpm PTO only
	46336/7	Crown Wheel (1:3.8)	1	540 rpm PTO only
3	46336/8	Input Shaft Seal	1	
4	46336/12	Locating Pin	2	
5	46336/14	Shaft Seal (60x85x10)	2	
6	46336/15	Pump Flange Gasket	2	
7	46336/16	3/8"Magnetic Drain Plug	1	
8				
9	46337/1	Front Cover	1	
10	46337/2	Paper Gasket	1	
11	56108/2	Pinion (1:2.6)	2	1000 rpm PTO only
	46337/3	Pinion (1:3.8)	2	540 rpm PTO only
12	46337/4	Rear Cover	1	
13	46337/5	Male Shaft (1 3/8" DIN 9611)	1	
14	46337/6	Dipstick	1	
15				
16	46417	Flange Adaptor Kit Complete	2	
	46418	24T/14TSpline Adaptor Only	2	DO NOT USE 46339
	33130/16	Circlip Only	2	
17				
18				
19	46563	External Circlip	1	
20				
21	22015010/050	M10x50mm Bolt	14	
22	22052010	M10 Washer	14	
23	22062010/035	Key (10x8x35)	2	
24				
25				
26	6012	Bearing (60x95x18)	2	
27	NJ210	Bearing (50x90x20)	4	

Machines from Serial No T2-210

## Tractor Powered Hydraulics

Assy No 59030



**11.3a****T2 SPARE PARTS**

Machines from Serial No T2-210

**Tractor Powered Hydraulics**

Assy No 59030

Item	Part No.	Description	Qty.	Remarks
1	11108A	3/4"BSP Probe	2	
2	11122	1"BSP Dowty Seal	2	
3	11123	3/4"BSP Dowty Seal	5	
4	11124	1/2"BSP Dowty Seal	11	
5	11125	3/8"BSP Dowty Seal	7	
6	11295	1/2"BSPx3/4"BSP M M Adaptor	1	
7	11336	1/4"BSPx3/8"BSP M M Adaptor	5	
8	11337	1/4"BSP Dowty Seal	16	
9	11114	1"BSP M M Adaptor	2	
10	12315	1/2"BSP M M Adaptor	13	
11	12316	1/4"BSP M M Adaptor	17	
12	12560	3/4"BSPx1"BSP M M Adaptor	2	
13				
14				
15	13187	1/4"Hose Assembly (700mm)	2	
16	13188	1/4"Hose Assembly (1000mm)	1	
17				
18				
19	27447	1/4"Hose Assembly (2000mm)	2	
20	27449	1/4"BSP M M M Tee	6	
21	27459	M18x1/2"BSP M M Adaptor	1	
22	27460	M18x1/4"BSP M M Adaptor	7	
23	27461	M18 Dowty Seal	12	
24				
25				
26	31167	M22 Dowty Seal	3	
27	31168	M22x1/2"BSP M M Adaptor	1	
28				
29				
30	32291	1/4"Hose Assembly (1600mm)	2	
31	32474	1/4"BSP MF Compact 90°Adaptor	1	
32	32475	1/2"BSP MF Compact 90°Adaptor	2	
33	32577	1/4"Hose Assembly (1250mm)	2	
34	32890	1/4"Hose Assembly (1500mm)	2	
35				
36	37172	1/2"BSP M M F Tee	1	
37	37199	1/4"BSP M M F Tee	2	
38	37197	1/4"BSP F M M Tee	4	
39	37599	M18x 3/8"BSP M M Adaptor	4	
40				
41	62747	1/4"Hose Assembly (1700mm)	2	
42	62748	1/4"Hose Assembly (3100mm)	2	
43	62749	Ø10 Steel Pipe Assembly	2	
44	62750	Pipe Clamp Support Plate	3	
45	42337	1/4"Hose Assembly (450mm)	1	
46	42343	3/8"BSP MF Compact 90°Adaptor	1	
47	42327	1/4"Hose Assembly (1800mm)	2	
48	44204	M22x1"BSP M M Adaptor	2	
49	44207	M14x1/4"BSP M M Adaptor	21	
50	44208	M14 Dowty Seal	21	
51	46724	1/4"BSP M F Swivel Adaptor		
52	46807	1/2"BSP In-line Check Valve	1	
53	62979	Pressure Filter Complete	1	Element only 37770/1
54	46939	3/8"BSP F M M Tee	2	
55	46960	Pressure Gauge Adaptor	1	

**T2 SPARE PARTS****11.3b**

Machines from Serial No T2-210

**Tractor Powered Hydraulics****Assy No 59030**

Item	Part No.	Description	Qty.	Remarks
56	42305	1/8"BSP Gauge Port	1	
57	51270	Pressure Transmitter	1	
58	51549	1/2"Hose Assembly (4100mm)	1	
59				
60	59103	Valve Bank Assembly	1	(see list at end)
61	59104	Slave Valve	2	
62	59204	Flow Control Valve	1	
63	59215	Motor Valve c/w O'ring	1	
64	62967	Pipe Clamp (10-10-30-30-30-12)	10pair	
65	59280	Valve Base	1	
66	62971	Nylon Clamp Strip	10	
67	62963	Pipe Shield	1	
68	60161	1"BSP M F Gauge Port	1	
69	60166	3/8"BSP Probe	1	
70	60187	1/4"Hose Assembly (900mm)	1	
71	60197	1/4"Hose Assembly (1600mm)	2	
72	60318	1/4"Hose Assembly (1800mm)	2	
73	60662	Ø30 Steel Pipe Assembly	1	
74	60663	Ø30 Steel Pipe Assembly	1	
75	60379	Ø10 Steel Pipe Assembly	1	
76	60388	Ø10 Steel Pipe Assembly	1	
77	60389	Ø10 Steel Pipe Assembly	1	
78	60390	Ø12 Steel Pipe Assembly	1	
79	60391	Ø12 Steel Pipe Assembly	1	
80	23320	1/4"Hose Assembly (2200mm)	2	
81	60671	1"Hose Assembly (3000mm)	2	
82				
83	60405	1/4"Hose Assembly (6300mm)	1	
84	60408	1/4"Hose Assembly (2100mm)	1	
85	60633	L10 MF Elbow	4	
86				
87	60412	1/4"Hose Assembly (2340mm)	1	
88				
89				
90				
91	60418	1/4"Hose Assembly (2400mm)	2	
92	60419	1/4"Hose Assembly (1800mm)	2	
93	60420	1/4"Hose Assembly (2600mm)	2	
94	60426	1/2"Hose Assembly (4100mm)	1	
95	60438	1/2"Hose Assembly (600mm)	1	
96	60439	3/8"Hose Assembly (1050mm)	2	
97	60440	3/8"Hose Assembly (1200mm)	2	
98	60441	3/8"Hose Assembly (1035mm)	1	
99	60442	3/8"Hose Assembly (1045mm)	1	
100	60658	3/8"Hose Assembly (4800mm)	2	
101	60445	1"Hose Assembly (750mm)	1	
102	60682	1"Hose Assembly (720mm)	1	
103				
104				
105				
106	60522	Ø15 Steel Pipe Assembly	1	
107	60523	Ø15 Steel Pipe Assembly	1	
108	60524	Ø15 Steel Pipe Assembly	2	
109	60535	1/2"Hose Assembly (1300mm)	2	

**11.3c****T2 SPARE PARTS**

Machines from Serial No T2-210

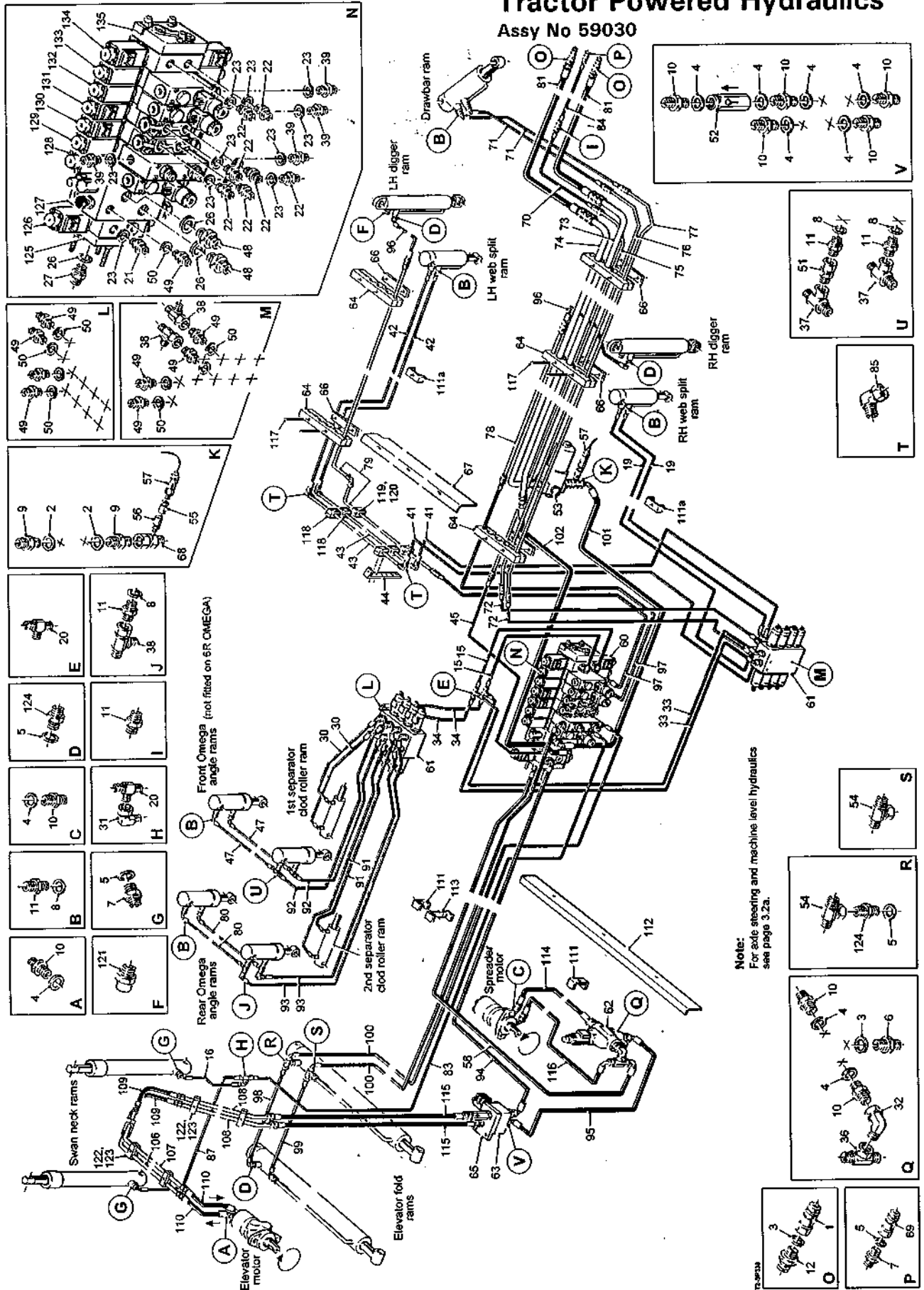
**Tractor Powered Hydraulics****Assy No 59030**

Item	Part No.	Description	Qty.	Remarks
110	60373	1/2"Hose Assembly (450mm)	2	
111	59295	Hose Clamp (2 pipe)	7	
111a	62401	Hose Clamp (2 pipe)	6	
112				
113	59297	Hose Clamp (3 + 2 pipe)	3	
114	60695	1/2"Hose Assembly (2400mm)	1	Not used on inline or easi-pic
115	60537	1/2"Hose Assembly (2350mm)	2	
116	42521	1/2"Hose Assembly (2500mm)	1	Not used on inline or easi-pic
117	22106008/065	M8x65 Clamp Stud	20	
118	RPS466	Ø10 Pipe Clamp Complete	6	
119	RPC654.309025	Pipe Clamp Top Plate	5	
120	RPC654.309026	Pipe Clamp	5	
121	RPP500.202000	1/8"BSP Breather	2	
122	RPC654.308052	Pipe Clamp Top Plate	5	
123	RPC654.309125	Clamp Plate	5	
124	UC31A	3/8"BSP M M Adaptor	4	
	<b>59103</b>	<b>Valve Bank Assembly Consists Of:</b>		
125	46285/6	End Plate	1	
126	51027/1	'Elevator Motor' Section Complete	1	
	59103/3	Solenoid Only	2	
127	46285/4	Inlet Section Complete	1	
128	51028/1	'Swan Neck' Section Complete	1	
	59103/3	Solenoid Only	2	
	51028/4B	Check Solenoid Only	1	
129	51028/3	'Elevator Fold' Section Complete	1	
	RPGM228383	Solenoid Only	2	
130	46285/1	'LH Axle Steer' Section Complete	1	
	RPGM228383	Solenoid Only	2	
131	46285/1	'RH Axle Steer' Section Complete	1	
	RPGM228383	Solenoid Only	2	
132	51028/1	'LH Digger' Section Complete	1	
	RPGM228383	Solenoid Only	2	
	51028/4B	Check Solenoid Only	1	
133	51028/1	'RH Digger' Section Complete	1	
	RPGM228383	Solenoid Only	2	
	51028/4B	Check Solenoid Only	1	
134	46285/10	'Slave Valve' Section Complete	1	
135	46285/7	End Plate	1	

Machines from Serial No T2-251

## Tractor Powered Hydraulics

Assy No 59030



Note:  
For axle steering and machine level hydraulics  
see page 3.2a.

**11.3a****T2 SPARE PARTS**

Machines from Serial No T2-251

**Tractor Powered Hydraulics**

Assy No 59030

Item	Part No.	Description	Qty.	Remarks
1	11108A	3/4"BSP Probe	2	
2	11122	1"BSP Dowty Seal	2	
3	11123	3/4"BSP Dowty Seal	5	
4	11124	1/2"BSP Dowty Seal	11	
5	11125	3/8"BSP Dowty Seal	7	
6	11295	1/2"BSPx3/4"BSP M M Adaptor	1	
7	11336	1/4"BSPx3/8"BSP M M Adaptor	5	
8	11337	1/4"BSP Dowty Seal	16	
9	11114	1"BSP M M Adaptor	2	
10	12315	1/2"BSP M M Adaptor	13	
11	12316	1/4"BSP M M Adaptor	17	
12	12560	3/4"BSPx1"BSP M M Adaptor	2	
13				
14				
15	13187	1/4"Hose Assembly (700mm)	2	
16	13188	1/4"Hose Assembly (1000mm)	1	
17				
18				
19	27447	1/4"Hose Assembly (2000mm)	2	
20	27449	1/4"BSP M M M Tee	6	
21	27459	M18x1/2"BSP M M Adaptor	1	
22	27460	M18x1/4"BSP M M Adaptor	7	
23	27461	M18 Dowty Seal	12	
24				
25				
26	31167	M22 Dowty Seal	3	
27	31168	M22x1/2"BSP M M Adaptor	1	
28				
29				
30	32291	1/4"Hose Assembly (1600mm)	2	
31	32474	1/4"BSP MF Compact 90°Adaptor	1	
32	32475	1/2"BSP MF Compact 90°Adaptor	2	
33	32577	1/4"Hose Assembly (1250mm)	2	
34	32890	1/4"Hose Assembly (1500mm)	2	
35				
36	37172	1/2"BSP M M F Tee	1	
37	37199	1/4"BSP M M F Tee	2	
38	37197	1/4"BSP F M M Tee	4	
39	37599	M18x 3/8"BSP M M Adaptor	4	
40				
41	62747	1/4"Hose Assembly (1700mm)	2	
42	62748	1/4"Hose Assembly (3100mm)	2	
43	62749	Ø10 Steel Pipe Assembly	2	
44	62750	Pipe Clamp Support Plate	3	
45	42337	1/4"Hose Assembly (450mm)	1	
46				
47	42327	1/4"Hose Assembly (1800mm)	2	
48	44204	M22x1"BSP M M Adaptor	2	
49	44207	M14x1/4"BSP M M Adaptor	21	
50	44208	M14 Dowty Seal	21	
51	46724	1/4"BSP M F Swivel Adaptor		
52	46807	1/2"BSP In-line Check Valve	1	
53	62979	Pressure Filter Complete	1	Element only 37770/1
54	42344	3/8"BSP M M F Tee	2	
55	46960	Pressure Gauge Adaptor	1	



**T2 SPARE PARTS****11.3b**

Machines from Serial No T2-251

**Tractor Powered Hydraulics****Assy No 59030**

Item	Part No.	Description	Qty.	Remarks
56	42305	1/8"BSP Gauge Port	1	
57	51270	Pressure Transmitter	1	
58	51549	1/2"Hose Assembly (4100mm)	1	
59				
60	59103	Valve Bank Assembly	1	(see list at end)
61	59104	Slave Valve	2	
62	59204	Flow Control Valve	1	
63	59215	Motor Valve c/w O'ring	1	
64	62967	Pipe Clamp (10-10-30-30-30-12)	10pair	
65	59280	Valve Base	1	
66	62971	Nylon Clamp Strip	10	
67	62963	Pipe Shield	1	
68	60161	1"BSP M F Gauge Port	1	
69	60166	3/8"BSP Probe	1	
70	60187	1/4"Hose Assembly (900mm)	1	
71	60197	1/4"Hose Assembly (1600mm)	2	
72	60318	1/4"Hose Assembly (1800mm)	2	
73	60886	Ø30 Steel Pipe Assembly	1	
74	60885	Ø30 Steel Pipe Assembly	1	
75	60379	Ø10 Steel Pipe Assembly	1	
76	60388	Ø10 Steel Pipe Assembly	1	
77	60389	Ø10 Steel Pipe Assembly	1	
78	60390	Ø12 Steel Pipe Assembly	1	
79	60391	Ø12 Steel Pipe Assembly	1	
80	23320	1/4"Hose Assembly (2200mm)	2	
81	60671	1"Hose Assembly (3000mm)	2	
82				
83	60405	1/4"Hose Assembly (6300mm)	1	
84	60408	1/4"Hose Assembly (2100mm)	1	
85	60633	L10 MF Elbow	4	
86				
87	60412	1/4"Hose Assembly (2340mm)	1	
88				
89				
90				
91	60418	1/4"Hose Assembly (2400mm)	2	
92	60419	1/4"Hose Assembly (1800mm)	2	
93	60420	1/4"Hose Assembly (2600mm)	2	
94	60426	1/2"Hose Assembly (4100mm)	1	
95	60438	1/2"Hose Assembly (600mm)	1	
96	60439	3/8"Hose Assembly (1050mm)	2	
97	60440	3/8"Hose Assembly (1200mm)	2	
98	60744	3/8"Hose Assembly (1300mm)	1	
99	60894	3/8"Hose Assembly (1250mm)	1	
100	60895	3/8"Hose Assembly (5900mm)	2	
101	60887	1"Hose Assembly (850mm)	1	
102	60190	1"Hose Assembly (850mm)	1	
103				
104				
105				
106	60522	Ø15 Steel Pipe Assembly	1	
107	60523	Ø15 Steel Pipe Assembly	1	
108	60524	Ø15 Steel Pipe Assembly	2	
109	60535	1/2"Hose Assembly (1300mm)	2	

**11.3c****T2 SPARE PARTS**

Machines from Serial No T2-251

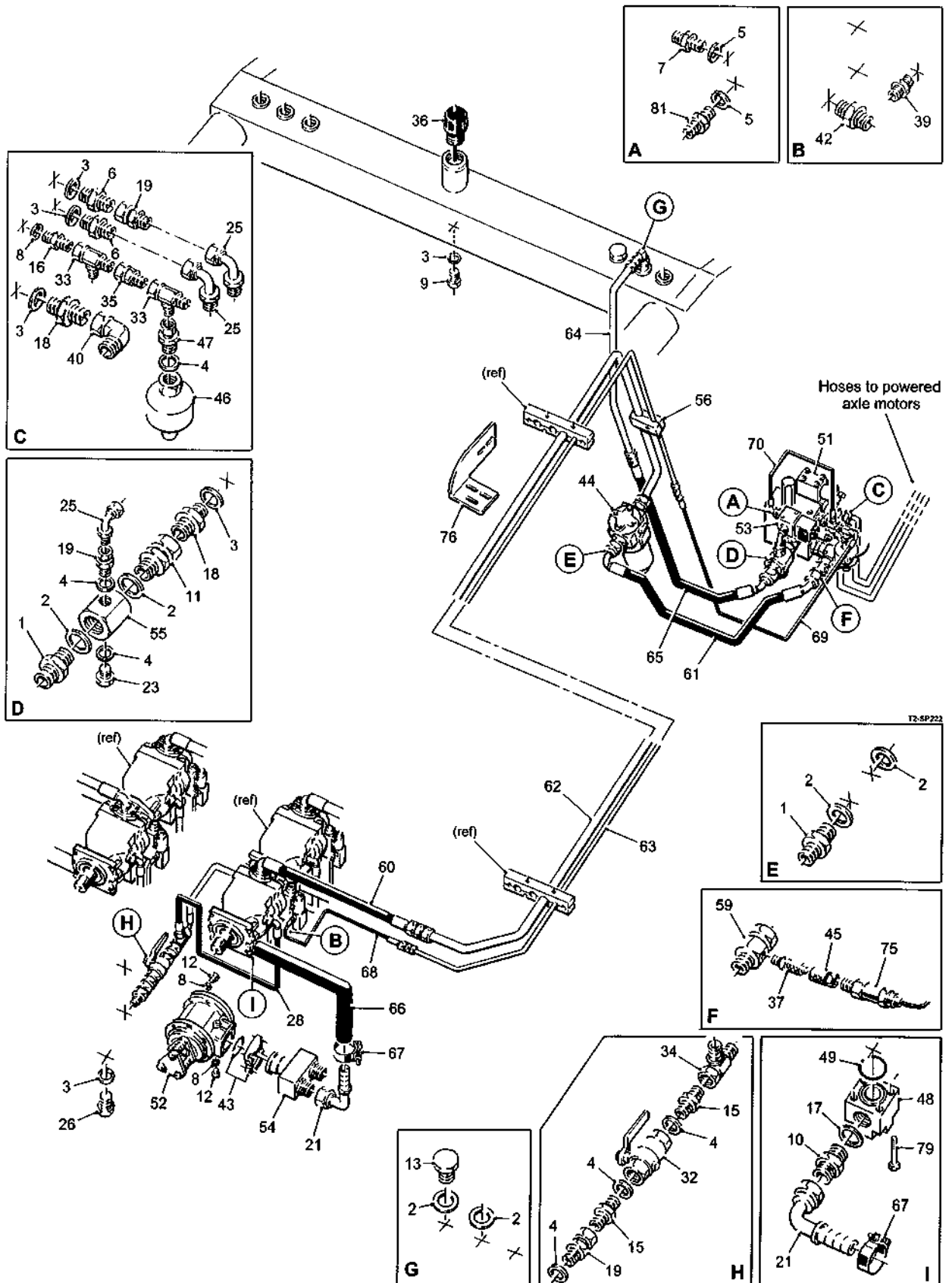
**Tractor Powered Hydraulics****Assy No 59030**

Item	Part No.	Description	Qty.	Remarks
110	60373	1/2"Hose Assembly (450mm)	2	
111	59295	Hose Clamp (2 pipe)	7	
111a	62401	Hose Clamp (2 pipe)	6	
112	64726	Cross Conveyor Pipe Shield	1	
113	59297	Hose Clamp (3 + 2 pipe)	3	
114	60695	1/2"Hose Assembly (2400mm)	1	Not used on inline
115	60537	1/2"Hose Assembly (2350mm)	2	
116	42521	1/2"Hose Assembly (2500mm)	1	Not used on inline
117	22106008/065	M8x65 Clamp Stud	20	
118	RPS466	Ø10 Pipe Clamp Complete	6	
119	RPC654.309025	Pipe Clamp Top Plate	5	
120	RPC654.309026	Pipe Clamp	5	
121	RPP500.202000	1/8"BSP Breather	2	
122	RPC654.308052	Pipe Clamp Top Plate	5	
123	RPC654.309125	Clamp Plate	5	
124	UC31A	3/8"BSP M M Adaptor	4	
125	<b>59103</b> 46285/6	<b>Valve Bank Assembly Consists Of:</b> End Plate	1	
126	51027/1	'Elevator Motor' Section Complete	1	
	59103/4	Solenoid Only	2	
127	46285/4	Inlet Section Complete	1	
128	51028/1	'Swan Neck' Section Complete	1	
	59103/4	Solenoid Only	2	
	51028/4B	Check Solenoid Only	1	
129	51028/3	'Elevator Fold' Section Complete	1	
	59103/4	Solenoid Only	2	
130	46285/1	'LH Axle Steer' Section Complete	1	
	59103/4	Solenoid Only	2	
131	46285/1	'RH Axle Steer' Section Complete	1	
	59103/4	Solenoid Only	2	
132	51028/1	'LH Digger' Section Complete	1	
	59103/4	Solenoid Only	2	
	51028/4B	Check Solenoid Only	1	
133	51028/1	'RH Digger' Section Complete	1	
	59103/4	Solenoid Only	2	
	51028/4B	Check Solenoid Only	1	
134	46285/10	'Slave Valve' Section Complete	1	
135	46285/7	End Plate	1	

Machines from Serial No T2-210

## Powered Axle Hydraulics

Assy No 59031



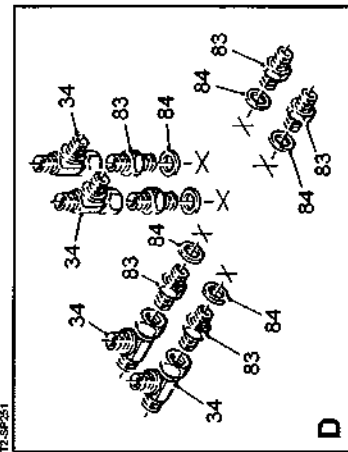
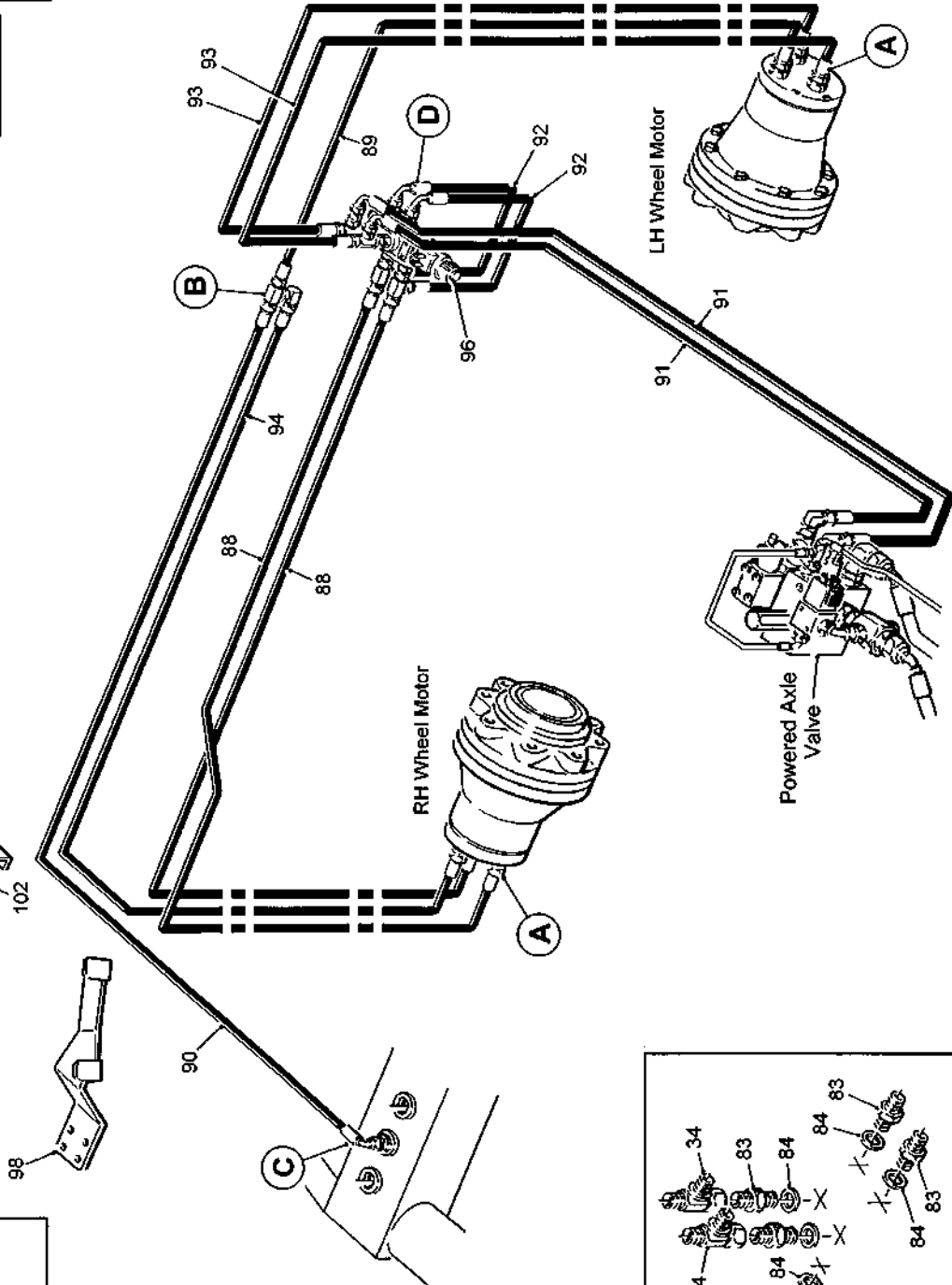
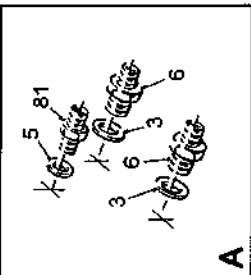
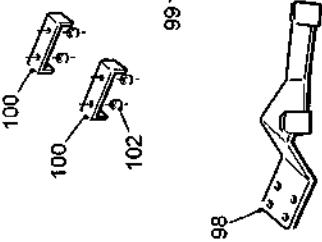
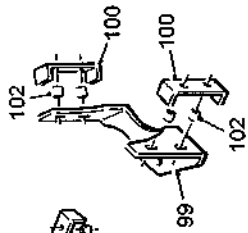
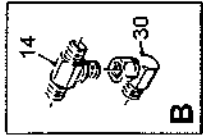
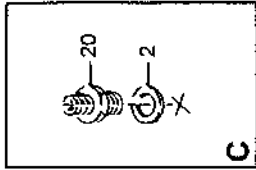
# 11.4a

# T2 SPARE PARTS

Machines from Serial No T2-210

## Powered Axle Hydraulics

Assy No 59031



**T2 SPARE PARTS****11.4b**

Machines from Serial No T2-210

**Powered Axle Hydraulics****Assy No 59031**

Item	Part No.	Description	Qty.	Remarks
1	11114	1"BSP M M Adaptor	2	
2	11122	1"BSP Dowty Seal	7	
3	11123	3/4"BSP Dowty Seal	10	
4	11124	1/2"BSP Dowty Seal	6	
5	11125	3/8"BSP Dowty Seal	4	
6	11295	1/2"BSPx3/4"BSP M M Adaptor	4	
7	11336	1/4"BSPx3/8"BSP M M Adaptor	1	
8	11337	1/4"BSP Dowty Seal	3	
9	11717	3/4"BSP Blanking Plug	1	
10	11737	1 1/4"BSPx1 1/2"BSP M M Adaptor	1	
11	11808	1"BSP M F Swivel Adaptor	1	
12	11876/8	1/4"BSP Blanking Plug	2	
13	11116	1"BSP Blanking Plug	1	
14	12323	1/2"BSP M M M Tee	1	
15	12315	1/2"BSP M M Adaptor	2	
16	12316	1/4"BSP M M Adaptor	1	
17	12352	1 1/2"BSP Dowty Seal	1	
18	12560	3/4"BSPx1 "BSP M M Adaptor	2	
19	12602	1/2"BSP M F Swivel Adaptor	3	
20	12521	1/2"BSPx1 "BSP M M Adaptor	1	
21	13299	1 1/4"BSP 90°Push On Adaptor	2	
22				
23	24383	1/2"BSP Blanking Plug	1	
24				
25	26086	1/2"BSP M F Swept 90°Adaptor	3	
26	11117	3/4"BSP Blanking Plug	1	
27				
28	60359	1/2"Hose Assembly (700mm)	1	
29				
30	32475	1/2"BSP MF Compact 90°Adaptor	1	
31				
32	37019	1/2"BSP Shut-off Valve	1	
33	37197	1/4"BSP F M M Tee	2	
34	37367	1/2"BSP M F M Tee	5	
35	46724	1/4"BSP M F Swivel Adaptor	1	
36	42066	Filler Cap c/w Dipstick	1	
37	42305	1/8"BSP Gauge Port	1	
38				
39	44198	1/4"BSPx7/16"UNF M M Adaptor	1	
40	44179	1"BSP M F Compact 90°Adaptor	1	
41				
42	46303	1/2"BSPx7/8"UNF M M Adaptor	1	
43	46503	2 1/2" Split Flange Kit c/w O' Ring	1	
44	62979	Pressure Filter Complete	1	Element only 37770/1
45	46960	Pressure Gauge Adaptor	1	
46	51585	1/2"BSP Accumulator	1	
47	51588	1/4"BSPFx1/2"BSPM Swivel Adaptor	1	
48	56302	Pump Adaptor	1	
49	56637	2"Flange O' Ring	1	
50				
51	59107	Valve Block Assembly	1	
52	59178	Suction Filter Complete	1	
53	59205	Proportional Pressure Valve	1	
54	59262	Suction Manifold	1	
55	59289	Return Manifold	1	

**11.4c****T2 SPARE PARTS**

Machines from Serial No T2-210

**Powered Axle Hydraulics**

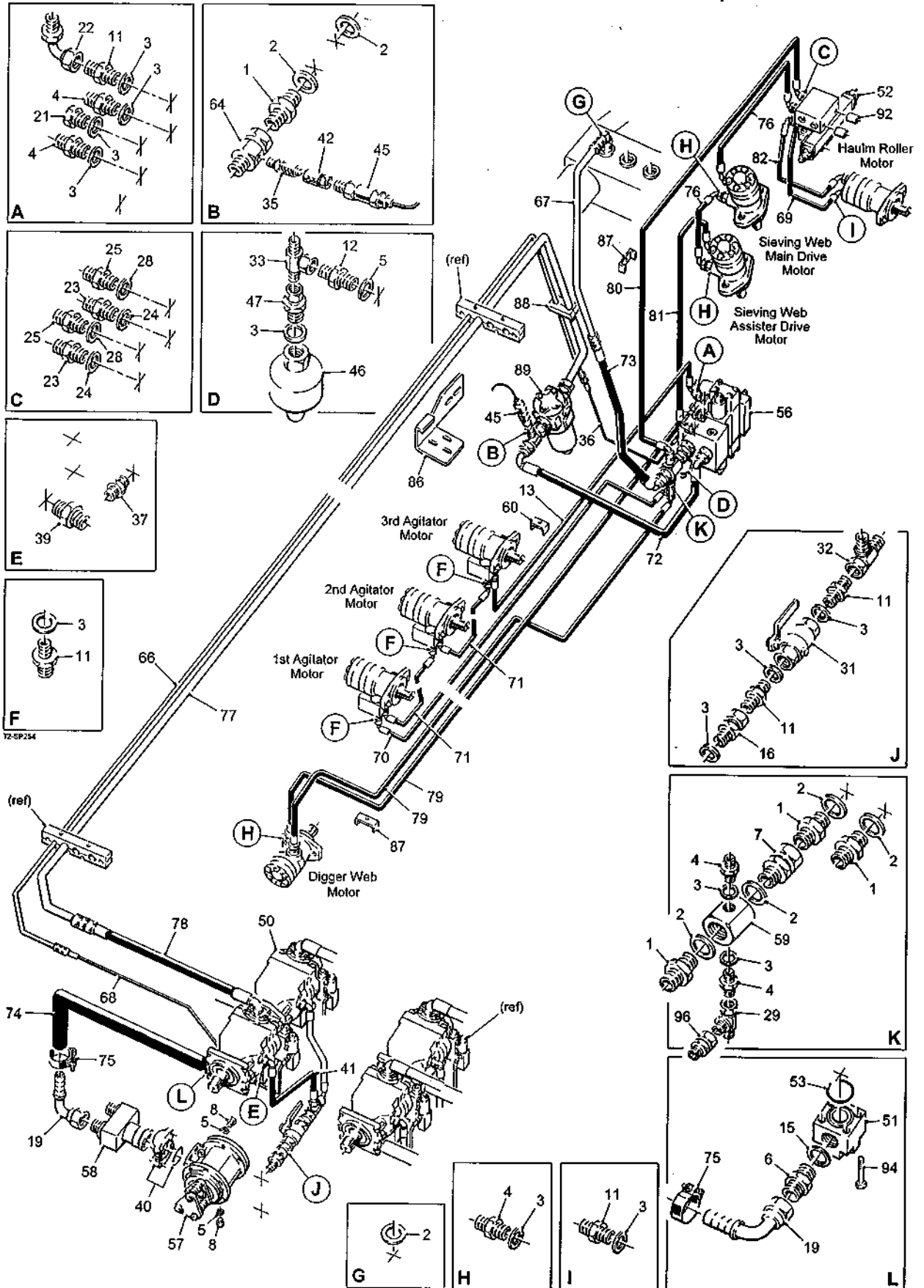
Assy No 59031

Item	Part No.	Description	Qty.	Remarks
56	62970	Pipe Clamp (10-30)	2 pairs	
57				
58				
59	60161	1"BSP M F Gauge Port	1	
60	60673	1" 5K Hose Assembly (1100mm)	1	
61	60626	1" 5K Hose Assembly (1425mm)	1	
62	60664	Ø30 Steel Pipe Assembly	1	
63	60383	Ø10 Steel Pipe Assembly	1	
64	60396	Ø25 Steel Pipe Assembly	1	
65	60452	1"Hose Assembly (500mm)	1	
66	60453	1 1/4"Suction Hose (430mm)	1	
67	60532	Ø40-43mm Hose Band	2	
68	60630	1/4" 5K Hose Assembly (900mm)	1	
69	60631	1/4" 5K Hose Assembly (650mm)	1	
70	60632	1/4" 5K Hose Assembly (300mm)	1	
71				
72				
73				
74				
75	62774	Pressure Transmitter (400 Bar)	1	
76	62567A	LH Filter Mounting	1	
77				
78				
79	22028050/325	1/2"UNCx3 1/4"Bolt	4	
80				
81	UC25	3/8"BSPx1/2"BSP M M Adaptor	3	
82				
83	27459	M18x1/2"BSP M M Adaptor	6	
84	27461	M18 Dowty Seal	6	
85				
86				
87				
88	60601	1/2"5K Hose Assembly (5900mm)	2	
89	51552	1/2"3K Hose Assembly (3200mm)	1	
90	60752	1/2"3K Hose Assembly (4200mm)	1	
91	60635	1/2"5K Hose Assembly (4700mm)	2	
92	60641	1/2"5K Hose Assembly (600mm)	2	
93	60642	1/2"5K Hose Assembly (3100mm)	2	
94	60788	1/2"3K Hose Assembly (6000mm)	1	
95				
96	62336	Hydraulic Valve	1	
97				
98	64264A	Hose Support	1	
99	64213	Hose Bracket	1	
100	64214	Hose Clamp	4	
101				
102	SS013009/020	Steel Spacer	8	

Machines from Serial No T2-210

## Web Hydraulics

Assy No 59032



**11.5a****T2 SPARE PARTS**

Machines from Serial No T2-210

**Web Hydraulics****Assy No 59032**

Item	Part No.	Description	Qty.	Remarks
1	11114	1"BSP M M Adaptor	4	
2	11122	1"BSP Dowty Seal	7	
3	11124	1/2"BSP Dowty Seal	22	
4	11295	1/2"BSPx3/4"BSP M M Adaptor	10	
5	11337	1/4"BSP Dowty Seal	3	
6	11737	1 1/4"BSPx1 1/2"BSP M M Adaptor	1	
7	11808	1"BSP M F Swivel Adaptor	1	
8	11876/8	1/4"BSP Blanking Plug	2	
9				
10				
11	12315	1/2"BSP M M Adaptor	13	
12	12316	1/4"BSP M M Adaptor	1	
13	12348	1/2"Hose Assembly (1000mm)	1	
14				
15	12352	1 1/2"BSP Dowty Seal	1	
16	12602	1/2"BSP M F Swivel Adaptor	1	
17				
18				
19	13299	1 1/4"BSP 90°Push On Adaptor	2	
20				
21	24383	1/2"BSP Blanking Plug	1	
22	26086	1/2"BSP M F Swept 90°Adaptor	1	
23	27459	M18x1/2"BSP M M Adaptor	2	
24	27461	M18 Dowty Seal	2	
25	27904	M22x3/4"BSP M M Adaptor	2	
26				
27				
28	31167	M22 Dowty Seal	2	
29	32512	3/4"BSP M M F Tee	1	
30				
31	37019	1/2"BSP Shut-off Valve	1	
32	37367	1/2"BSP M F M Tee	1	
33	37199	1/4"BSP M M F Tee	1	
34				
35	42305	1/8"BSP Gauge Port	1	
36	44195	1/4"Hose Assembly (650mm)	1	
37	44198	1/4"BSPx7/16"UNF M M Adaptor	1	
38				
39	46303	1/2"BSPx7/8"UNF M M Adaptor	1	
40	46503	2 1/2" Split Flange Kit c/w O' Ring	1	
41	46620	1/2"Hose Assembly (450mm)	1	
42	46960	Pressure Gauge Adaptor	1	
43				
44				
45	51270	Pressure Transmitter	1	
46	51585	1/2"BSP Accumulator	1	
47	51588	1/4"BSPFx1/2"BSP M Swivel Adaptor	1	
48				
49				
50	56116	Tandem Hydraulic Pump Assembly	1	
51	56302	Pump Adaptor	1	
52	56619	Valve Block Assembly	1	
53	56637	2"Flange O' Ring	1	
54				
55				



**T2 SPARE PARTS****11.5b**

Machines from Serial No T2-210

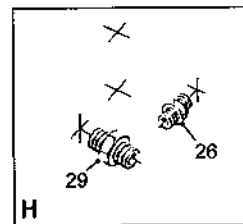
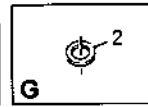
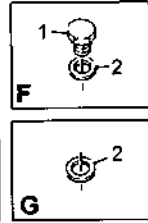
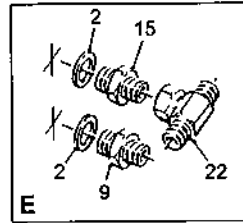
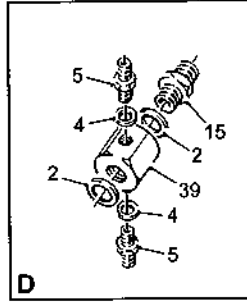
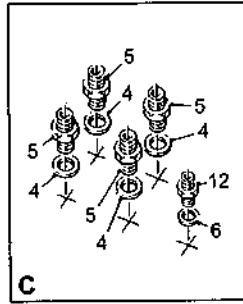
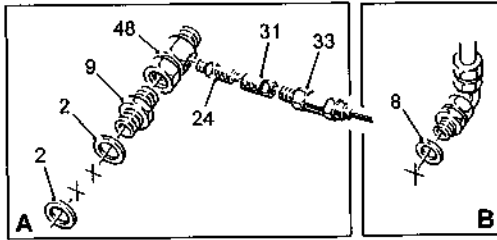
**Web Hydraulics****Assy No 59032**

Item	Part No.	Description	Qty.	Remarks
56	59105	Valve Block Assembly	1	
57	59178	Suction Filter Complete	1	
58	59262	Suction Manifold	1	
59	59289	Return Manifold	1	
60	59295	Hose Clamp	3	
61				
62				
63				
64	60161	1"BSP M F Gauge Port	1	
65			1	
66	60381	Ø10 Steel Pipe Assembly	1	
67	60396	Ø25 Steel Pipe Assembly	1	
68	60407	1/4"Hose Assembly (1100mm)	1	
69	60424	1/2"Hose Assembly (450mm)	1	
70	60425	1/2"Hose Assembly (1800mm)	1	
71	60438	1/2"Hose Assembly (600mm)	2	
72	60444	1"Hose Assembly (1425mm)	1	
73	60451	1"Hose Assembly (445mm)	1	
74	60453	1 1/4"Suction Hose (430mm)	1	
75	60532	Ø40-43mm Hose Band	2	
76	60661	3/4"Hose Assembly (500mm)	2	
77	60665	Ø30 Steel Pipe Assembly	1	
78	60672	1"Hose Assembly (1100mm)	1	
79	60674	3/4"Hose Assembly (3250mm)	2	
80	60676	3/4"Hose Assembly (1600mm)	1	
81	60360	3/4"Hose Assembly (1350mm)	1	
82	60786	1/2"Hose Assembly (380mm)	1	
83				
84				
85				
86	64356	RH Filter Mount / Latch point	1	Prior to 2018 was 62568A
87	62966	Hose Clamp	7	
88	62970	Pipe Clamp (10-30)	2 pair	
89	62979	Pressure Filter Complete	1	Element only 37770/1
90				
91				
92	SS025009/040	Steel Spacer	2	
93				
94	22028050/325	1/2"UNCx3 1/4"Bolt	4	
95				
96	TBMW659	1/2"BSP Mx3/4"BSPF Swivel Adaptor	1	

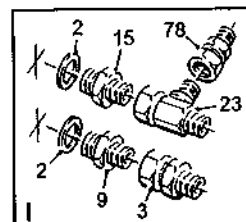
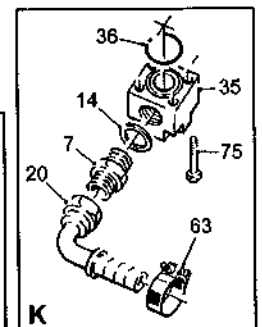
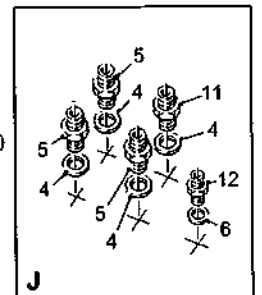
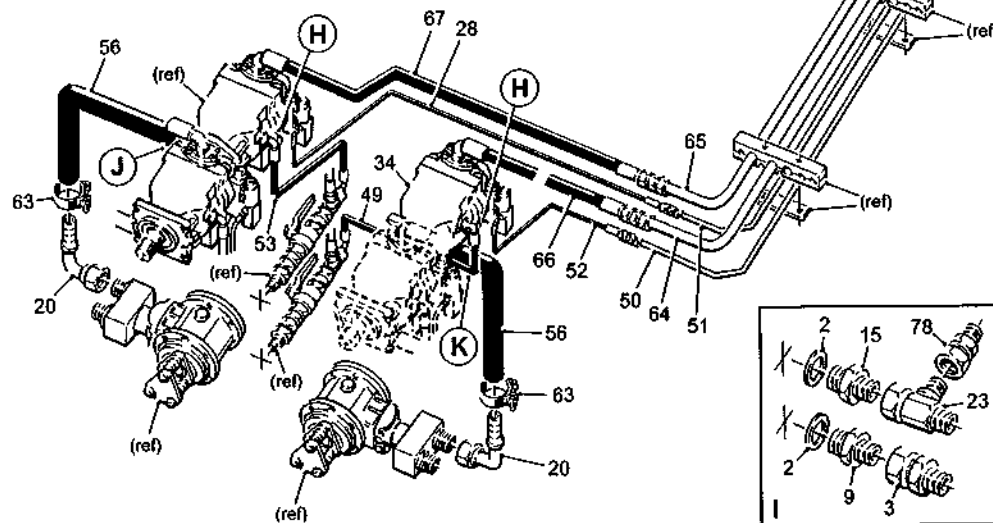
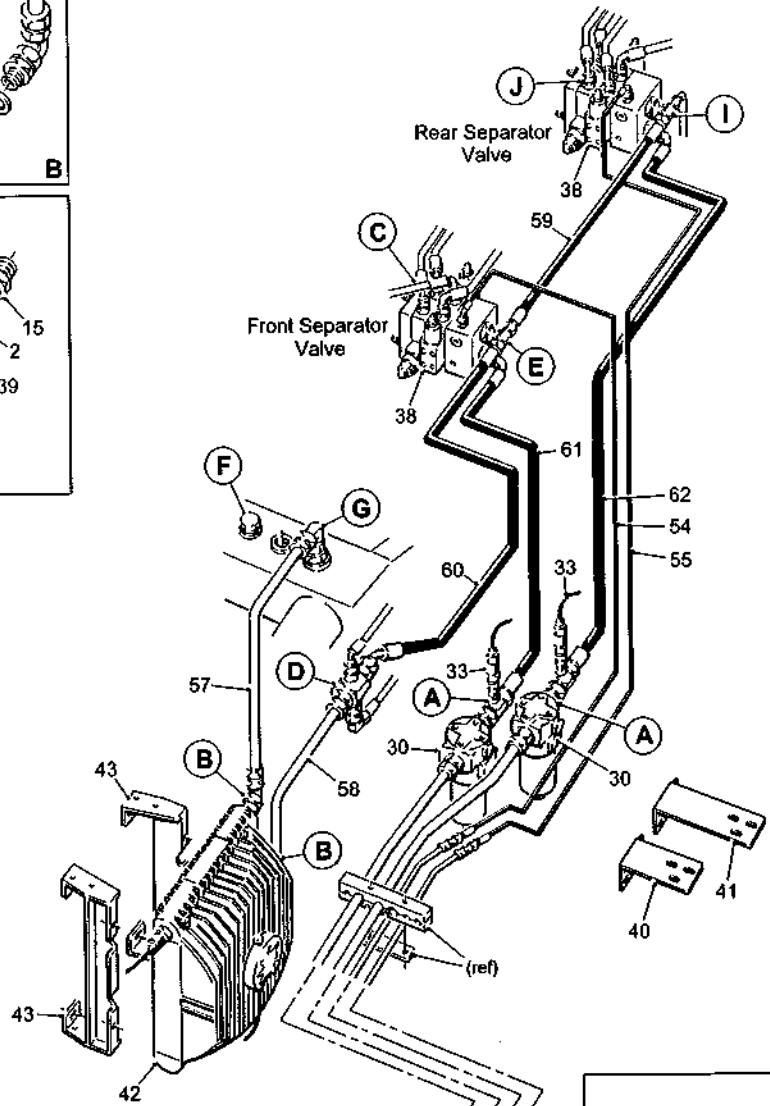


Machines from Serial No T2-210

## Separator Hydraulics Assy No 59049



T2-SP235



**11.6a****T2 SPARE PARTS**

Machines from Serial No T2-210

**Separator Hydraulics****Assy No 59049**

Item	Part No.	Description	Qty.	Remarks
1	11116	1"BSP Blanking Plug	1	Not used with star feed
2	11122	1"BSP Dowty Seal	12	
3	11808	1"BSP M F Swivel Adaptor	1	
4	11124	1/2"BSP Dowty Seal	10	
5	11295	1/2"BSPx3/4"BSP M M Adaptor	9	
6	11337	1/4"BSP Dowty Seal	2	
7	11737	1 1/4"BSPx1 1/2"BSP M M Adaptor	2	
8	11740	1 1/4"BSP Dowty Seal	2	
9	11114	1"BSP M M Adaptor	4	
10				
11	12315	1/2"BSP M M Adaptor	1	
12	12316	1/4"BSP M M Adaptor	2	
13				
14	12352	1 1/2"BSP Dowty Seal	2	
15	12560	3/4"BSPx1"BSP M M Adaptor	3	
16				
17				
18				
19				
20	13299	1 1/4"BSP 90°Push On Adaptor	4	
21				
22	27811	3/4"BSP M M F Tee	1	
23	32512	3/4"BSP F M M Tee	1	
24	42305	1/8"BSP Gauge Port	2	
25				
26	44198	1/4"BSPx7/16"UNF M M Adaptor	2	
27				
28	46253	1/4"Hose Assembly (1300mm)	1	
29	46303	1/2"BSPx7/8"UNF M M Adaptor	2	
30	62979	Pressure Filter Complete	2	Element only 37770/1
31	46960	Pressure Gauge Adaptor	2	
32				
33	51270	Pressure Transmitter	2	
34	56116	Tandem Hydraulic Pump Assembly	1	Single pump 56116A
35	56302	Pump Adaptor	2	
36	56637	2"Flange O' Ring	2	
37				
38	59106	Valve Block Assembly	2	
39	59289	Return Manifold	1	
40	59325	Filter Mounting (short)	1	
41	59326	Filter Mounting (long)	1	
42	59344	Oil Cooler Complete	1	Thermostat only 59344/1
43	59437	Mounting Bracket	2	
44				
45				
46				
47				
48	60161	1"BSP M F Gauge Port	2	
49	60359	1/2"Hose Assembly (700mm)	1	
50	60386	Ø10 Steel Pipe Assembly	1	
51	60387	Ø10 Steel Pipe Assembly	1	
52	60406	1/4"Hose Assembly (1200mm)	1	
53	60409	1/2"Hose Assembly (300mm)	1	
54	60413	1/4"Hose Assembly (2050mm)	1	
55	60414	1/4"Hose Assembly (3000mm)	1	

**T2 SPARE PARTS****11.6b**

Machines from Serial No T2-210

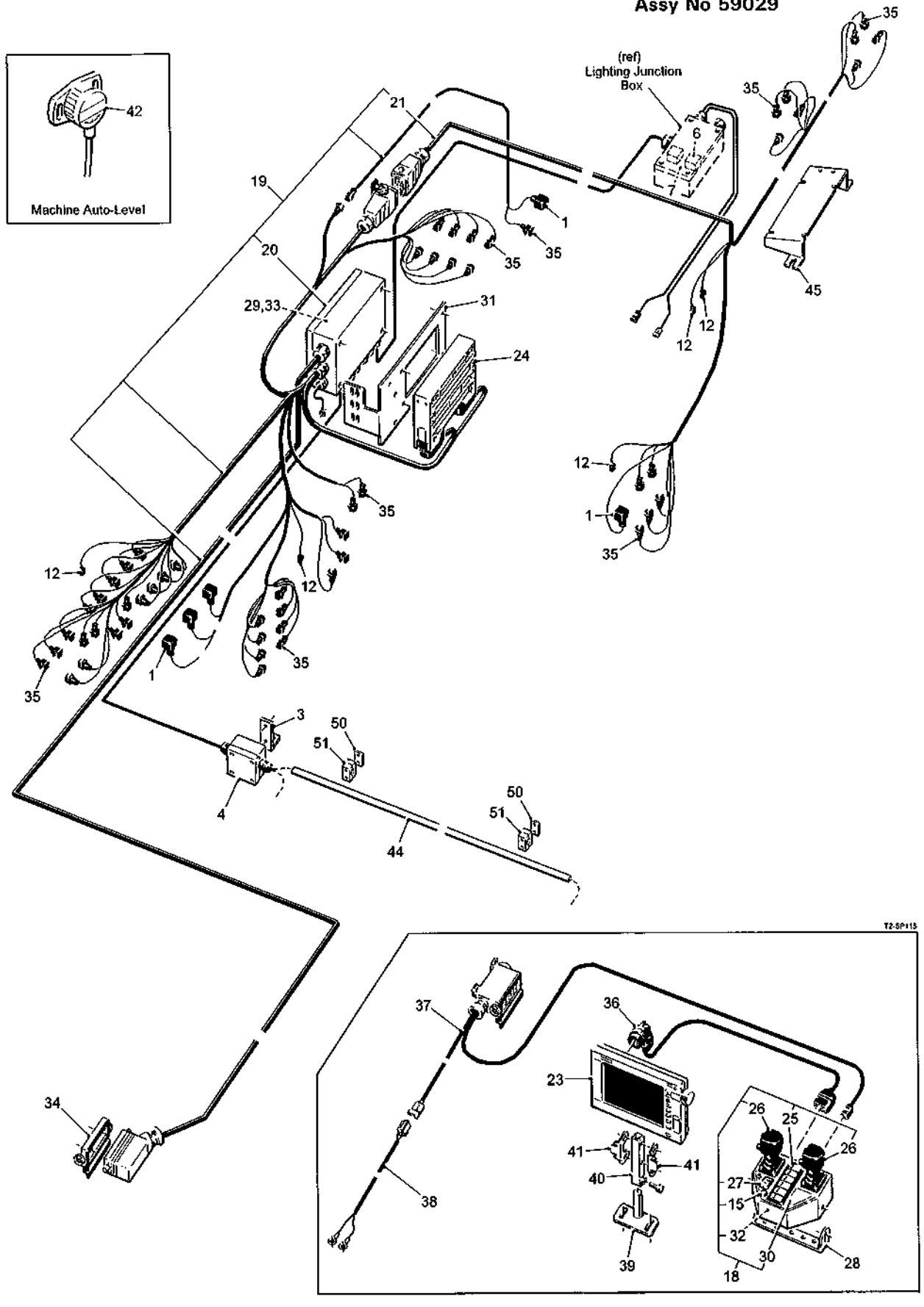
**Separator Hydraulics****Assy No 59049**

Item	Part No.	Description	Qty.	Remarks
56	60454	1 1/4" Suction Hose (500mm)	2	
57	60459	Ø25 Steel Pipe Assembly	1	
58	60460	Ø25 Steel Pipe Assembly	1	
59	60486	3/4" Hose Assembly (700mm)	1	
	41182	3/4" Hose Assembly (600mm)	1	Omega Assy 59095A only
	60829	3/4" Hose Assembly (900mm)	1	Build 62762AAA only
	12346	3/4" Hose Assembly (1000mm)	1	Build 62762L only
60	60487	3/4" Hose Assembly (1150mm)	1	
	60035	3/4" Hose Assembly (900mm)	1	Starflow only
61	24145	1" Hose Assembly (1150mm)	1	
	60697	1" Hose Assembly (950mm)	1	Starflow only
62	60448	1" Hose Assembly (1550mm)	1	
	60698	1" Hose Assembly (1550mm)	1	Rear roller table only
	60779	1" Hose Assembly (1400mm)	1	Omega Assy 59095A only
	60792	1" Hose Assembly (1700mm)	1	Build 62762AAA only
63	60532	Ø40-43mm Hose Band	4	
64	60666	Ø30 Steel Pipe Assembly	1	
65	60667	Ø30 Steel Pipe Assembly	1	
66	60668	1" Hose Assembly (1300mm)	1	
67	60669	1" Hose Assembly (1400mm)	1	
68				
69				
70				
71				
72				
73				
74				
75	22028050/325	1/2" UNC x 3 1/4" Bolt	8	
76				
77				
78	TBMW659	1/2" BSP M x 3/4" BSPF Swivel Adaptor	1	



Machines from Serial No T2-210

**Electrical Assembly**  
Assy No 59029



## 11.7a

## T2 SPARE PARTS

Machines from Serial No T2-210

## Electrical Assembly

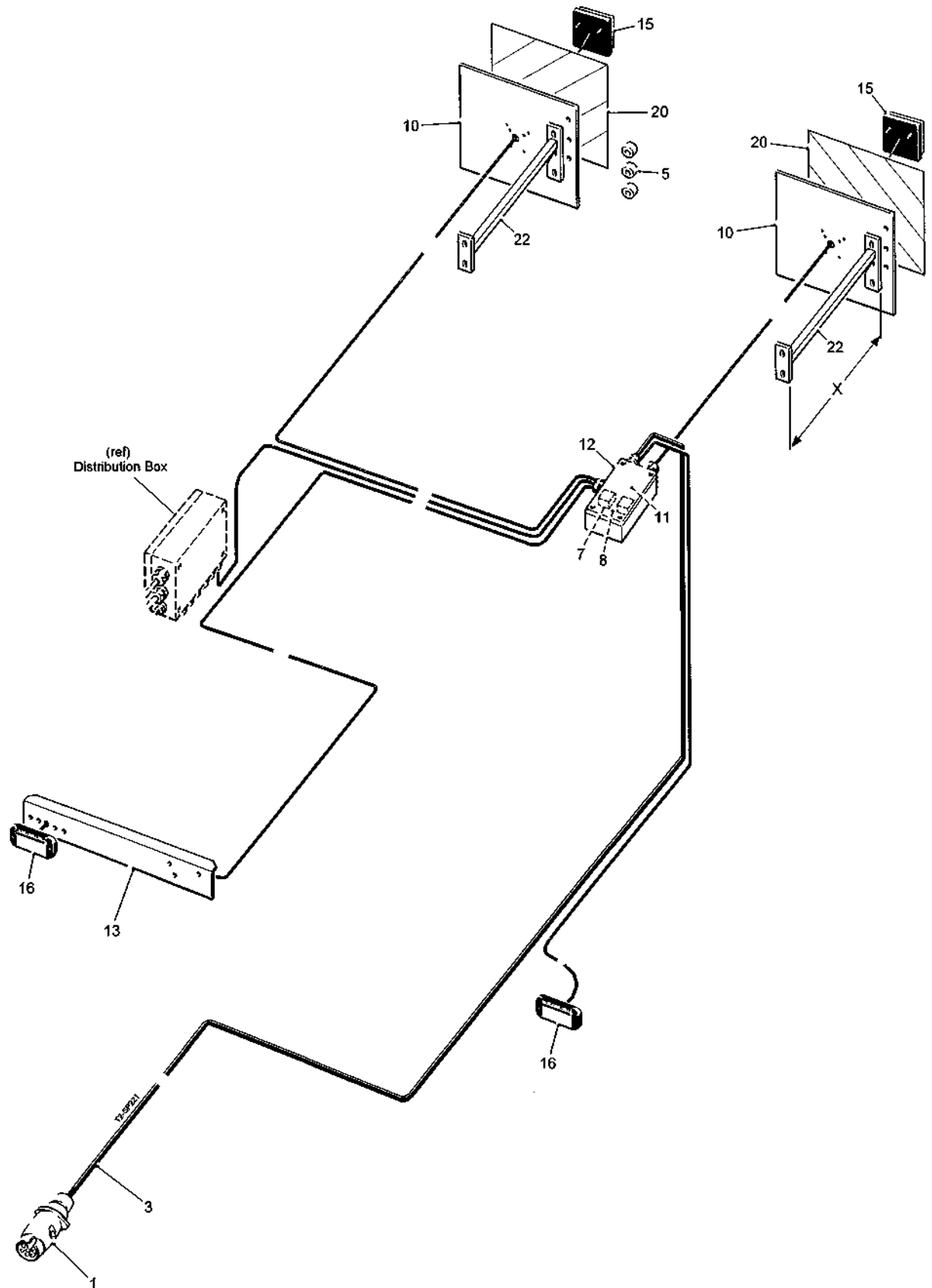
Assy No 59029

Item	Part No.	Description	Qty.	Remarks
1	27189	Hirschman Plug	a/r	
2				
3	46940	Junction Box Mounting Bracket	1	
4	46892	Junction Box	1	
5				
6	51240	Oil Cooler Relay	1	
7	51247	25 Amp Fuse	2	
8				
9				
10				
11				
12	54220	2 Way Female Connector	5	
13				
14				
15	57243	Green Push Button Switch	1	
16				
17				
18	59046	Slave Box Complete	1	
19	59047	Machine Loom Complete	1	
20	59047/1	Distribution Box and Loom	1	
21	59047/2	LH Loom	1	
22				
23	59231	Touch-Screen Monitor	1	
24	59232	C/ESX-3XL-A Controller	1	
25	59239	Rocker Switch Bank Assembly	1	
26	59240	Joystick	2	
27	59241	Rocker Switch	1	
28	59248	Stirrup	1	
29	59253	Distribution Board	1	
30	59254	Decal	1	
31	59271	Module Mounting Plate	1	
32	59368	Slave Board	1	
33	59371	Box	1	
34	59375	Plug Cover	1	
35	59402	2 Way Terminal Plug	a/r	
36	59403	Display Loom	1	
37	59404	Cab Loom	1	
38	59405	Power Lead	1	
39	59432	Screen Base	1	
40	59433	Screen Stem	1	
41	64685	Screen Bracket	2	Prior to 2020 was 59434
42	59455	Auto-level Tilt Sensor	1	Optional
43				
44	62892	Cable Tube (1000mm)	1	Rubber depth rollers
	62892A	Cable Tube (660mm)	1	Ultrasonic depth control
45	62982	Enclosure Mounting Plate	1	
46				
47				
48				
49				
50	RPC654.309025	Clamp Plate	2	
51	RPC654.309026	Hose Clamp	2	



Machines from Serial No T2-210

Road Lights Assembly  
Assy No 59036



**11.8a****T2 SPARE PARTS**

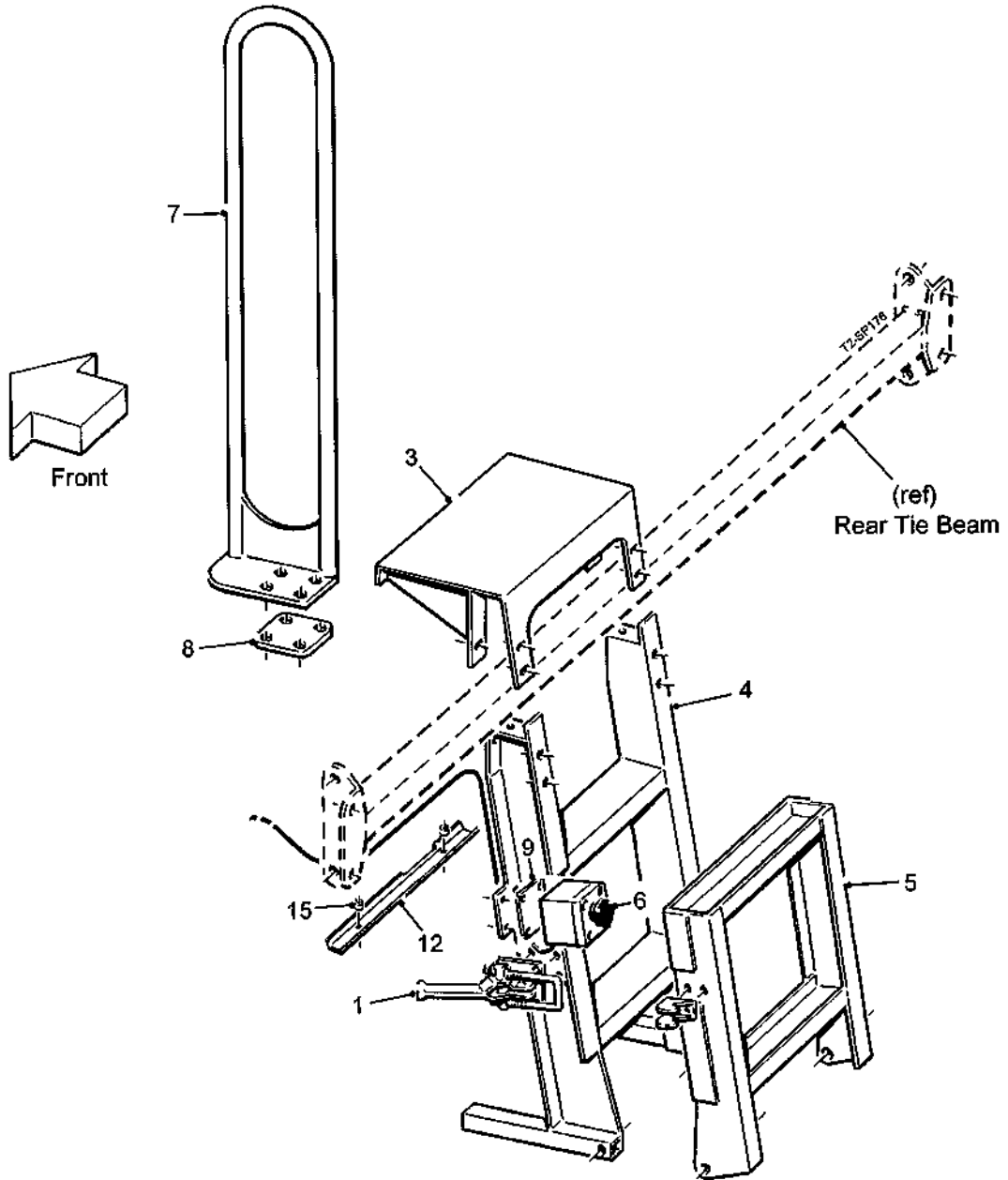
Machines from Serial No T2-210

**Road Lights Assembly****Assy No 59036**

Item	Part No.	Description	Qty.	Remarks
1	10134	7 Pin Plug	1	
2				
3	11369	7 Core Cable	10.5m	
4				
5	SS030013/030	Steel Spacer	3	Used with spreader
6				
7	51240	Working Lights Relay	1	
8	51247	25 Amp Fuse	2	
9				
10	59285	Rear Light Bracket	2	
11	59369	Lighting Board	1	
12	59435	Box only	1	
13	59722	Light Mounting plate	1	
14				
15	62217A	LED Rear Light Assembly	2	
16	62470	LED Front Light Assembly	2	
17				
18				
19				
20	TR496	Red/White Stripe Reflector Decal	2	
21				
22	59597	Light Extension Bracket (X = 685mm)	2	Used with rear platform
	59597A	Light Extension Bracket (X = 769mm)	2	

Machines from Serial No T2-210

Rear Step Ladder



**12.1a****T2 SPARE PARTS**

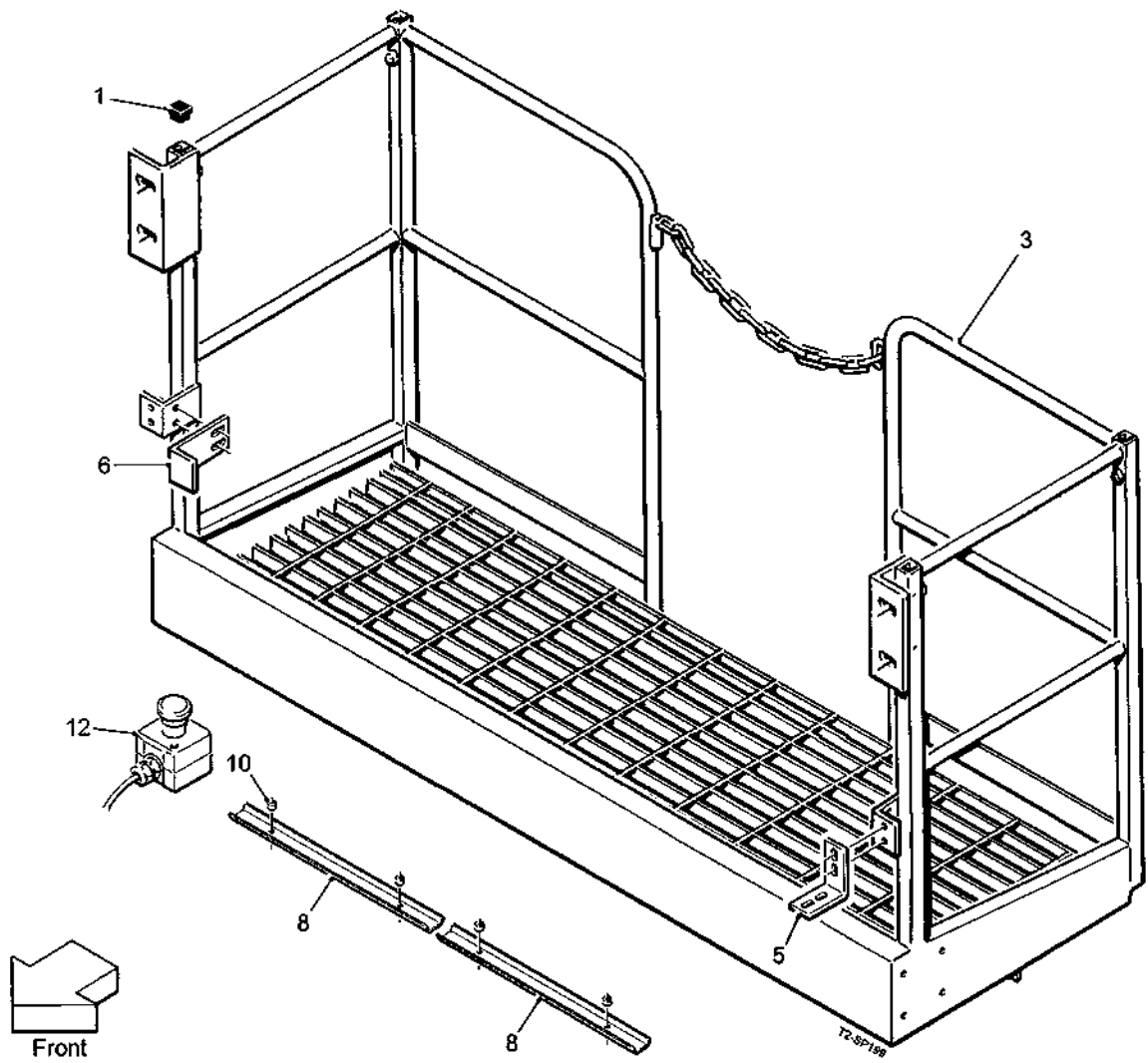
Machines from Serial No T2-210

**Rear Step Ladder**

Item	Part No.	Description	Qty.	Remarks
1	58115	Latch Clamp Complete	1	
2				
3	59687	Top Step	1	
4	59688	Top Ladder	1	
5	59689	Hinged Ladder	1	
6	59690	Stop Switch	1	
7	59805	Hand Rail	1	
8	59806	Clamp Plate	1	
9	59690/1.6	1.6mm Spacer	a/r	
	59690/3	3mm Spacer	a/r	
10				
11				
12	64008A	Cable Support Plate	1	
13				
14				
15	SS012006/015	Steel Spacer	2	

Machines from Serial No T2-210

**Rear Inspection Platform**  
Assy No 59062



**12.2a****T2 SPARE PARTS**

Machines from Serial No T2-210

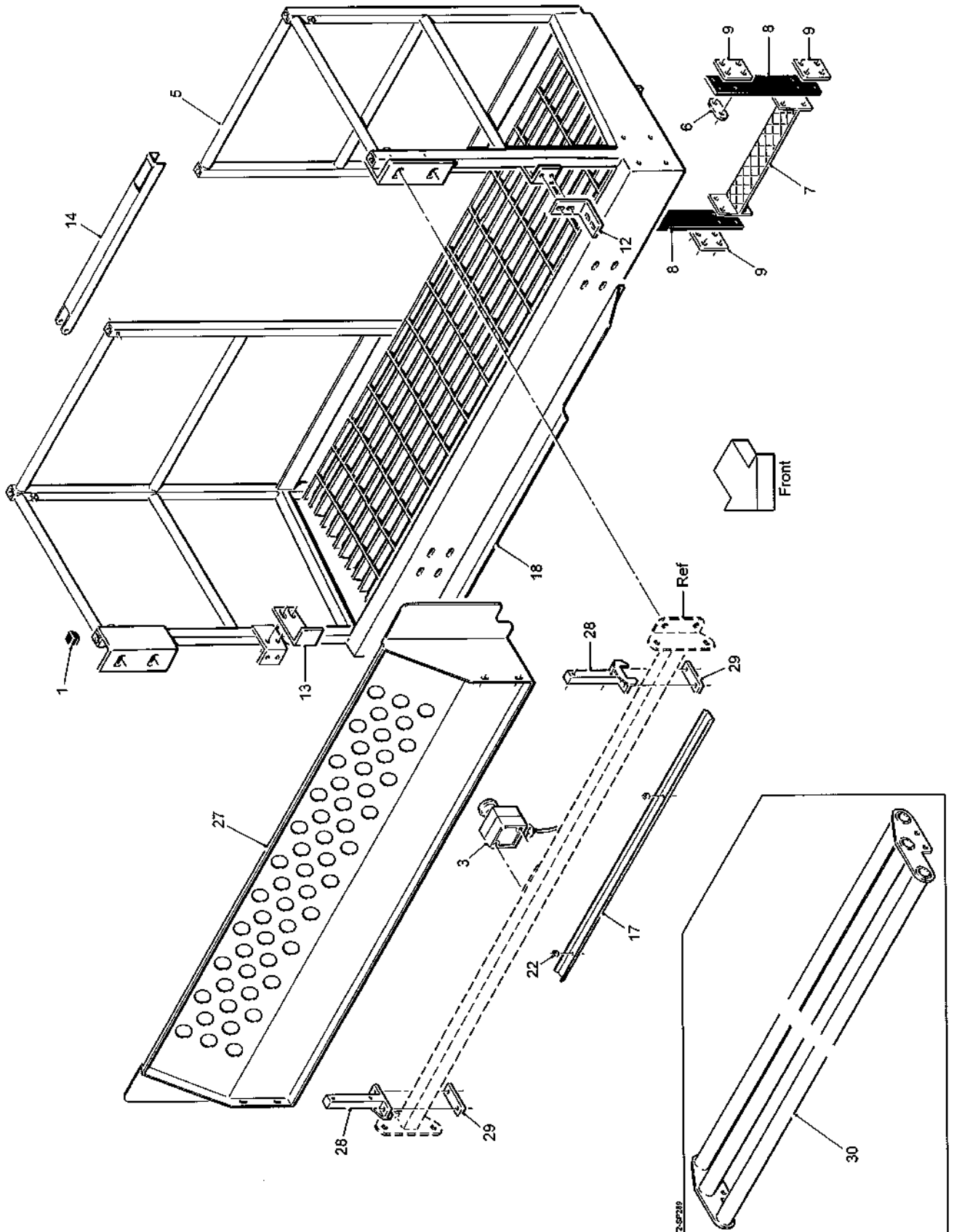
**Rear Inspection Platform**

Assy No 59062

Item	Part No.	Description	Qty.	Remarks
1	37753	30x30 Plastic Insert	4	
2				
3	59407	Inspection Platform	1	
4				
5	62889	LH Support Bracket	1	
6	62890	RH Support Bracket	1	
7				
8	64008	Cable Support Plate	2	
9				
10	SS012006/010	Steel Spacer	4	
11				
12	44740	Emergency Stop Switch	1	

Machines from Serial No T2-239

Rear Inspection Platform  
Assy No 64434



**12.2a****T2 SPARE PARTS**

Machines from Serial No T2-239

**Rear Inspection Platform**

Assy No 64434

Item	Part No.	Description	Qty.	Remarks
1	37753	30x30 Plastic Insert	4	
2				
3	44740	Emergency Stop Switch	1	
4				
5	59407	Inspection Platform	1	
6	59469	Clamp Plate	2	
7	59470	Step	1	
8	59471	Step Strap	2	
9	59485	Step Support Plate	4	
10				
11				
12	62889	LH Support Bracket	1	
13	62890	RH Support Bracket	1	
14	62976A	Safety Rail		
15				
16				
17	64008C	Cable Support Plate	1	
18	64431	Platform Infill	1	
19				
20				
21				
22	SS012006/010	Steel Spacer	2	
23				
24				
25				
26				
27	64546	Rear Guard	1	
28	64547	Guard Post	2	
29	64548	Clamp Plate	2	
30	64549	Spreader Guard	1	

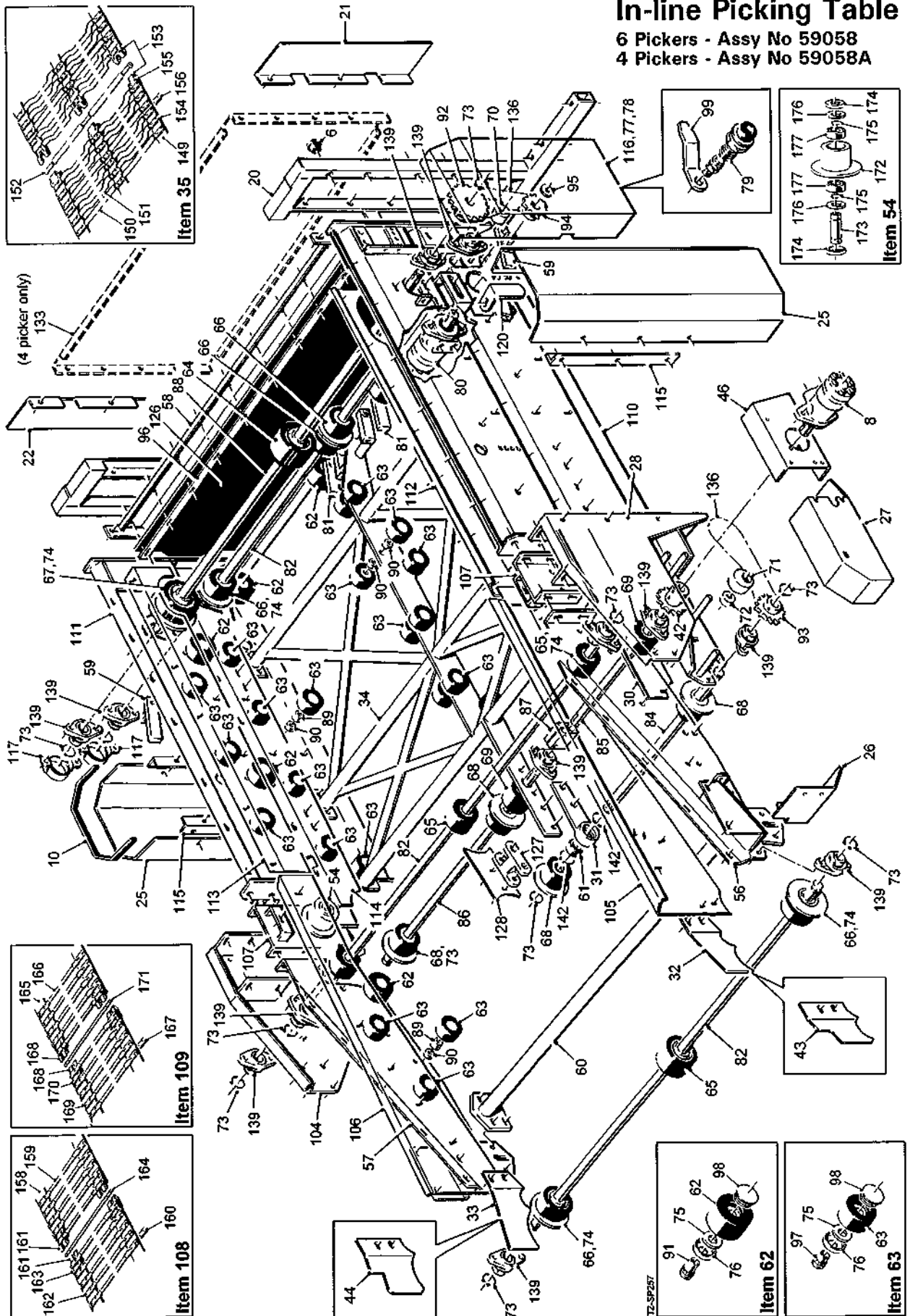


Machines from Serial No T2-210

## In-line Picking Table

6 Pickers - Assy No 59058

4 Pickers - Assy No 59058A



# 12.3a

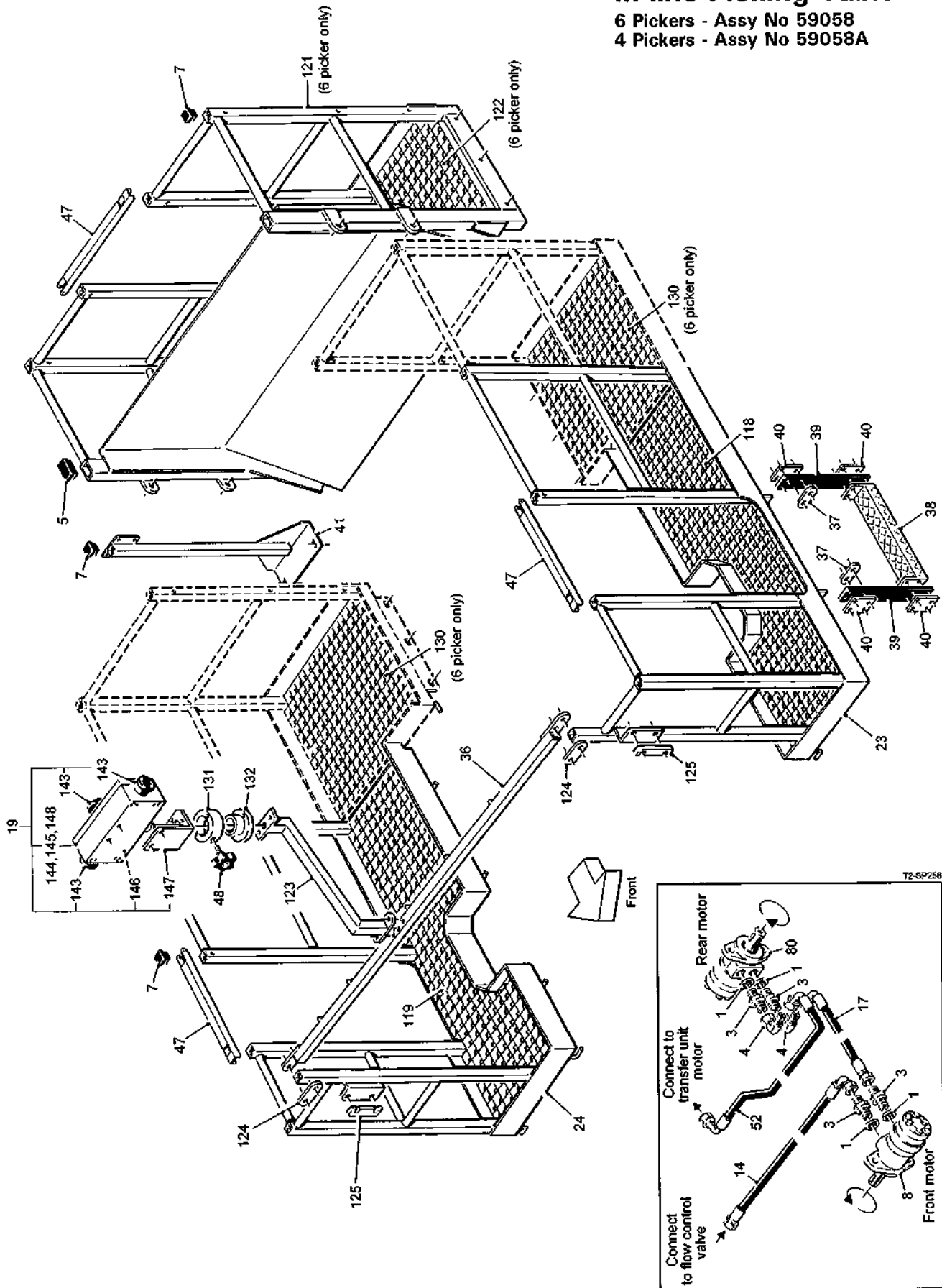
# T2 SPARE PARTS

Machines from Serial No T2-210

## In-line Picking Table

6 Pickers - Assy No 59058

4 Pickers - Assy No 59058A



**T2 SPARE PARTS****12.3b**

Machines from Serial No T2-210

**In-line Picking Table****6 Pickers - Assy No 59058****4 Pickers - Assy No 59058A**

Item	Part No.	Description	Qty.	Remarks
1	11124	1/2"BSP Dowty Seal	4	
2				
3	12315	1/2"BSP M M Adaptor	4	
4	32475	1/2"BSP M F Compact 90°Elbow	2	
5	32669	60x40 Plastic Insert	2	
6	37391	Plastic Insert	8	
7	37753	30x30 Plastic Insert	20	Qty x16 with canopy
8	37897	Hydraulic Motor	1	
9				
10	43227	Edging Strip	a/r	
11				
12				
13				
14	60683	1/2"Hose Assembly (3100mm)	1	
15				
16				
17	51553	1/2"Hose Assembly (2300mm)	1	
18				
19	59078	Control Box Assembly	1	(see list at end)
20	59409	Platform Support Frame	1	
21	59410	LH Rear Infill Panel	1	
22	59411	RH Rear Infill Panel	1	
23	64191	LH Platform	1	6 picker machine
	59412	LH Platform	1	4 picker machine
24	64192	RH Platform	1	6 picker machine
	59413	RH Platform	1	4 picker machine
25	59414	Side Chute	2	
26	59286	Cross Web Guard LH	1	Used on build 62762A
27	59416A	Guard	1	
28	59648A	LH Mounting Panel	1	
29				
30	59420	LH Lower Side Panel	1	
31	59421	Bearing Housing	1	
32	59422	LH Deflector	1	Transfer with clod roller use 59422A
33	59423	RH Deflector	1	Transfer with clod roller use 59423A
34	59650	Cross Brace	1	
35	59449	Picking Web Assembly	1	(see list at end)
36	59468	Support Bar	1	
37	59469	Clamp Plate	6	
38	59470	Step	3	
39	59471	Strap	6	
40	59485	Support Plate	12	
41	59728	Light Mounting bracket	2	
42	59739	15T 3/4"Pitch Sprocket	1	
43	59779	LH Deflector	1	Used with omega single transfer roller
	59779E	LH Deflector	1	Used on build 62762AA
44	59780	RH Deflector	1	Used with omega single transfer roller
	59780E	RH Deflector	1	Used on build 62762AA
45				
46	62895	Motor Mounting	1	
47	62976	Safety Rail	3	Qty x2 with 4 pickers
48	62251	Knob	1	

## 12.3c

## T2 SPARE PARTS

Machines from Serial No T2-210

## In-line Picking Table

6 Pickers - Assy No 59058

4 Pickers - Assy No 59058A

Item	Part No.	Description	Qty.	Remarks
52	52452	1/2"Hose Assembly (3700mm)	2	
53				
54	KA16021	Ø80 Flanged Roller Assembly	2	(see list at end)
55				
56	RPA610.303525	LH Mounting Panel	1	
57	RPA610.303526	RH Mounting Panel	1	
58	RPA610.303586A	Rear Chute	1	
59	RPA610.303818	Adjuster Arm	2	
60	RPA610.305863	Support Bar	1	
61	RPB208.022062	Bearing	1	
62	RPC700.300147	Ø95 Plain Roller c/w Bearings	10	
63	RPC700.300227	Ø75 Plain Roller c/w Bearings	36	
64	RPC700.301543	Ø132 Plain Drive Roller (Ø35 bore)	1	
65	RPC700.302662	Ø100 Plain Roller (Ø35 bore)	4	
66	RPC700.302663	Ø100 Flanged Roller (Ø35 bore)	6	
67	RPC700.303613	Ø132 Flanged Drive Roller (Ø35 bore)	2	
68	RPC700.303618	Ø100 Flanged Roller (Ø30 bore)	4	
69	RPC700.303619	Ø100 Plain Roller (Ø30 bore)	2	
70	RPC700.304412	Nylon Chain Tensioner	1	
71	RPC700.307700	Nylon Chain Tensioner	1	
72	RPC700.307993	Tensioner Spacer	1	
73	RPF200.030200	Ø30 External Circlip	13	
74	RPF200.035250	Ø35 External Circlip	8	
75	RPGM070.00446	Felt Seal Ring	46	
76	RPGM089.00565	Roller Shield	46	
77	RPGMRPB99.03510	Hinge	1	
78	RPGMRPB99.03511	Hinge	1	
79	57199	Lock Assembly	1	
80	RPH850.302359	Hydraulic Motor	1	
81	RPM102.302146	Roller Arm	2	
82	RPM162.302073	Ø35 Shaft	3	
83				
84	RPM162.303608	Ø30 Shaft	1	
85	59652	Ø30 Shaft	1	
86	RPM162.303610	Ø30 Shaft	1	
87	RPM162.303612	Coupling	1	
88	RPM162.303630	Ø35 Shaft	1	
89	RPM176.306318	20mm Spacer	32	
90	RPM176.306319	10mm Spacer	46	
91	RPM180.303071	Roller Spindle	10	
92	RPM182.300347	24T 3/4"Pitch Sprocket	1	
93	RPM182.300348	15T 3/4"Pitch Sprocket	1	
94	RPM182.300350	12T 3/4"Pitch Sprocket	1	
95	RPM196.300869	Washer	1	
96	RPM256.302154	Clamp Strip	1	
97	RPM180.300308	Roller Spindle	36	
98	RPC620.303070	Cap	46	
99	57219		1	
100				
101				
102				
103				
104	59649	RH Mounting Panel	1	
105	RPS113	LH Upper Side Panel	1	

**T2 SPARE PARTS****12.3d**

Machines from Serial No T2-210

**In-line Picking Table****6 Pickers - Assy No 59058****4 Pickers - Assy No 59058A**

Item	Part No.	Description	Qty.	Remarks
106	RPS114	RH Upper Side Panel	1	
107	RPS122	Infill Panel	2	
108	RPS561	Transfer Web (long)	1	(see list at end)
109	59661	Transfer Web (short)	1	(see list at end)
110	RPS571	LH Mounting Panel	1	
111	RPS572	RH Mounting Panel	1	
112	RPS573	LH Side Panel	1	
113	RPS574	RH Side Panel	1	
114	62755	RH Lower Side Panel	1	
115	RPS601	Mounting Angle	4	
116	RPS602	Drive Guard	1	
117	RPS603	Bearing Guard	2	
118	RPS608	LH Platform Base	1	
119	RPS609	RH Platform Base	1	
120	RPS704	Guard Latch Plate	1	
121	64193	Rear Platform	1	6 picker machine only
122	RPS708	Rear Platform Base	1	6 picker machine only
123	RPS710	Control Box Arm	1	
124	RPS712	Clamp Plate	2	
125	RPS717	Spacer Plate	2	
126	RPS828	Rubber Sheet	1	
127	RPS898	Mounting Bracket	1	
128	59651	Infill Plate	1	
129				
130	64198	Corner Platform Base	2	6 picker machine only
131	64201	Pivot Boss	1	
132	64202	Pivot Spigot	1	
133	64298	Rear Panel	1	4 picker machine only
134				
135				
136	RPT732.620050	3/4"Pitch Drive Chain	2	
137				
138				
139	SFT30	Bearing	12	
140				
141				
142	W0168	Ø62 Internal Circlip	2	
	<b>59078</b>	<b>Control Box Assembly Consists Of:</b>		
143	37279	Emergency Stop Button Complete	3	
144	59464	Module Box	1	
145	59465	Module Cable	7	
146	59466	CAN Slave Module	1	
147	59472	Box Base Plate	1	
148	TR500	Decal	1	
	<b>59449</b>	<b>Picking Web Assembly Consists Of:</b>		
149	-	Web Belt	3	
150	RPS105/2B	Web Rod c/w Sleeve	63	
151	RPS105/1B	Cranked Web Rod c/w Sleeve	126	
152	RPS105/3B	Joining Rod c/w Sleeve	1	
153	RPM419.362824	Joining Clip Set	3	
154	RPF240.150230	Web Bar Rivet	1134	

## 12.3e

## T2 SPARE PARTS

Machines from Serial No T2-210

## In-line Picking Table

6 Pickers - Assy No 59058

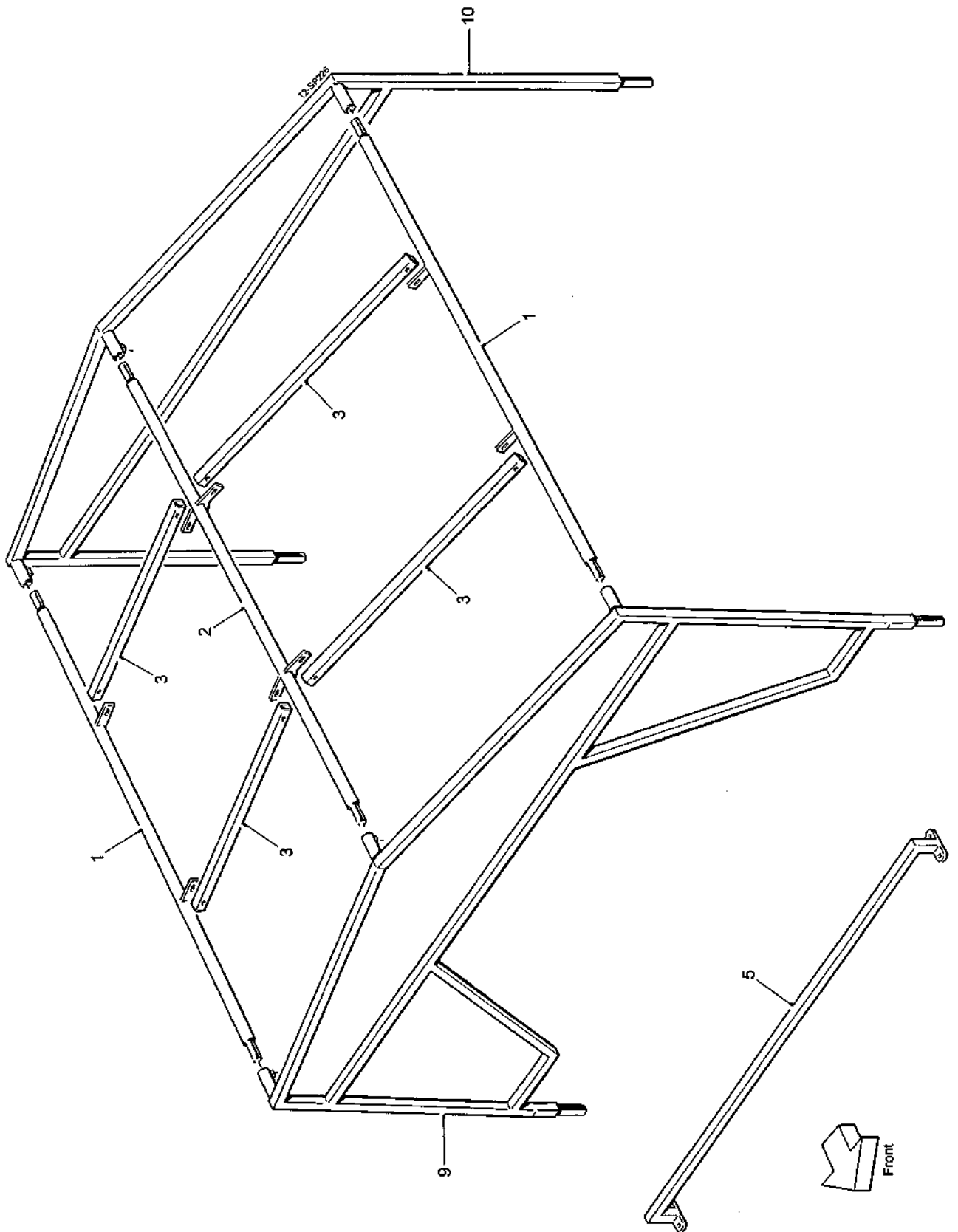
4 Pickers - Assy No 59058A

Item	Part No.	Description	Qty.	Remarks
155	RPF240.150300	Connector Rivet	24	
156	RPGM019.00155	Clamp Plate	567	
157				
	<b>RPS561</b>	<b>Transfer Web (long) Consists Of:</b>		
158	-	Web Belt	2	
159	RPS561/1	Web Bar	117	
160	KA16049	Clamp Plate	230	
161	KA16040	Joiner	2 pair	
	RPS561/3AF	'F' Type Joiner	2 pair	
162	DIN661 5x30	Ø5x30 Rivet	a/r	
163	DIN661 5x23	Ø2x23 Rivet	a/r	
164	RPS561/2	Joining Rod	1	
	RPS561/2AF	Joining Rod (for 'F' type joiner)	1	
	<b>59661</b>	<b>Transfer Web (short) Consists Of:</b>		
165	-	Web Belt	2	
166	RPS561/1	Web Bar	98	
167	KA16049	Clamp Plate	192	
168	KA16040	Joiner	2 pair	
	RPS561/3AF	'F' Type Joiner	2 pair	
169	DIN661 5x30	Ø5x30 Rivet	a/r	
170	DIN661 5x23	Ø2x23 Rivet	a/r	
171	RPS561/2	Joining Rod	1	
	RPS561/2AF	Joining Rod (for 'F' type joiner)	1	
	<b>KA16021</b>	<b>Roller Assembly Consists Of:</b>		
172	KA16021/1	Ø80 Flanged Steel Roller	1	
173	KA16021/4	Spindle	1	
174	PH408	Seal	2	
175	PS843	External Circlip	2	
176	0000300504	Felt Seal	2	
177	6005RS	Bearing	2	

Machines from Serial No T2-210

**In-line Canopy Kit (6 pickers)**

Assy No 59445A



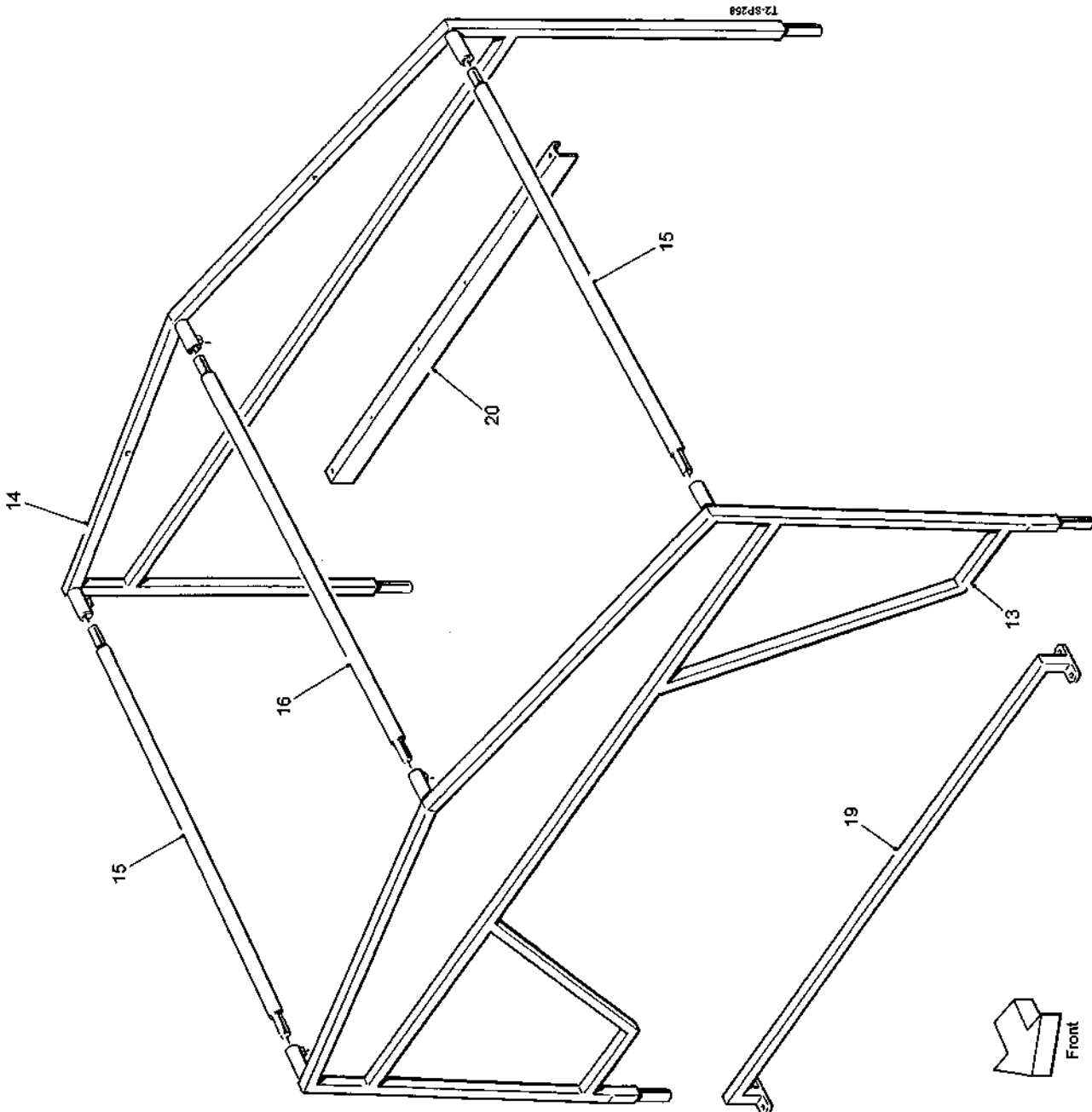
12.4a

T2 SPARE PARTS

Machines from Serial No T2-210

In-line Canopy Kit (4 pickers)

Assy No 59445B





**T2 SPARE PARTS****12.4b**

Machines from Serial No T2-210

**In-line Canopy Kit**

Item	Part No.	Description	Qty.	Remarks
	<b>59445A</b>	<b>In-line Canopy Kit (6 pickers)</b>		
		<b>Consists Of:</b>		
1	64194	Outer Cross Tube	2	
2	64195	Inner Cross Tube	1	
3	64196	Roof Support	4	
4	64200	Canopy (not shown)	1	Machines prior to T2-251
	64720	Canopy (not shown)	1	Machines from T2-251
5	64203	Canopy Support	1	Used prior to T2-251 only
6				
7				
8				
9	RPS604	Front Frame	1	
10	RPS605	Rear Frame	1	
		<hr/>		
	<b>59445B</b>	<b>In-line Canopy Kit (4 pickers)</b>		
		<b>Consists Of:</b>		
11	59446	Canopy (not shown)	1	Machines prior to T2-251
	64720A	Canopy (not shown)	1	Machines from T2-251
12				
13	RPS604	Front Frame	1	
14	RPS605	Rear Frame	1	
15	RPS606	Outer Cross Tube	2	
16	RPS607	Inner Cross Tube	1	
17				
18				
19	64203	Canopy Support	1	Used prior to T2-251 only
20	64680	Infill panel	1	

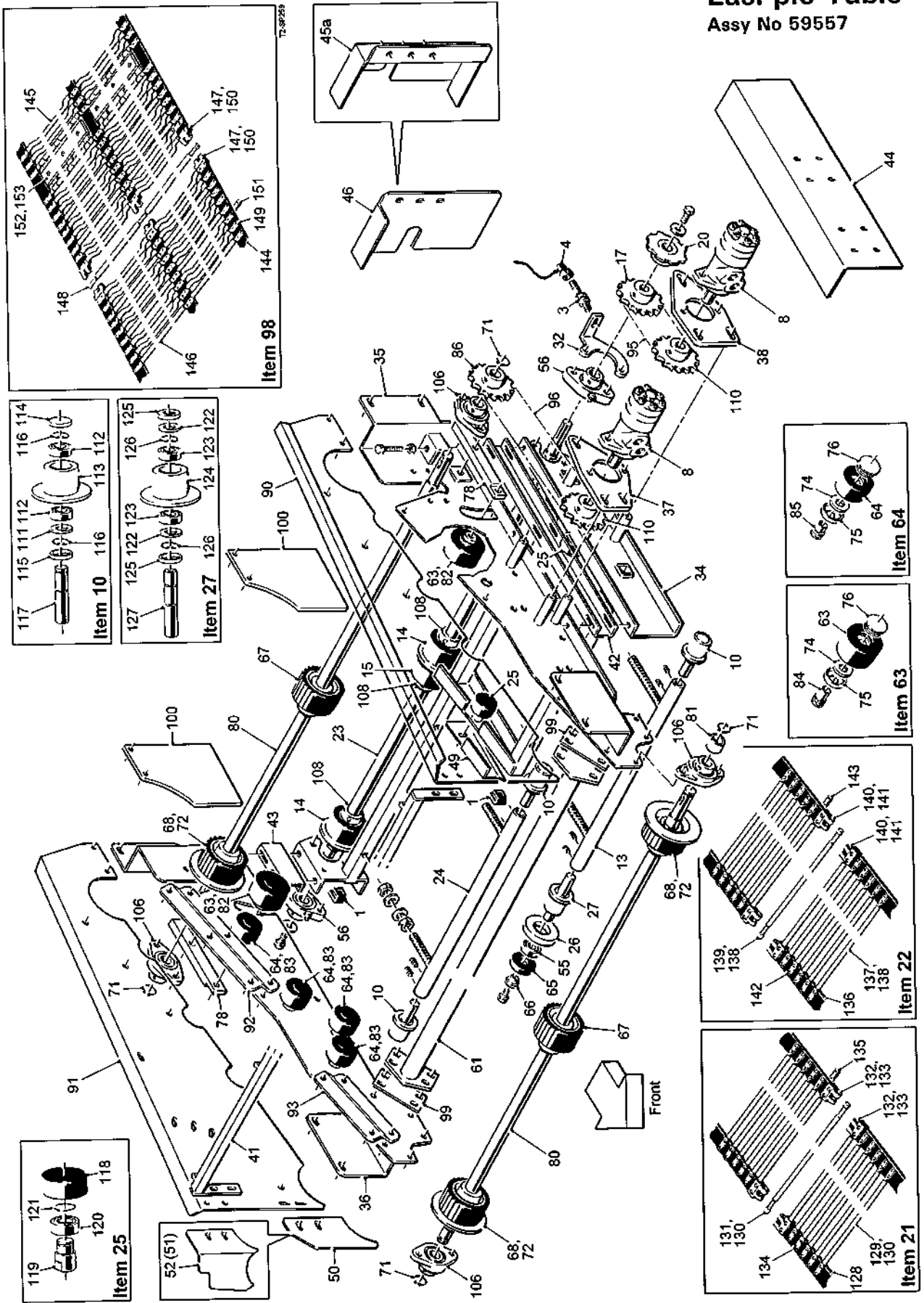


# T2 SPARE PARTS

12.5

Machines from Serial No T2-210

Easi-pic Table  
Assy No 59557

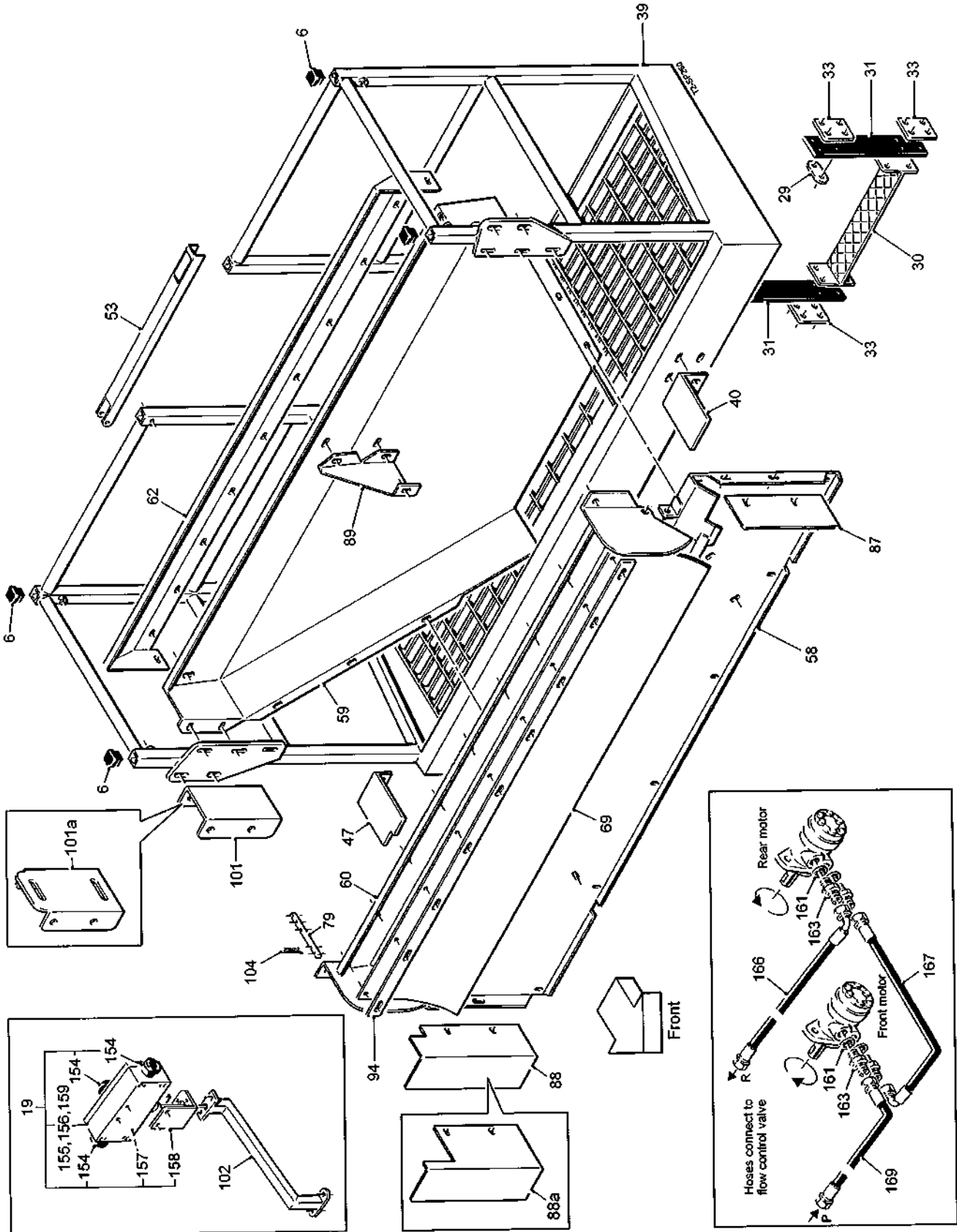


# 12.5a

# T2 SPARE PARTS

Machines from Serial No T2-210

Easi-pic Table  
Assy No 59557



**T2 SPARE PARTS****12.5b**

Machines from Serial No T2-210

**Easi-pic Table****Assy No 59557**

Item	Part No.	Description	Qty.	Remarks
1	27159	Plastic Insert (40x40)	2	
2				
3	32037/1	Proximity Sensor	1	
4	32037/4	Sensor Cable (10m)	1	
5				
6	37753	Plastic Insert (30x30)	6	
7				
8	46855	Hydraulic Motor	2	
9				
10	51666	Roller Assembly	3	(see list at end)
11				
12				
13	56229	Long Roller Mounting	1	
14	56230	Flanged Drive Roller	3	
15	56231	Plain Drive Roller	1	
16				
17	59897	21T 3/4"Pitch Sprocket	1	
18				
19	59078	Control Box Assembly	1	(see list at end)
20	59151	Sensor Disc	1	
21	59212	Short Web Assembly	1	(see list at end)
22	59213	Long Web Assembly	1	(see list at end)
23	59220	Spreader Drive Shaft	1	
24	59221	Short Roller Mounting	1	
25	59222	Roller Assembly	2	(see list at end)
26	59323	Guard Roller	1	
27	59324	Roller Assembly	1	(see list at end)
28				
29	59469	Clamp Plate	2	
30	59470	Step	1	
31	59471	Step Strap	2	
32	59479	Sensor Bracket	1	
33	59485	Step Support Plate	4	
34	59544	Spreader Frame	1	
35	59545	LH Mounting	1	
36	59546	RH Mounting	1	
37	59547	Motor Plate	1	
38	59548	Motor Plate	1	
39	59549	Easi-pic Platform	1	
40	64294	Platform Support Plate	1	
	59556A	Platform Support Plate	1	Used on build 62762F
41	59596	Support Bar	1	
42	64300	Spacer Bracket	1	
43	64301	Spacer Bracket	1	
44	59594	Drive Guard	1	
45				
45a	59595A	Infill Panel	1	Used on build 62762F
46	59595B	Infill Panel	1	Used on build 62762AA
47	64295	Platform Support Plate	1	
	59866A	Platform Support Plate	1	Used on build 62762F
48				
49	64054A	Stone Shield	1	
50	64154	Infill Panel	2	Transfer unit with clod roller
51	59779	Deflector Panel LH (not shown)	1	Transfer unit without clod roller
52	59780	Deflector Panel RH	1	Transfer unit without clod roller

**12.5c****T2 SPARE PARTS**

Machines from Serial No T2-210

**Easi-pic Table****Assy No 59557**

Item	Part No.	Description	Qty.	Remarks
53	62976A	Safety Hand Rail	1	
54				
55	60052RS	Bearing	1	
56	LFTC35A	Bearing	2	
57				
58	RPA610.303669	Rear Panel	1	
59	RPA610.303673	Chute	1	
60	RPA610.303677	Hinge Panel	1	
61	RPA610.305863	Support Bar	1	
62	RPA610.304484	Top Chute Panel	1	
63	RPC700.300147	Ø95 Roller c/w Bearings	2	
64	RPC700.300227	Ø75 Roller c/w Bearings	8	
65	RPC700.300666	Rubber End Cap	1	
66	RPC700.300667	Spigot Washer	1	
67	RPC700.301543	Plain Drive Roller	2	
68	RPC700.303613	Flanged Drive Roller	4	
69	RPC730.303685	Rubber Deflector	1	
70				
71	RPF200.030200	Ø30 External Circlip	4	
72	RPF200.035250	Ø35 External Circlip	4	
73				
74	RPGM070.00446	Felt Seal	10	
75	RPGM089.00565	Roller Shield	10	
76	RPC620.303070	Cap	10	
77				
78	RPM102.302894	Adjuster Arm	2	
79	RPM146.303683	Pin	2	
80	RPM162.303630	Drive Shaft	2	
81	RPM176.304622	Spacer	2	
82	RPM176.306318	20mm Spacer	2	
83	RPM176.306320	30mm Spacer	8	
84	RPM180.303071	Roller Spindle	2	
85	RPM180.300308	Roller Spindle	8	
86	RPM182.306908	21T 3/4"Pitch Sprocket	1	
87	64296	Panel	1	
88	64297	Panel	1	
88a	64156	Panel	1	Used on build 62762F
89	RPM224.303684	Panel	1	
90	RPM224.309697	LH Side Panel	1	
91	RPM224.309698	RH Side Panel	1	
92	RPM225.310885	Mounting Plate (long)	2	
93	RPM225.310886	Mounting Plate (short)	2	
94	RPM256.302154	Clamp Strip	1	
95	RPT732.6200-	3/4"Pitch Drive Chain	1	
96	RPT732.6200-	3/4"Pitch Drive Chain	1	
97				
98	RPS105	28mm Pitch Easi-pic Web Assembly	1	(see list at end)
99	64419	Spacer Plate	2	
100	64326	Rubber Deflector	2	
101	64293	Platform Spacer Block	2	
101a	64140	Platform Spacer Block	2	Used on build 62762F
102	RPS710	Control Box Arm	1	
103				
104	S86-82-002	Ø3x64mm R' Clip	6	
105				

# T2 SPARE PARTS

12.5d

Machines from Serial No T2-210

## Easi-pic Table

Assy No 59557

Item	Part No.	Description	Qty.	Remarks
106	SFT30	Bearing	4	
107				
108	ST41M	Locking Collar	4	
109				
110	TBMW107	21T 3/4"Pitch Sprocket	2	
	<b>51666</b>	<b>Roller Assembly Consists Of:</b>		
111	0000300504	Felt Seal	1	
112	6005RS	Bearing	2	
113	46398	Flanged Steel Roller	1	
114	PH407	Seal	1	
115	PH408	Seal	1	
116	PS843	Ø25 External Circlip	2	
117	51664	Roller Spindle	1	
	<b>59222</b>	<b>Roller Assembly Consists Of:</b>		
118	0000301601	Roller	1	
119	59223	Spindle	1	
120	6204RS	Bearing	1	
121	12298	Circlip	1	
	<b>59324</b>	<b>Roller Assembly Consists Of:</b>		
122	0000300504	Felt Seal	2	
123	6005RS	Bearing	2	
124	46398	Flanged Steel Roller	1	
125	PH408	Seal	2	
126	PS843	Ø25 External Circlip	2	
127	59322	Roller Spindle	1	
	<b>59212</b>	<b>Short Web Assembly Consists Of:</b>		
128	56232/2	Web Belt	2	
129	56232/1	Web Rod	25	
130	56232/5	Rod Cover	26	
131	56232/4	Joining Rod	1	
132	51301/3	'F' Type Joiner (2 hole)	4	
133	DIN661 5x25	Ø5x25 Rivet	8	
134	DIN661 5x22	Ø5x22 Rivet	100	
135	46849/2	Clamp Plate	44	
	<b>59213</b>	<b>Long Web Assembly Consists Of:</b>		
136	56232/2	Web Belt	2	
137	56232/1	Web Rod	51	
138	56232/5	Rod Cover	52	
139	56232/4	Joining Rod	1	
140	51301/3	'F' Type Joiner (2 hole)	4	
141	DIN661 5x25	Ø5x25 Rivet	8	
142	DIN661 5x22	Ø5x22 Rivet	204	
143	46849/2	Clamp Plate	102	

## 12.5e

## T2 SPARE PARTS

Machines from Serial No T2-210

## Easi-pic Table

Assy No 59557

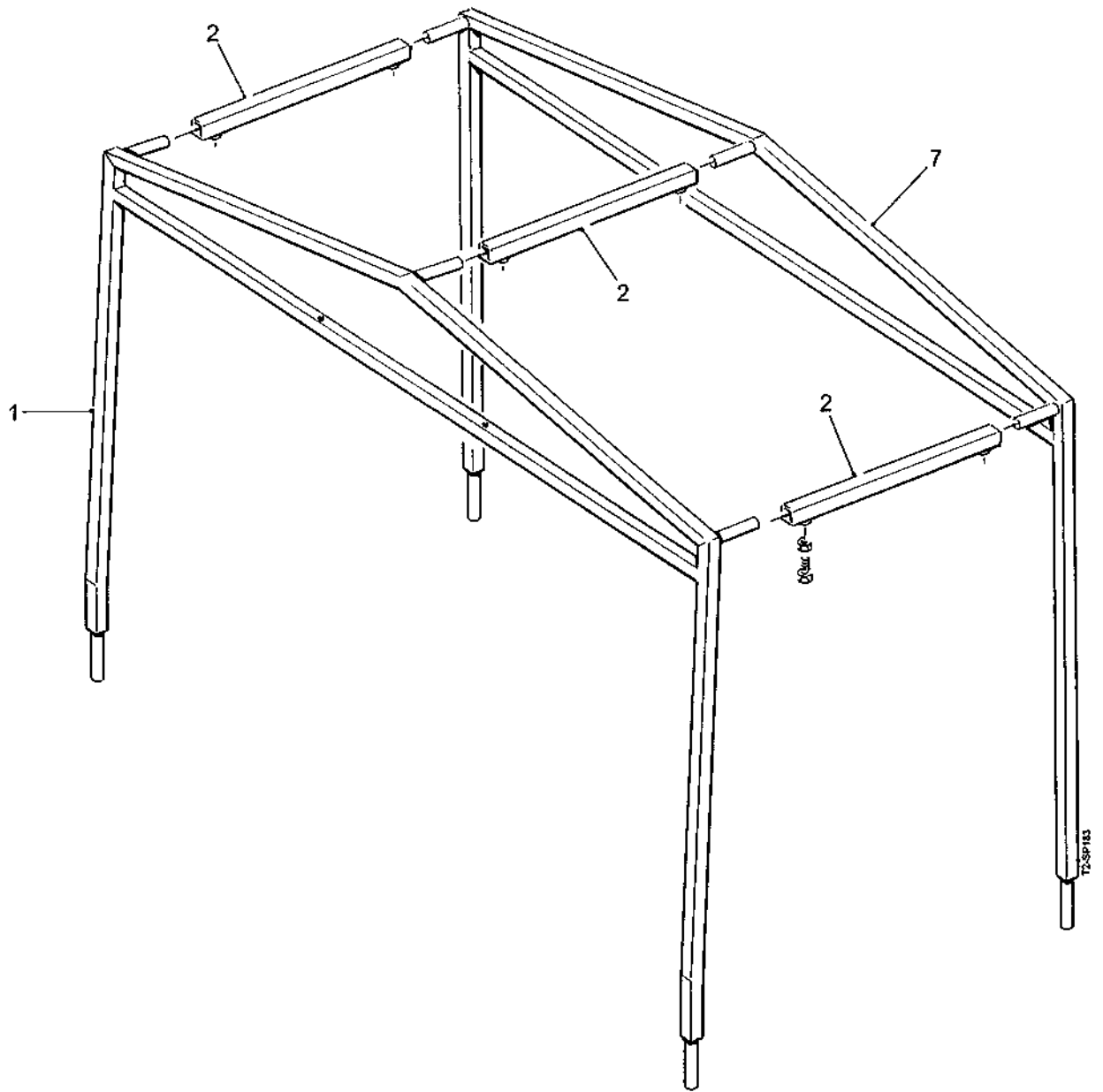
Item	Part No.	Description	Qty.	Remarks
	<b>RPS105</b>	<b>28mm Pitch Easi-pic Web Assembly</b>		
		<b>Consists Of:</b>		
144	-	Web Belt	3	
145	RPS105/1B	Cranked Rod	60	
146	RPS105/2B	Straight Rod	29	
147	41029/3	F' Type Joiner	6	
148	RPS560/3AF	Joining Rod	1	
149	RPF240.150230	Rivet (for rod)	534	
150	RPF240.150300	Rivet (for joiner)	12	
151	RPW300.303144A3	Clamp Plate	267	
152	RPA610.308634	Bracket	6	
153	RPC730.308637	Nylon Panel	2	
	<b>59078</b>	<b>Control Box Assembly Consists Of:</b>		
154	37279	Emergency Stop Button Complete	3	
155	59464	Module Box	1	
156	59465	Module Cable	7	
157	59466	CAN Slave Module	1	
158	59472	Box Base Plate	1	
159	TR500	Decal	1	
160				
		<b>Hydraulic Components Consist Of:</b>		
161	11124	1/2"BSP Dowty Seal	4	
162				
163	12315	1/2"BSP M M Adaptor	4	
164				
165				
166	60476	1/2"Hose Assembly (2800mm)	1	
167	46620	1/2"Hose Assembly (450mm)	1	
168				
169	60695	1/2"Hose Assembly (2400mm)	1	



Machines from Serial No T2-210

**Easi-pic Canopy Kit**

Assy No 59089



**12.6a****T2 SPARE PARTS**

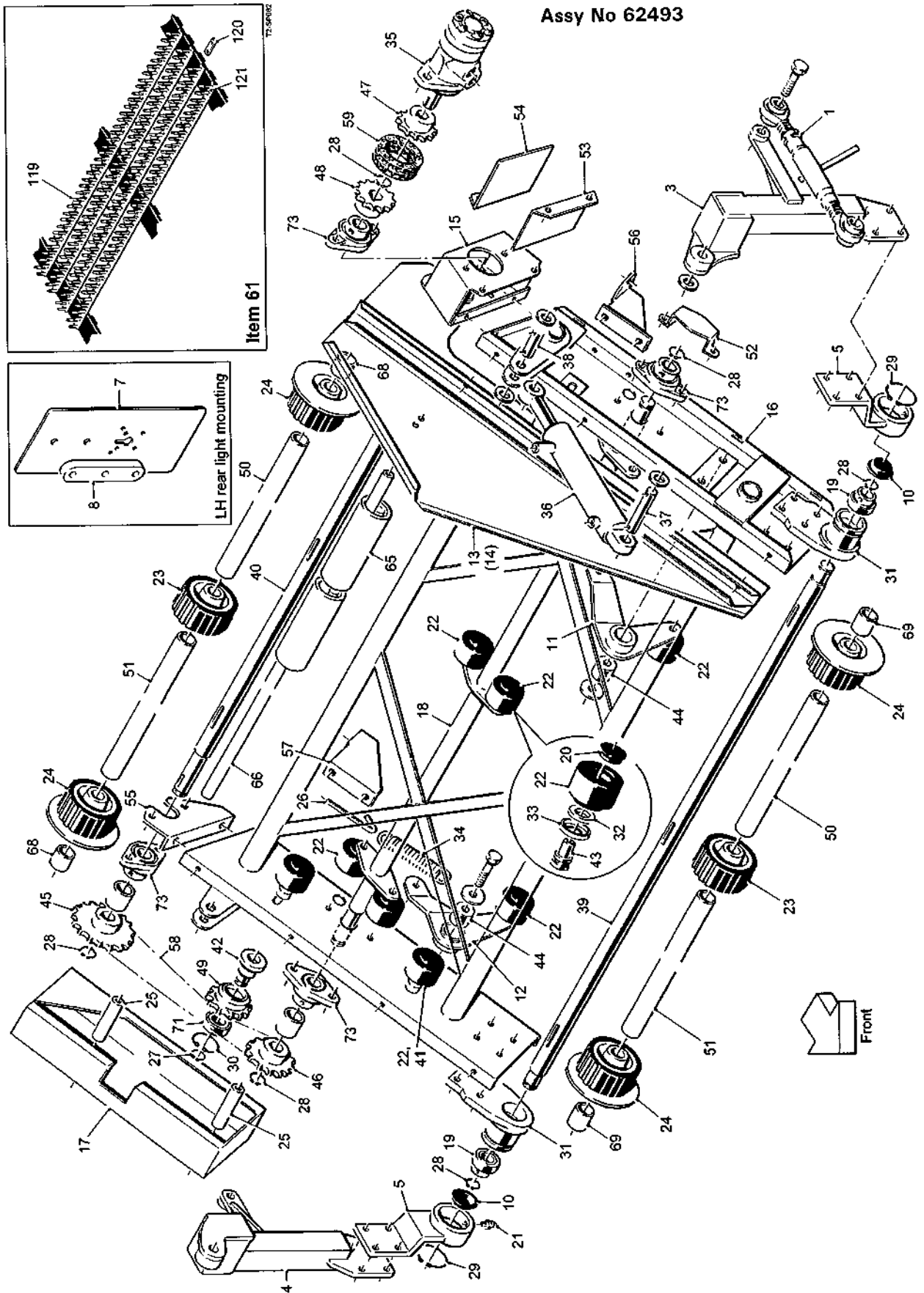
Machines from Serial No T2-210

**Easi-pic Canopy Kit****Assy No 59089**

Item	Part No.	Description	Qty.	Remarks
1	59602	Front Frame	1	
2	59603	Tube	3	
3				
4				
5				
6				
7	RPA610.311963	Rear Frame	1	
8	RPC720.311025	Canopy (not shown)	1	

Machines from Serial No T2-210

## Haulm Elevator Assembly Assy No 62493

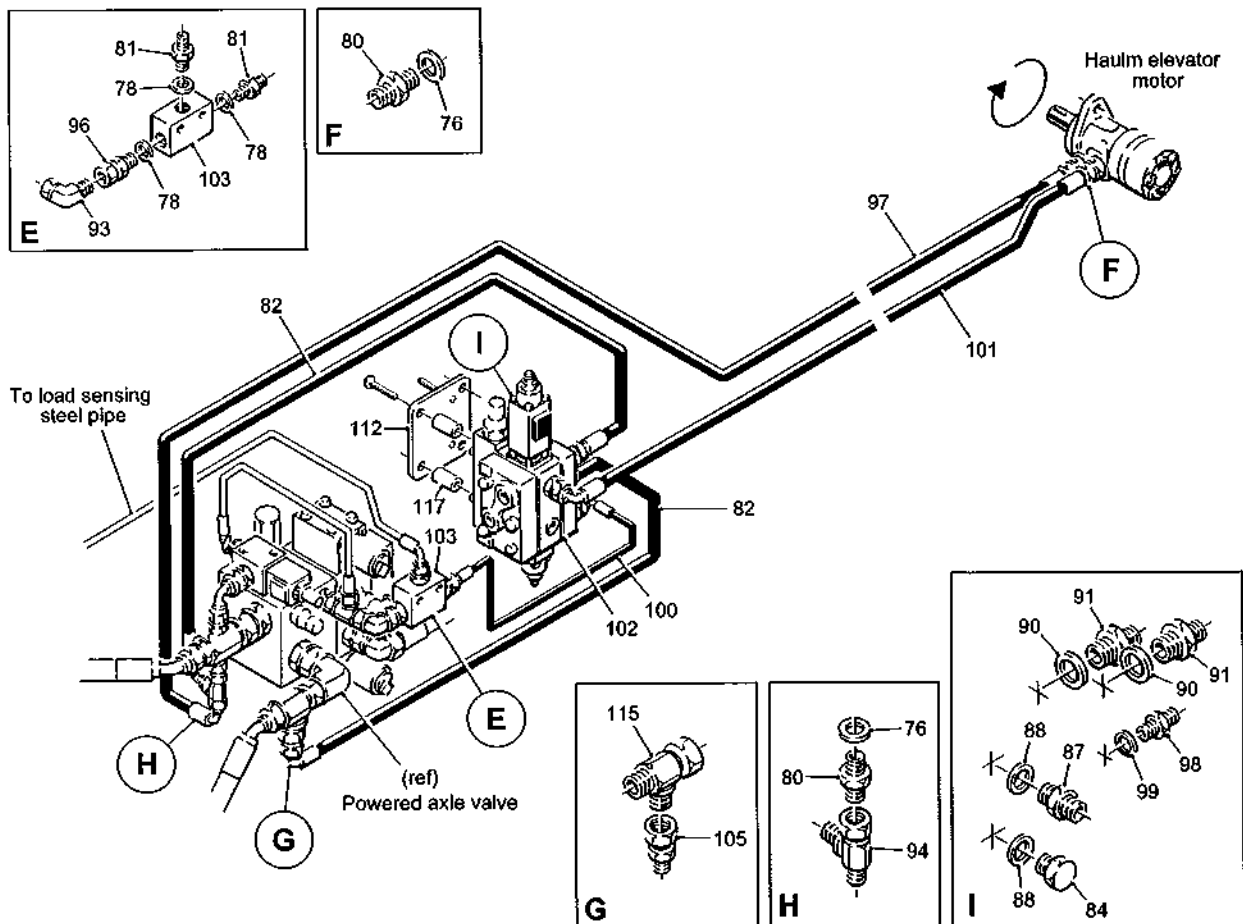
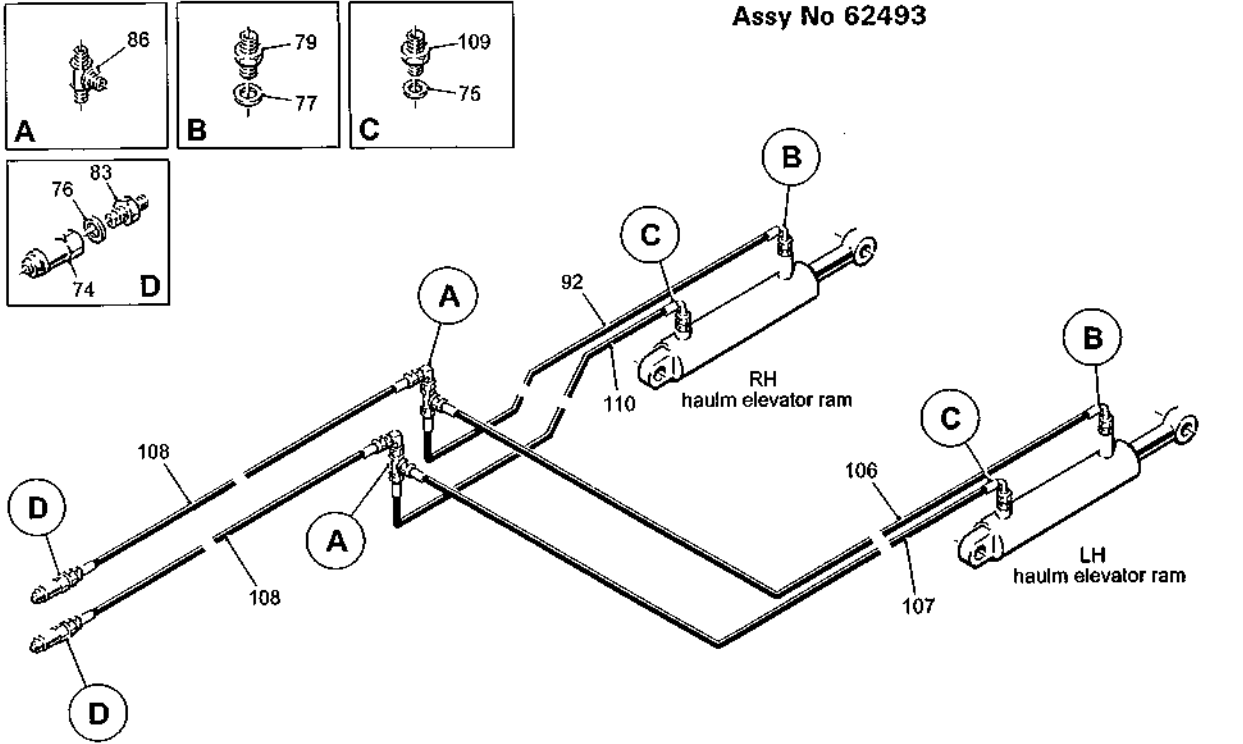


# 12.7a

# T2 SPARE PARTS

Machines from Serial No T2-210

## Haulm Elevator Assembly Assy No 62493



**T2 SPARE PARTS****12.7b**

Machines from Serial No T2-210

**Haulm Elevator Assembly****Assy No 62493**

Item	Part No.	Description	Qty.	Remarks
1	54327	Top Link Assembly	2	
2				
3	62520	LH Mounting Bracket	1	
4	62521	RH Mounting Bracket	1	
5	62522	Pivot Arm	2	
6				
7	59285A	LH Rear Light Bracket	1	
8	64429	Spacer Plate	1	
9				
10	RPGM088.00014	Cap	2	
11	RPA610.304591	LH Arm	1	
12	RPA610.304592	RH Arm	1	
13	RPA610.307351	LH Side Panel	1	
14	RPA610.307352	RH Side Panel	1	(not shown)
15	RPA610.309212	Motor Mounting	1	
16	RPA610.309216	Haulm Elevator Frame	1	
17	RPA610.309248	Drive Guard	1	
18	RPA610.309249	Agitator Shaft	1	
19	RPB210.012062	Bearing	2	
20	RPC620.303070	Plastic Cap	12	
21	RPC648.081250	M8 Grease Nipple	2	
22	RPC700.300148	Ø75 Roller c/w Bearings	12	
23	RPC700.301543	Plain Roller	2	
24	RPC700.303613	Flanged Roller	4	
25	RPC700.309252	Guard Spacer	2	
26	RPF128.110130	M10 Hook Bolt	2	
27	RPF200.025200	Ø25 External Circlip	1	
28	RPF200.030200	Ø30 External Circlip	6	
29	RPF200.075250	Ø75 External Circlip	2	
30	RPF202.052200	Ø52 Internal Circlip	1	
31	RPGM006.00336	Pivot Housing	2	
32	RPGM070.00446	Felt Seal Ring	12	
33	RPGM089.00565	Roller Shield	12	
34	RPGM097.00021	Tension Spring	2	
35	RPH850.302181	Hydraulic Motor	1	
36	RPH872.304385	Hydraulic Ram	2	
37	RPM146.305186	Pivot Pin (long)	2	
38	RPM146.305187	Pivot Pin (short)	2	
39	RPM162.309156	Shaft	1	
40	RPM162.309157	Drive Shaft	1	
41	RPM176.306318	20mm Spacer	8	
42	RPM178.300391	Spigot	1	
43	RPM180.303071	Pivot Bush	12	
44	RPM180.304588	Spindle	2	
45	RPM182.300347	24T 3/4"Pitch Sprocket	1	
46	RPM182.300349	18T 3/4"Pitch Sprocket	1	
47	RPM182.300350	12T 3/4"Pitch Sprocket	1	
48	64426	12T 3/4"Pitch Sprocket	1	Was RPM182.300354
49	RPM182.300390	15T 3/4"Pitch Idler Sprocket	1	
50	RPM192.305235	Spacer Tube (short)	2	
51	RPM192.305236	Spacer Tube (long)	2	
52	RPM216.301080	End Guard	1	
53	RPM224.309143	Panel	1	
54	RPM224.309150	Panel	1	
55	RPM225.304549	RH Mounting Plate	1	

12.7c

## T2 SPARE PARTS

Machines from Serial No T2-210

## Haulm Elevator Assembly

Assy No 62493

Item	Part No.	Description	Qty.	Remarks
56	RPM225.309134	LH Spring Plate	1	
57	RPM225.309135	RH Spring Plate	1	
58	RPT732.620064	3/4"Pitch Drive Chain	1	
59	RPT738.600012	3/4"Pitch Duplex Drive Chain	1	
60				
61	RPW300.307424	40mm Pitch Pintle Belt Assembly	1	(see list at end)
62				
63				
64				
65	64436	Weight Tube	6	
66	64437	Tie Bar	1	
67				
68	SS042036/048	Steel Spacer	2	
69	SS042036/053	Steel Spacer	2	
70				
71	62052RS	Bearing	1	
72				
73	SFT30	Bearing	4	
		<b>Hydraulic Components Consist Of:</b>		
74	10140	1/2"BSP Male Probe	2	
75	11294	1/8"BSP Dowty Seal	2	
76	11124	1/2"BSP Dowty Seal	5	
77	11125	3/8"BSP Dowty Seal	2	
78	11337	1/4"BSP Dowty Seal	3	
79	11336	1/4"BSPx3/8"BSP M M Adaptor	2	
80	12315	1/2"BSP M M Adaptor	3	
81	12316	1/4"BSP M M Adaptor	2	
82	60438	1/2"Hose Assembly (600mm)	2	Was 12348
83	16356	1/4"x1/2"BSP M M Adaptor	2	
84	16454	M18 Blanking Plug	1	
85				
86	27449	1/4"BSP MMM Tee	2	
87	27459	M18x1/2"BSP M M Adaptor	1	
88	27461	M18 Dowty Seal	2	
89				
90	31167	M22 Dowty Seal	2	
91	31168	M22x1/2"BSP M M Adaptor	2	
92	36229	1/4"Hose Assembly (2500mm)	1	
93	32474	1/4"BSP M F Compact 90°Adaptor	1	
94	37367	1/2"BSP FMM Tee	1	
95				
96	41484	1/4"BSP M F Swivel Adaptor	1	
97	46650	1/2"Hose Assembly (5000mm)	1	
	60620	1/2"Hose Assembly (4500mm)	1	Build 62762M without onion paddle
98	44207	M14x1/4"BSP M M Adaptor	1	
99	44208	M14 Dowty Seal	1	
100	13187	1/4"Hose Assembly (700mm)	1	Was 44650
101	44755	1/2"Hose Assembly (4700mm)	1	
	60872	1/2"Hose Assembly (4450mm)	1	Build 62762M without onion paddle
102	59643	Valve Block Assembly	1	
103	59644	1/4"BSP 3 Port Shuttle Valve	1	
104				

**T2 SPARE PARTS****12.7d**

Machines from Serial No T2-210

**Haulm Elevator Assembly****Assy No 62493**

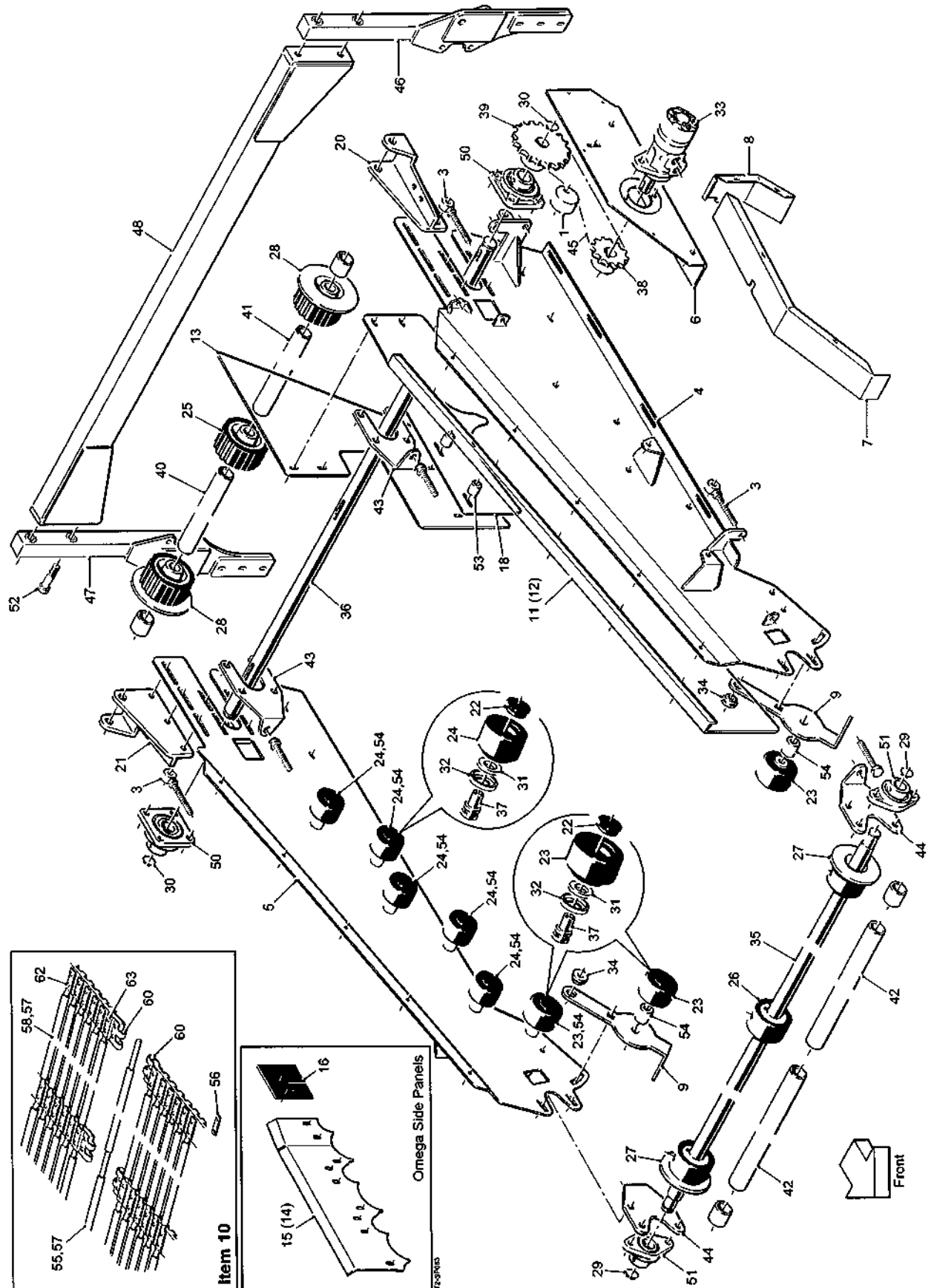
Item	Part No.	Description	Qty.	Remarks
105	60544	1"BSP FMx1/2"BSPM Swivel Adaptor	1	
106	60596	1/4"Hose Assembly (4600mm)	1	
107	60599	1/4"Hose Assembly (4400mm)	1	
108	60610	1/4"Hose Assembly (12000mm)	2	
109	60392	1/8"BSPx1/4"BSP M M Adaptor	2	
110	60172	1/4"Hose Assembly (2300mm)	1	
111				
112	64181	Adaptor Plate	1	
113				
114				
115	RPH724.111616	1"BSP FMM Tee	2	
116				
117	SS025011/050	Steel Spacer	4	
118				
	<b>RPW300.307424</b>	<b>40mm Pitch Pintle Belt Consists Of:</b>		
119	RPW300.307424/1	Pintle Bar	58	
120	KA16048	Clamp Plate	174	
121	DIN661 5x25	Ø5x25 Rivet	348	





Machines from Serial No T2-210

## Haulm Elevator Transfer Web (1300mm discharge elevator) Assy No 62492



**12.8a****T2 SPARE PARTS**

Machines from Serial No T2-210

**Haulm Elevator Transfer Web** (1300mm discharge elevator)**Assy No 62492**

Item	Part No.	Description	Qty.	Remarks
1	0005000014	Chain Tensioner	1	
2				
3	62463	Eye Bolt	4	
4	62488	LH Mounting Panel	1	
5	62489	RH Mounting Panel	1	
6	62499	Motor Mounting	1	
7	62504	Drive Guard	1	
8	62505	Drive Guard	1	
9	62513	Roller Adjuster Plate	2	
10	62514	36mm Pitch Web Assembly	1	(see list at end)
11	62515	LH Stainless Side Panel	1	
12	62516	RH Stainless Side Panel	1	(not shown)
13	62518	Stainless Deflector Panel	2	
14	62548	Omega LH Side Panel	1	(not shown)
15	62549	Omega RH Side Panel	1	
16	62550	Omega Rubber Deflector	2	
17				
18	64687	Stainless Infill Panel	2	
19				
20	RPA610.304429	LH Ram Mounting	1	
21	RPA610.304430	RH Ram Mounting	1	
22	RPC620.303070	Plastic Cap	14	
23	RPC700.300147	Ø95 Roller c/w Bearings	4	
24	RPC700.300148	Ø75 Roller c/w Bearings	10	
25	RPC700.301543	Plain Drive Roller	1	
26	RPC700.302662	Plain Roller	1	
27	RPC700.302663	Flanged Roller	2	
28	RPC700.303613	Flanged Drive Roller	2	
29	RPF200.030200	Ø30 External Circlip	2	
30	RPF200.035250	Ø35 External Circlip	2	
31	RPGM070.00446	Felt Seal Ring	14	
32	RPGM089.00565	Roller Shield	14	
33	RPH850.302181	Hydraulic Motor	1	
34	RPM106.304349	Pivot Boss	2	
35	RPM162.304439	Shaft	1	
36	RPM162.309155	Drive Shaft	1	
37	RPM180.303071	Pivot Bush	14	
38	RPM182.300350	12T 3/4"Pitch Sprocket	1	
39	RPM182.309306	24T 3/4"Pitch Sprocket	1	
40	RPM192.305232	Spacer Tube (698mm)	1	
41	RPM192.305233	Spacer Tube (679mm)	1	
42	RPM192.305234	Spacer Tube (733mm)	2	
43	RPM225.304398	Rear Adjuster Plate	2	
44	RPM225.307345	Front Adjuster Plate	2	
45	RPT732.620046	3/4"Pitch Drive Chain	1	
46	64681	Support Bracket LH	1	
47	64682	Support Bracket RH	1	
48	64683	Support Beam	1	
49				
50	SF35	Bearing	2	
51	SFT30	Bearing	2	
52	DW309520105	M20x100 Fine Thread Bolt	4	
53	SS025011/035	Steel Spacer	4	
54	SS030017/045	Steel Spacer	14	

**T2 SPARE PARTS****12.8b**

Machines from Serial No T2-210

**Haulm Elevator Transfer Web** (1300mm discharge elevator)**Assy No 62492**

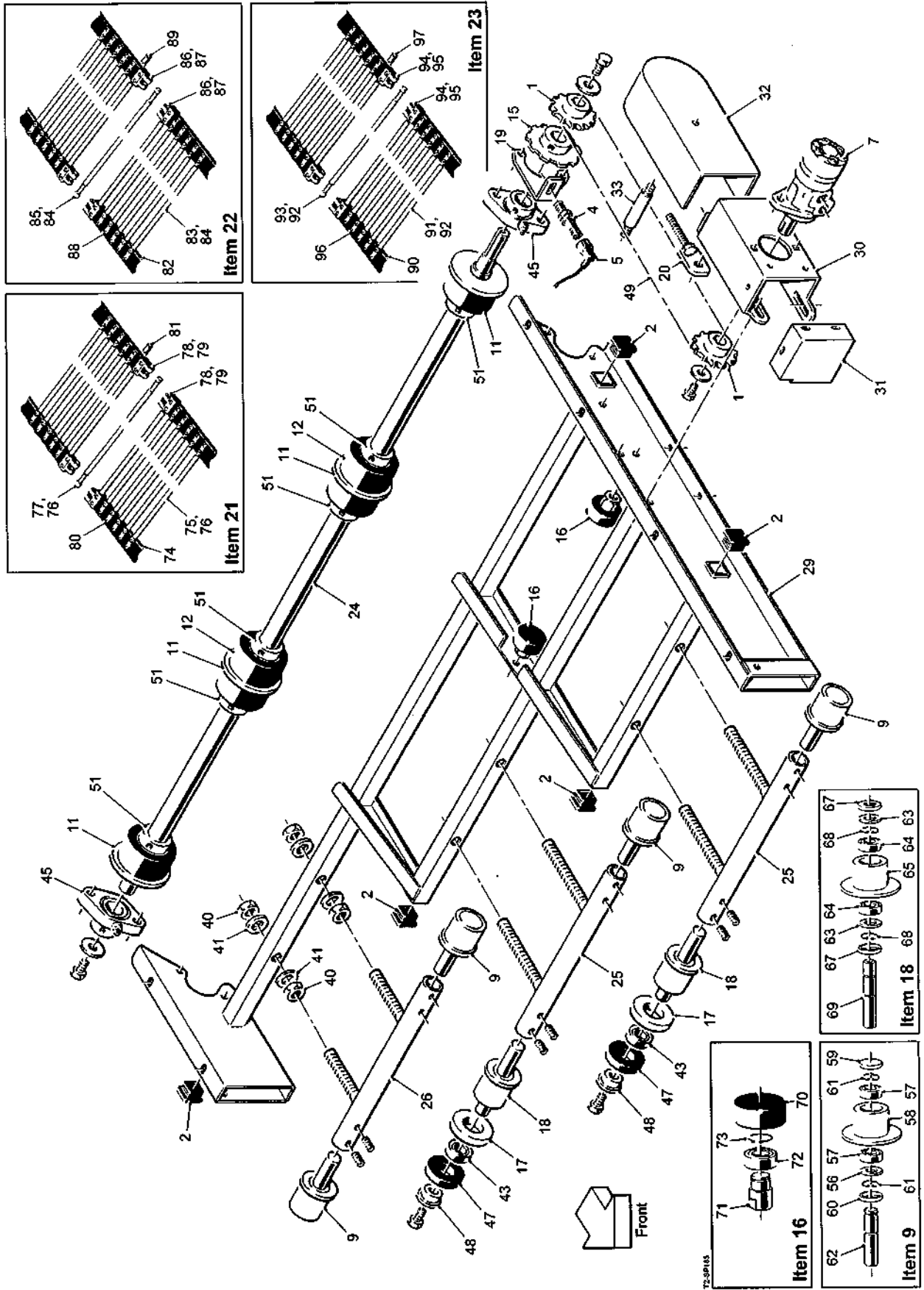
Item	Part No.	Description	Qty.	Remarks
	<b>62514</b>	<b>36mm Pitch Web Consists Of:</b>		
55	RPW300.301210/1	Joiner Rod	1	
56	RPW300.303144A3	Clamp Plate	312	
57	RPGMRP012.00700	Rod Cover	214	
58	-	Web Rod	106	
59				
60	RPS561/3AF	36mm Pitch 'F' Type Joiner	6	
61				
62	DIN661 5x25	Ø5x25 Rivet	636	
63	DIN661 5x30	Ø5x30 Rivet	24	



Machines from Serial No T2-210

## Haulm Elevator Spreader Web (1300mm discharge elevator)

Assy No 62491

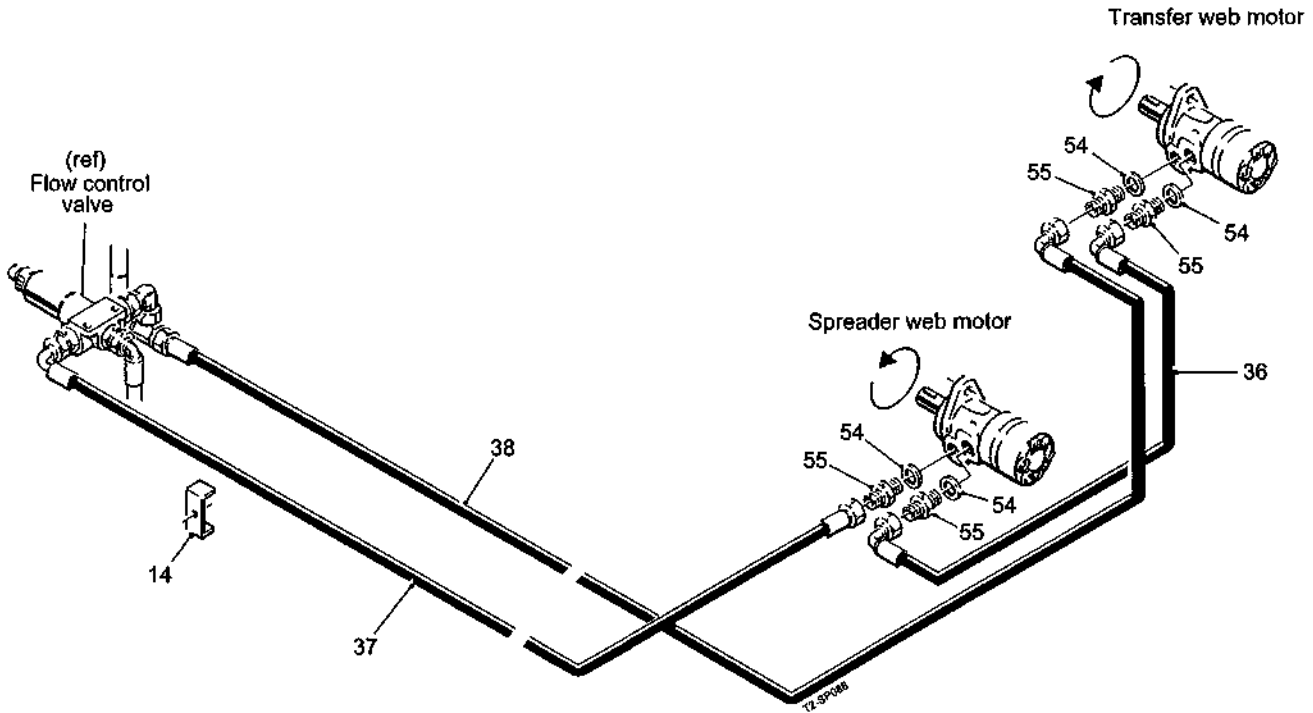


# 12.9a

# T2 SPARE PARTS

Machines from Serial No T2-210

**Haulm Elevator Spreader Web** (1300mm discharge elevator)  
Assy No 62491



**T2 SPARE PARTS****12.9b**

Machines from Serial No T2-210

**Haulm Elevator Spreader Web** (1300mm discharge elevator) **Assy No 62491**

Item	Part No.	Description	Qty.	Remarks
1	27135	17T 3/4"Pitch Sprocket	2	
2	27159	40x40 Plasic Insert	5	
3				
4	32037/1	Proximity Sensor	1	
5	32037/4	Sensor Lead (10m)	1	
6				
7	46855	Hydraulic Motor	1	
8				
9	51666	Roller Assembly	4	(see list at end)
10				
11	56230	Flanged Drive Roller	4	
12	56231	Plain Drive Roller	2	
13				
14	59295	Hose Clamp	4	
15	59151	Sensor Disc	1	
16	59222	Roller Assembly	2	(see list at end)
17	59323	Nylon Guard Roller	2	
18	59324	Roller Assembly	2	(see list at end)
19	59512A	Sensor Bracket	1	
20	59677	Chain Adjuster	1	
21	59758	Short Web Assembly	1	(see list at end)
22	59759	Intermediate Web Assembly	1	(see list at end)
23	59760	Long Web Assembly	1	(see list at end)
24	59763	Drive Shaft	1	
25	59764	Roller Mounting (long thread)	2	
26	59765	Roller Mounting (short thread)	1	
27				
28				
29	62490	Spreader Frame	1	
30	62494	Motor Mounting	1	
31	62509	Drive Guard	1	
32	62511	Drive Guard	1	
33	62512	Guard Bolt	1	
34				
35				
36	60431	1/2"Hose Assembly (450mm)	1	
37	44202	1/2"Hose Assembly (3000mm)	1	Was 42521 & 60090
38	60891	1/2"Hose Assembly (3200mm)	1	Was 51549 & 33139
39				
40	22029020	M20 Full Nut	12	
41	22046020	M20 Falt Washer	12	
42				
43	60052RS	Bearing	2	
44				
45	LFTC35A	Bearing	2	
46				
47	RPC700.300666	Rubber End Cap	2	
48	RPC700.300667	Spigot Washer	2	
49	RPT732.620042	3/4"Pitch Drive Chain	1	
50				
51	ST41M	Ø40 Locking Collar	6	
52				
53				
54	11124	1/2"BSP Dowty Seal	4	
55	12315	1/2"BSP M M Adaptor	4	

## 12.9c

## T2 SPARE PARTS

Machines from Serial No T2-210

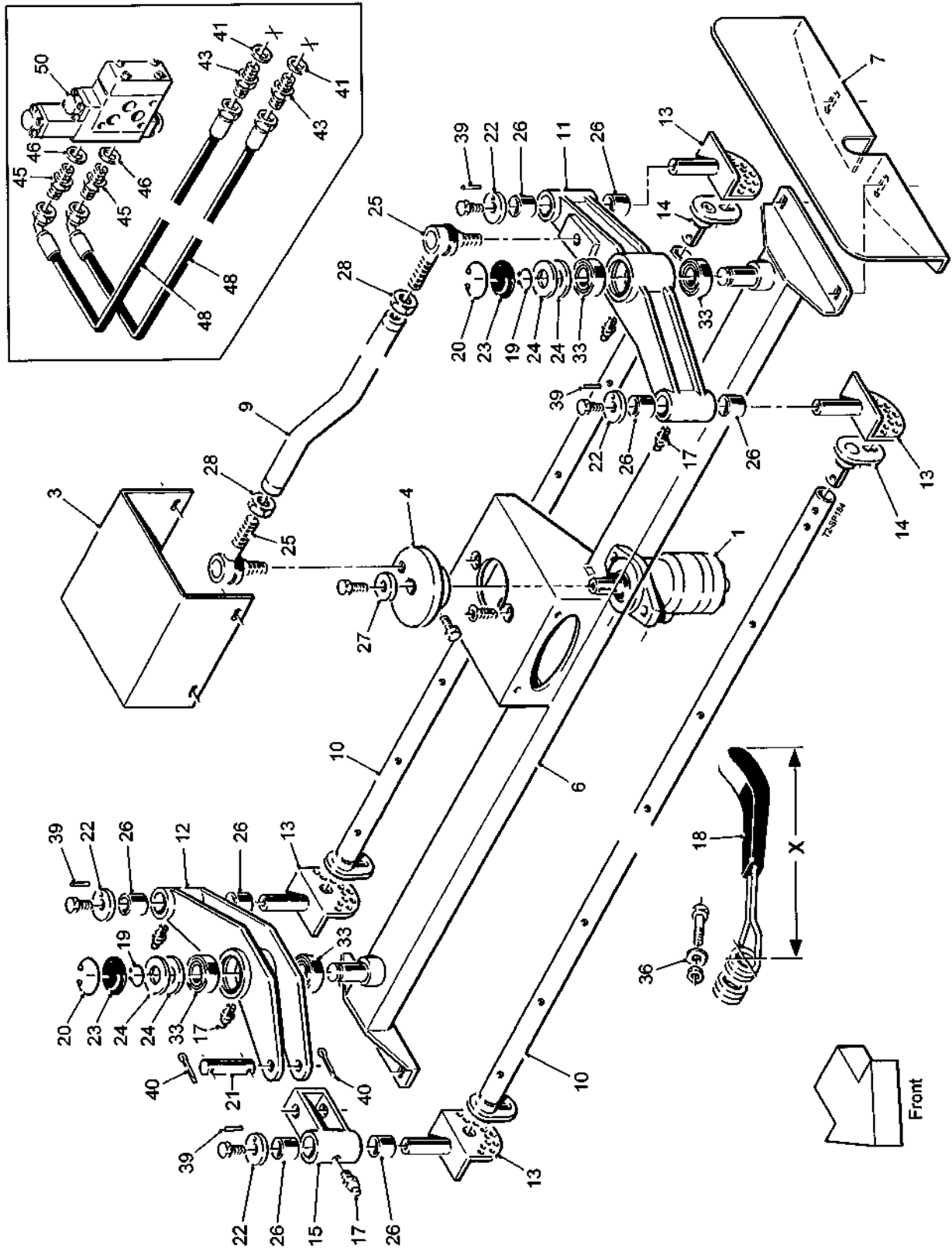
Haulm Elevator Spreader Web (1300mm discharge elevator) Assy No 62491

Item	Part No.	Description	Qty.	Remarks
	<b>51666</b>	<b>Roller Assembly Consists Of:</b>		
56	0000300504	Felt Seal	1	
57	6005RS	Bearing	2	
58	46398	Flanged Steel Roller	1	
59	PH407	Seal	1	
60	PH408	Seal	1	
61	PS843	Ø25 External Circlip	2	
62	51664	Roller Spindle	1	
	<b>59324</b>	<b>Roller Assembly Consists Of:</b>		
63	0000300504	Felt Seal	2	
64	6005RS	Bearing	2	
65	46398	Flanged Steel Roller	1	
66				
67	PH408	Seal	2	
68	PS843	Ø25 External Circlip	2	
69	59322	Roller Spindle (RH thread)	1	
	<b>59222</b>	<b>Roller Assembly Consists Of:</b>		
70	0000301601	Roller	1	
71	59223	Spindle	1	
72	6204RS	Bearing	1	
73	12298	Circlip	1	
	<b>59758</b>	<b>Short Web Assy Consists Of:</b>		
74	59758/3	Web Belt	2	
75	59758/1	Web Rod	25	
76	59758/2	Rod Cover	26	
77	59758/4	Joining Rod	1	
78	51301/3	'F' Type Joiner (2 hole)	4	
79	DIN661 5x25	Ø5x25 Rivet	8	
80	DIN661 5x22	Ø5x22 Rivet	92	
81	46849/2	Clamp Plate	46	
	<b>59759</b>	<b>Intermediate Web Assy Consists Of:</b>		
82	59759/3	Web Belt	2	
83	59758/1	Web Rod	45	
84	59758/2	Rod Cover	46	
85	59758/4	Joining Rod	1	
86	51301/3	'F' Type Joiner (2 hole)	4	
87	DIN661 5x25	Ø5x25 Rivet	8	
88	DIN661 5x22	Ø5x22 Rivet	172	
89	46849/2	Clamp Plate	86	
	<b>59760</b>	<b>Long Web Assy Consists Of:</b>		
90	59760/3	Web Belt	2	
91	59758/1	Web Rod	64	
92	59758/2	Rod Cover	65	
93	59758/4	Joining Rod	1	
94	51301/3	'F' Type Joiner (2 hole)	4	
95	DIN661 5x25	Ø5x25 Rivet	8	
96	DIN661 5x22	Ø5x22 Rivet	248	
97	46849/2	Clamp Plate	124	



Machines from Serial No T2-210

## Sweeping Clod Fingers Assy No 59045



12.10a

## T2 SPARE PARTS

Machines from Serial No T2-210

## Sweeping Clod Fingers

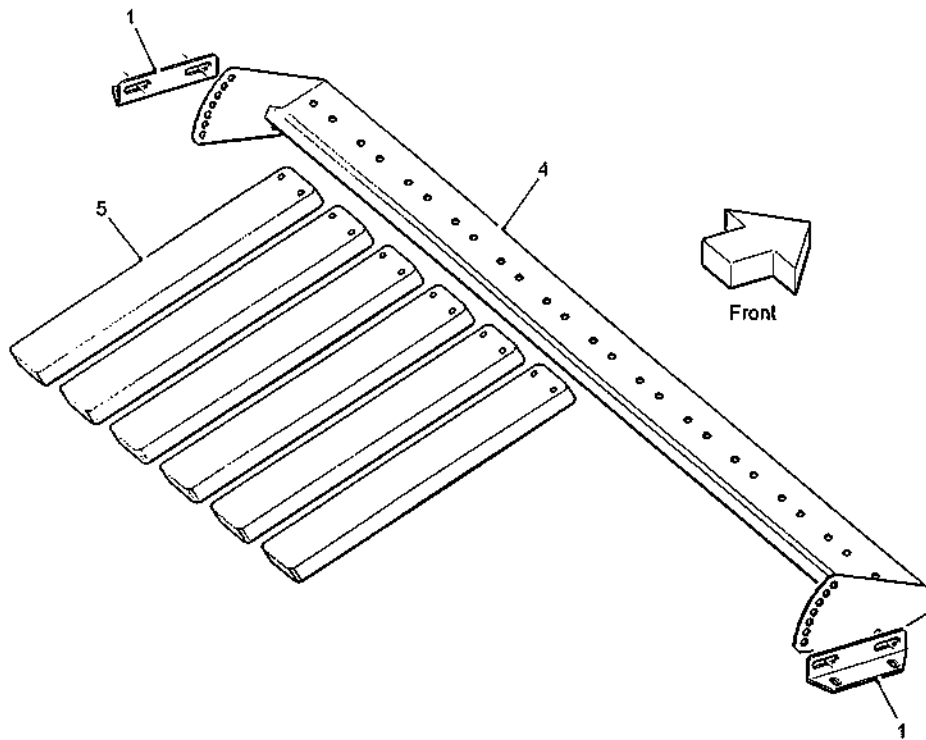
Assy No 59045

Item	Part No.	Description	Qty.	Remarks
1	44563	Hydraulic Motor	1	
2				
3	56823	Guard	1	
4	56824	Cam	1	
5				
6	59329	Mounting Beam	1	
7	59798	Finger Guard	2	
8				
9	RPA610.301139	Tube	1	
10	RPA610.301154	Tube	2	
11	RPA610.301165	Oscillator Arm	1	
12	RPA610.301202	Oscillator Arm	1	
13	RPA610.301207	Quadrant Plate	4	
14	RPA610.301209	End Plate	2	
15	RPA610.306023	Hinge Piece	1	
16	RPC632.301869	Decal	1	(not shown)
17	RPC648.081250	M8 Straight Grease Nipple	6	
18	RPC700.304701	Oscillator Paddle (X = 480mm)	16	Option
	RPGM076.00594	Oscillator Paddle (X = 425mm)	16	Option
19	RPF200.030200	Ø30 External Circlip	2	
20	RPF202.055200	Ø55 Internal Circlip	2	
21	RPGM031.00228	Pin	1	
22	RPGM065.00073	Brass Washer	4	
23	RPGM088.00005	Plastic Dust Cap	2	
24	RPGM088.00017	Sealing Ring	4	
25	RPGMB89.02017	M20 Ball Joint	2	
26	RPM148.302182	Brass Bush	8	
27	RPM196.300869	Washer	1	
28	RPF174.220000	M20 Half Nut	2	
29				
30				
31				
32				
33	6006RS	Bearing	4	
34				
35				
36	SS030011/005	Steel Spacer	16	
37				
38				
39	22067005/010	Ø5x10 Roll Pin	4	
40	22078005/025	Ø5x25 Split Pin	2	
		<b>Hydraulic Components Consist Of:</b>		
41	11124	1/2" BSP Dowty Seal	2	
42				
43	12315	1/2" BSP M M Adaptor	2	
44				
45	27459	M18x1/2" BSP M M Adaptor	2	
46	27461	M18 Dowty Seal	2	
47				
48	43207	1/2" Hose Assembly (2700mm)	2	
49				
50	RPS360-1	S/A Proportional Valve Slice	1	

Machines from Serial No T2-210

**Manual Clod Mat Assembly**

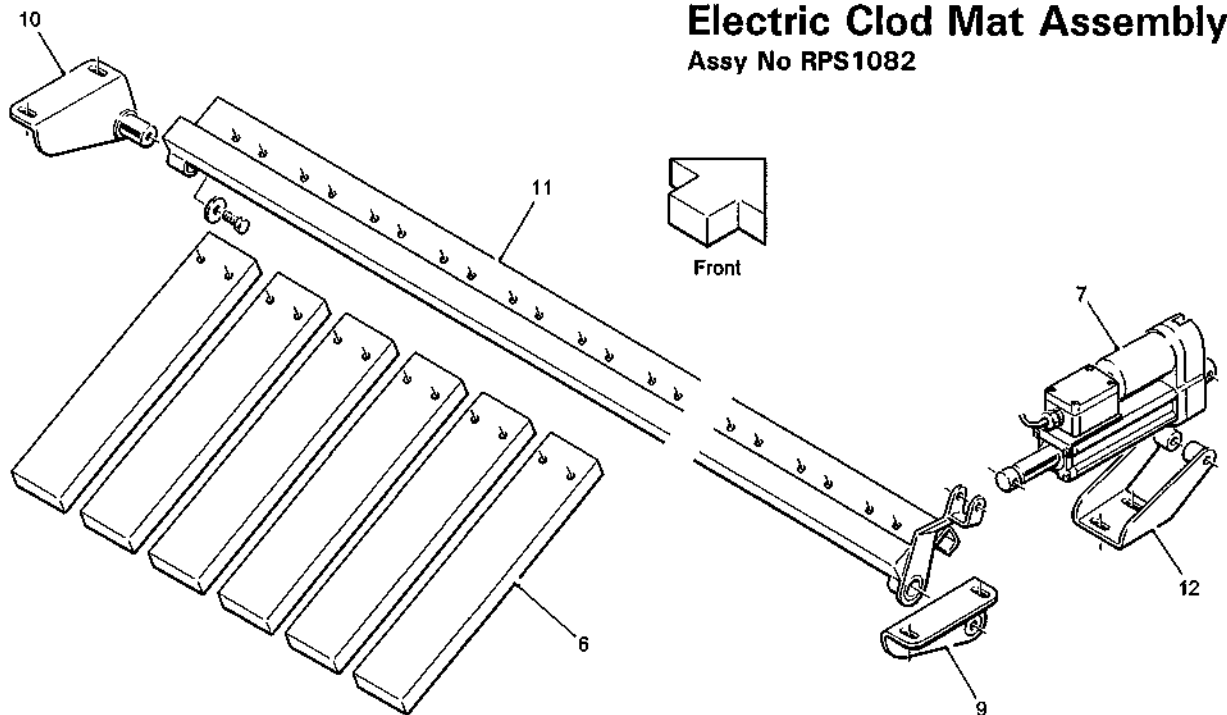
Assy No 59098



T2-SP998

**Electric Clod Mat Assembly**

Assy No RPS1082



**12.11a****T2 SPARE PARTS**

Machines from Serial No T2-210

**Clod Mat Assemblies**

Manual - Assy No 59098

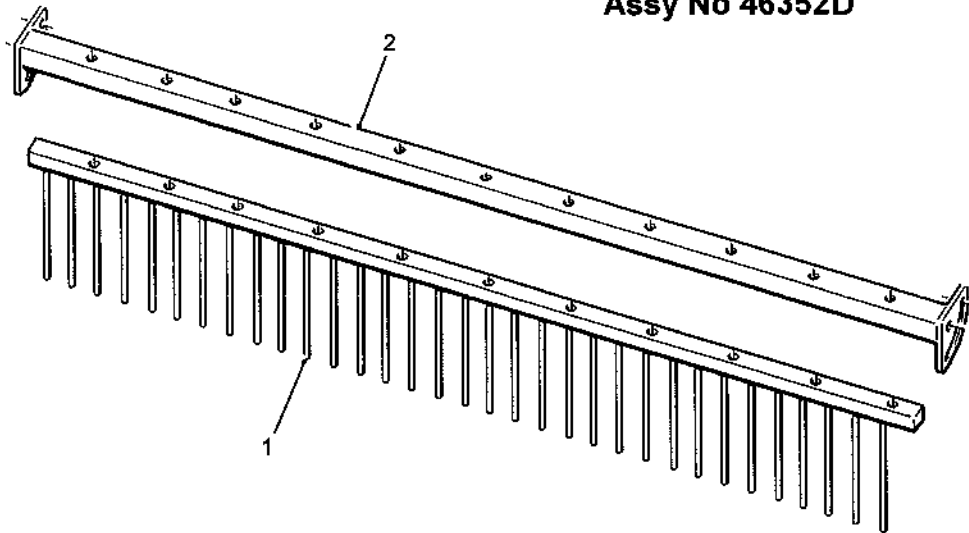
Electric - Assy No RPS1082

Item	Part No.	Description	Qty.	Remarks
1	59098	<b>Manual Clod Mat Consists Of:</b>		
2	59906	Mounting Bracket	2	
3				
4	RPA610.301085	Mounting Frame	1	
5	RPC700.301088	Clod Mat Rubber	13	
		_____		
	<b>RPS1082</b>	<b>Electric Clod Mat Consists Of:</b>		
6	RPC700.301088	Clod Mat Rubber	12	
7	RPE202.305394	Linear Actuator c/w Switch & Harness	1	
8				
9	RPS1083	LH Mounting Bracket	1	
10	RPS1084	RH Mounting Bracket	1	
11	RPS1085	Mounting Frame	1	
12	RPS1086	Actuator Bracket	1	

Machines from Serial No T2-210

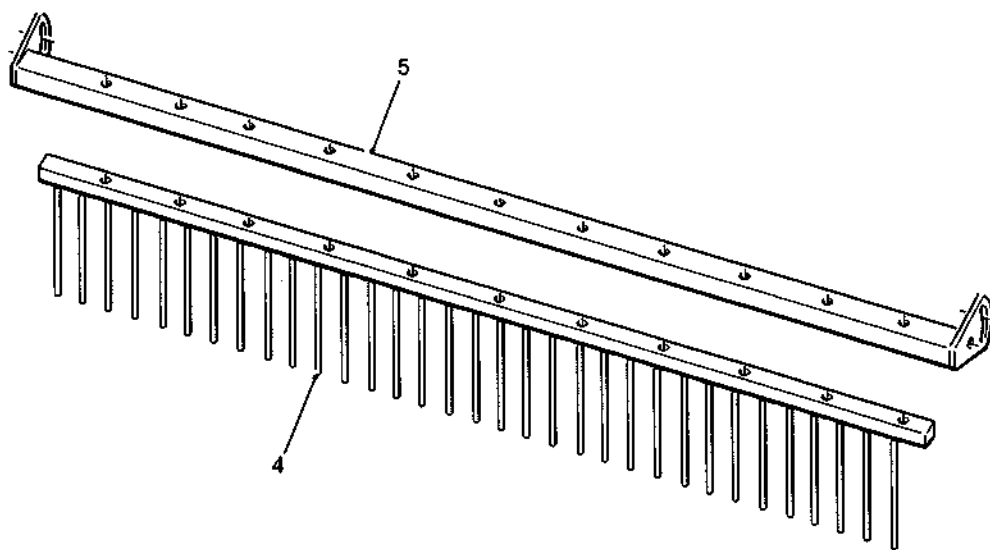
**Restrictor Brush Kits**

**Roller Table Restrictor Brush Kit  
Assy No 46352D**



T2-SP185

**Omega Restrictor Brush Kit  
Assy No 59896**



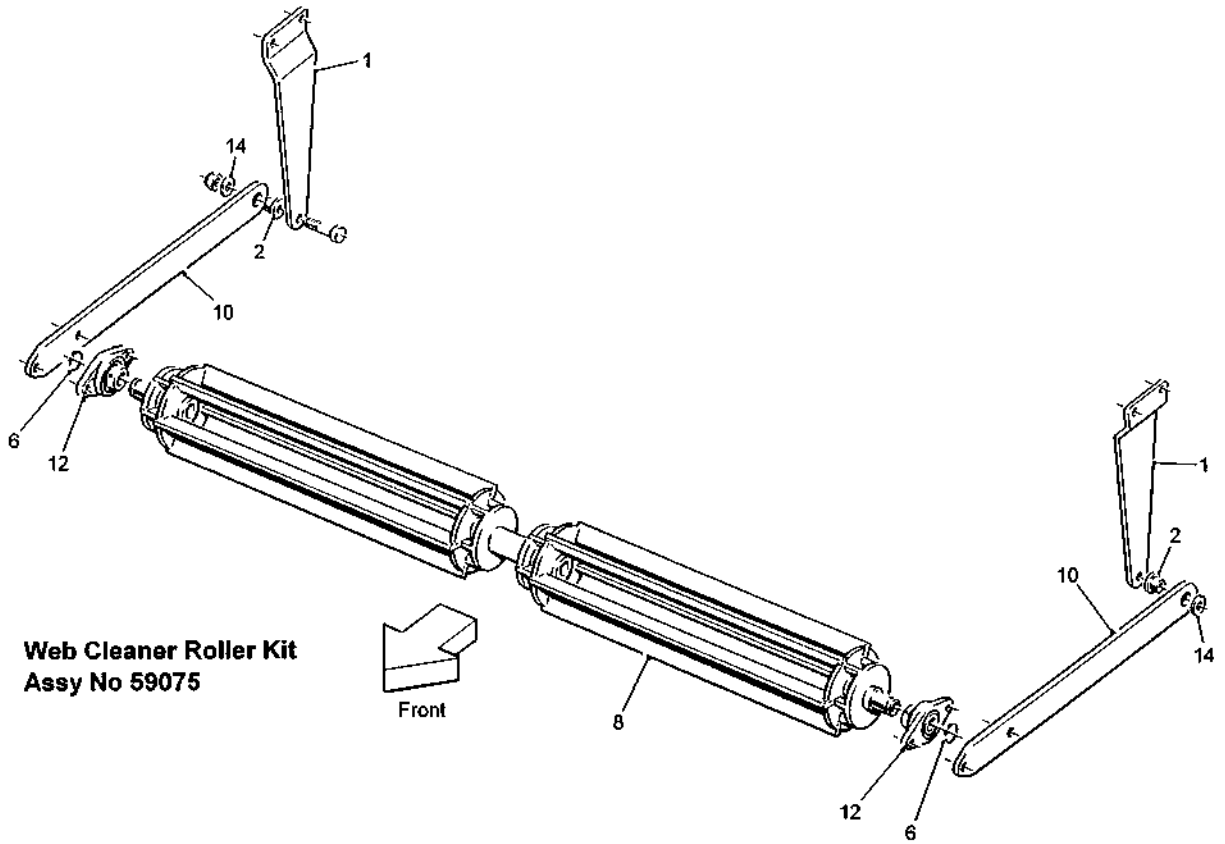
Machines from Serial No T2-210

**Restrictor Brush Kits**

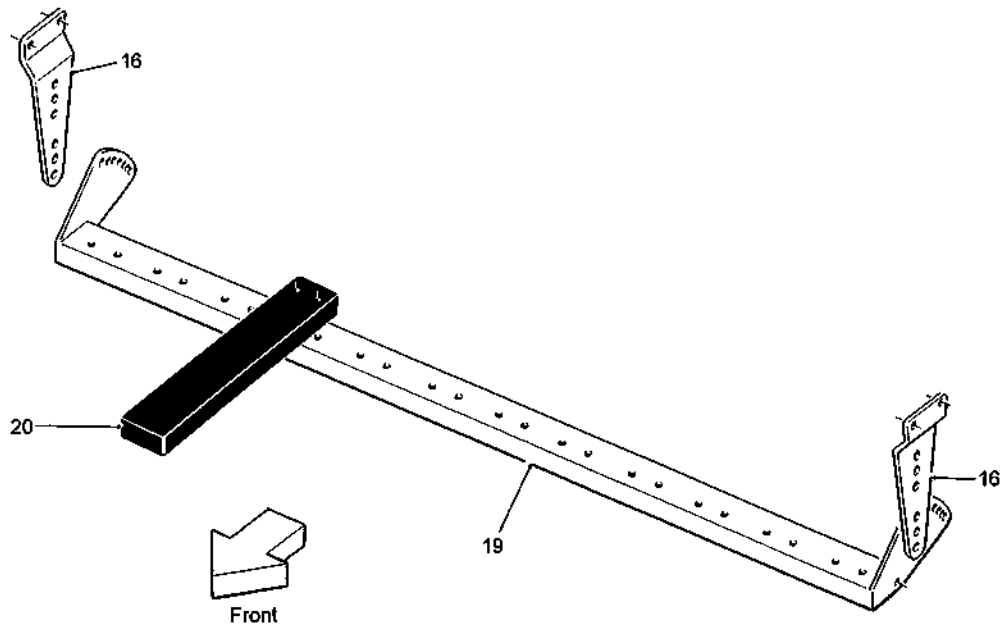
Item	Part No.	Description	Qty.	Remarks
	<b>46352D</b>	<b>Roller Table Restrictor Brush Kit</b>		
		<b>Consists Of:</b>		
1	59886	Restrictor Brush	1	
2	44397D	Brush Mounting	1	
3				
	<b>59896</b>	<b>Omega Restrictor Brush Kit</b>		
		<b>Consists Of:</b>		
4	59886	Restrictor Brush	1	
5	59894	Brush Mounting	1	
6				

Machines from Serial No T2-210

**Web Cleaner Kits**



T2-SP810



**12.13a****T2 SPARE PARTS**

Machines from Serial No T2-210

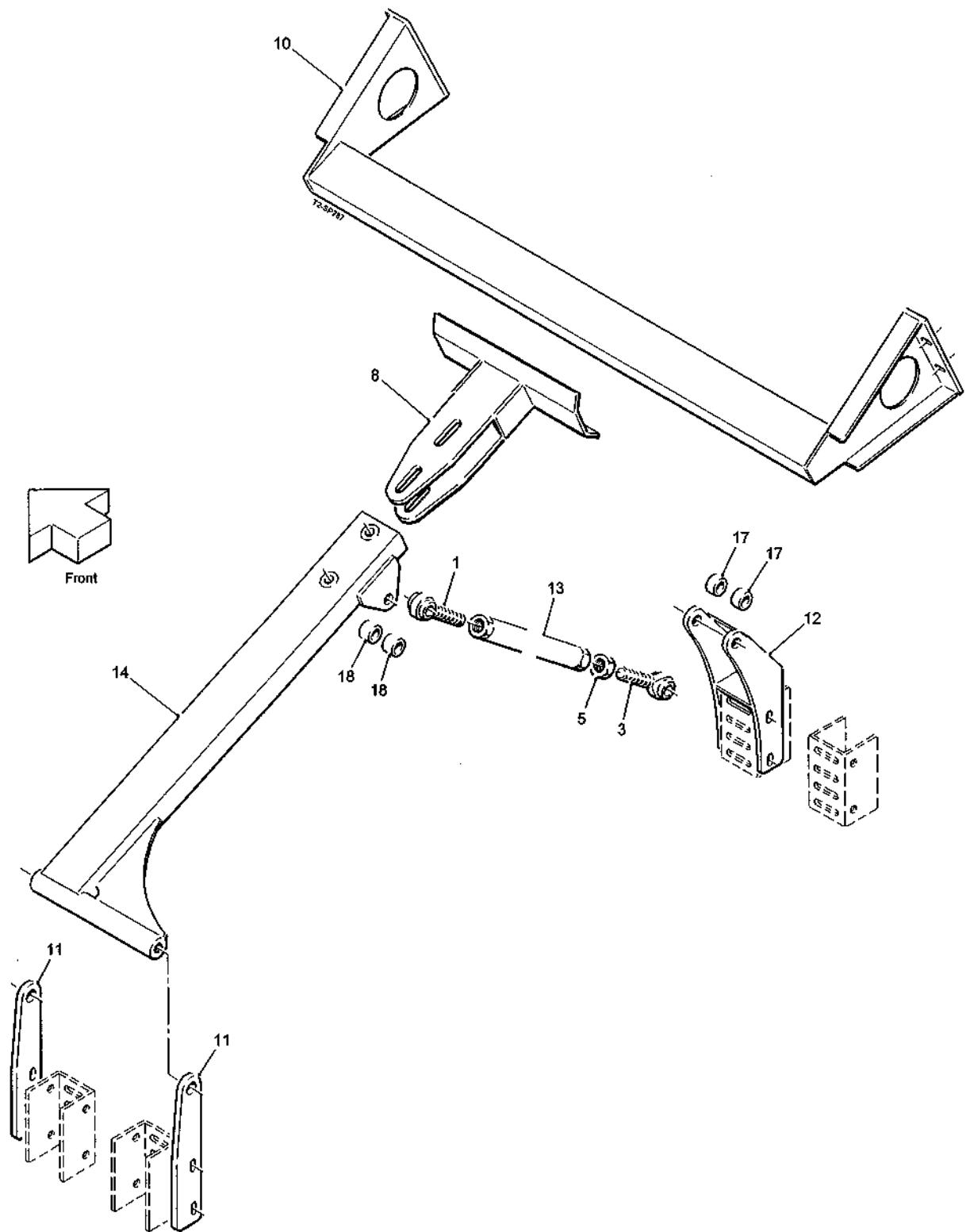
**Web Cleaner Kits**

Item	Part No.	Description	Qty.	Remarks
	<b>59075</b>	<b>Web Cleaner Roller Kit Consists Of:</b>		
1	59457A	Mounting Plate	2	
2	59458	Pivot Bush	2	
3				
4				
5				
6	RH56	Ø30 External Circlip	2	
7				
8	59737	28mm & 36mm Pitch Cleaner Roller	1	
	59738	40mm & 45mm Pitch Cleaner Roller	1	
9				
10	RPS994	Side Arm	2	
11				
12	SFT30A	Bearing	2	
13				
14	SS30011/005	Steel Spacer	2	
15				
	<b>59076</b>	<b>Web Cleaner Fingers Kit Consists Of:</b>		
16	59457	Mounting Plate	2	
17				
18				
19	RPA610.306221	Finger Mounting	1	
20	RPC700.301088	Rubber Finger	12	



Machines from Serial No T2-210

**Elevator Rest Kit**



**12.14a****T2 SPARE PARTS**

Machines from Serial No T2-210

**Elevator Rest Kit**

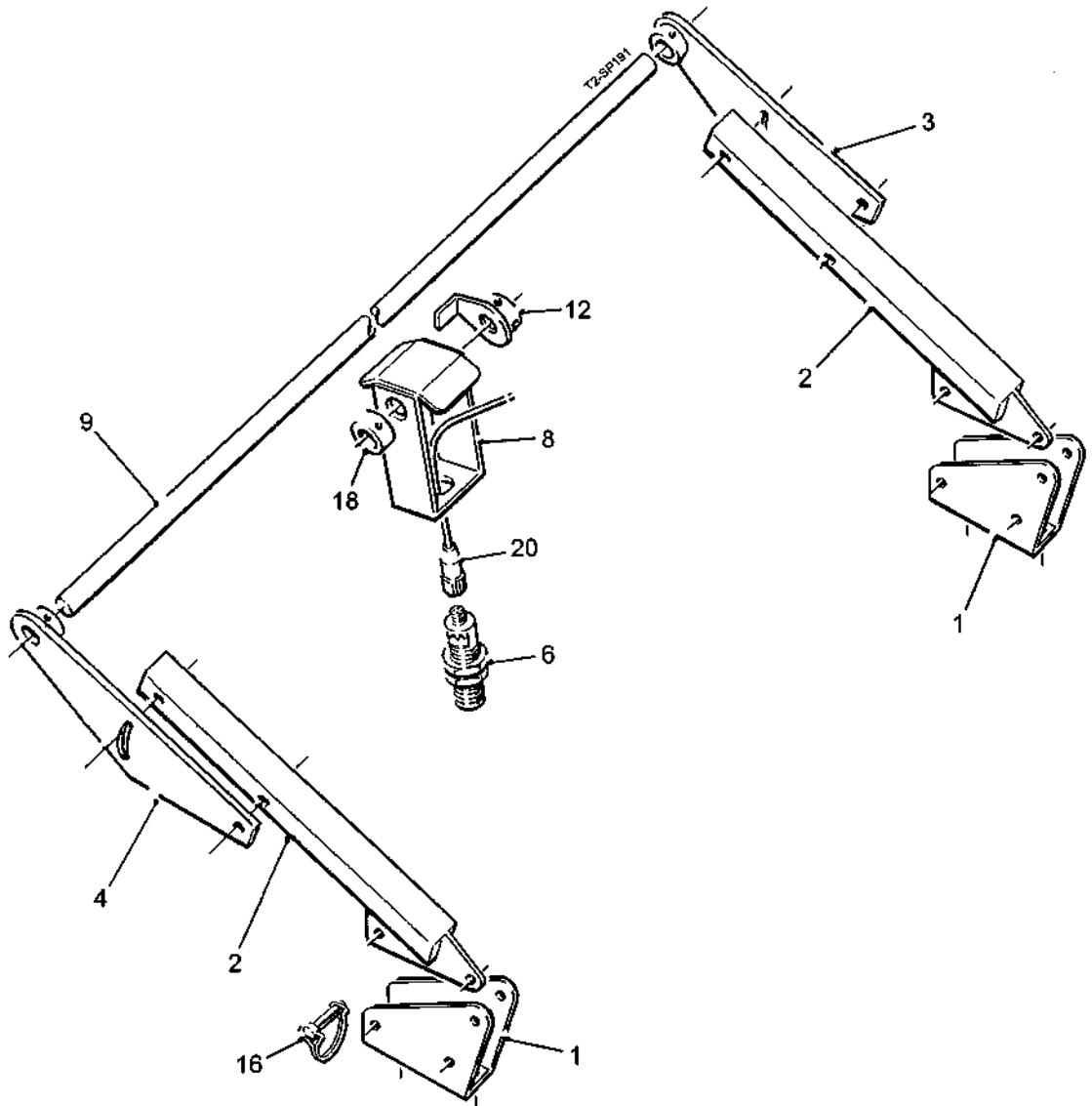
<b>Item</b>	<b>Part No.</b>	<b>Description</b>	<b>Qty.</b>	<b>Remarks</b>
1	11715	1 1/8"UNC LH Thread Rod End	1	
2				
3	13031	1 1/8"UNC RH Thread Rod End	1	
4				
5	22068112	1 1/8"UNC Half Nut	1	
6				
7				
8	62381	Elevator Rest	1	
9				
10	64555	Elevator Bridge (1125mm)	1	
	64438	Elevator Bridge (1300mm)	1	
11	64440	Mounting Plate	2	
12	64441	Mounting Bracket	1	
13	64442	Stay	1	
14	64443	Rest Arm	1	
15				
16				
17	SS038026/027	Steel Spacer	2	
18	SS038026/034	Steel Spacer	2	

Machines from Serial No T2-210

**Elevator Auto-height Control Kit**

1125mm Elevator - Assy No 59074

1300mm Elevator - Assy No 59857



**12.15a****T2 SPARE PARTS**

Machines from Serial No T2-210

**Elevator Auto-height Control Kit**

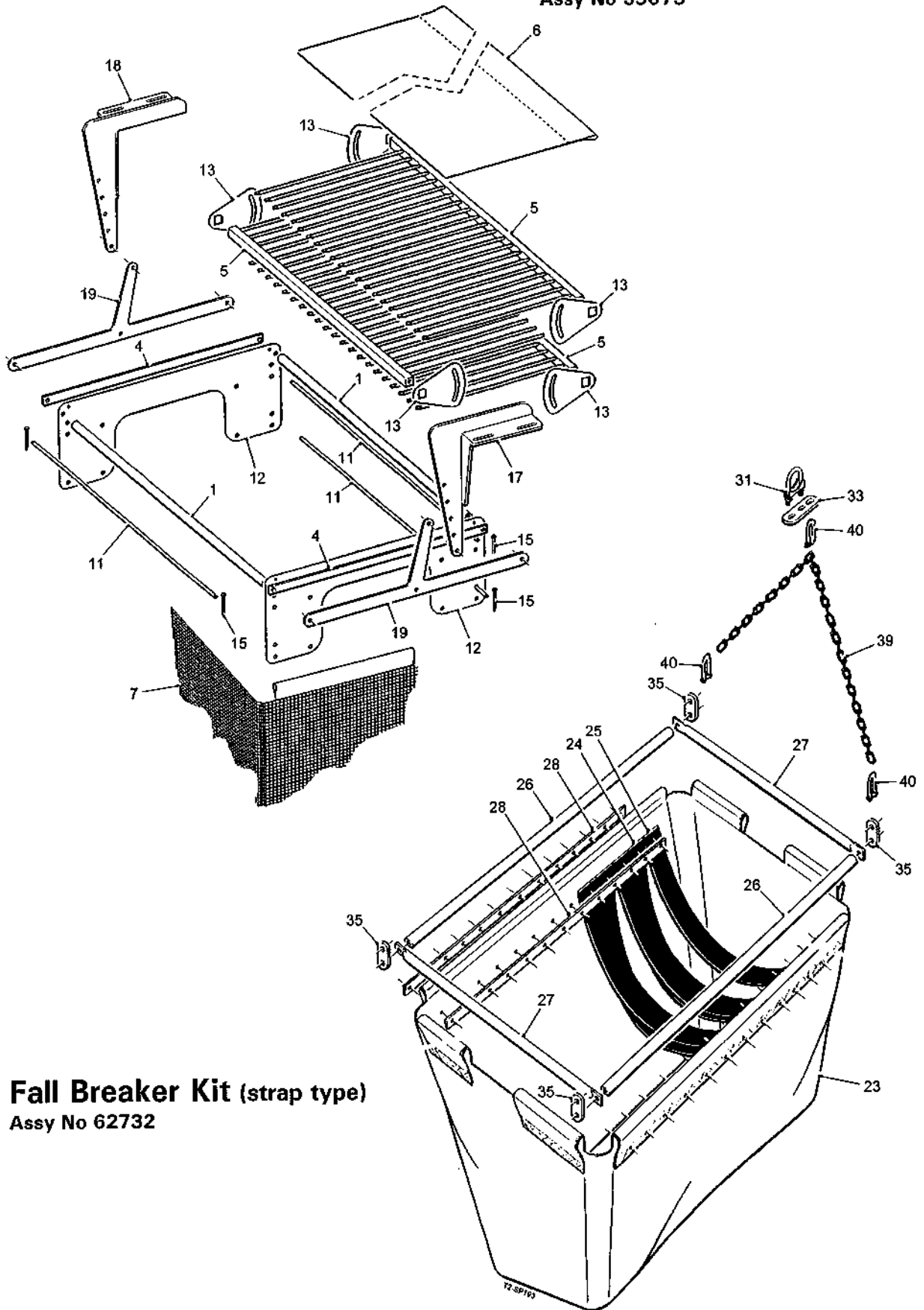
1125mm Elevator - Assy No 59074

1300mm Elevator - Assy No 59857

Item	Part No.	Description	Qty.	Remarks
1	37518	Mounting Bracket	2	
2	37519A	Support Arm	2	
3	37520	Rear Support Plate	1	
4	37521	Front Support Plate	1	
5				
6	54898	Ultrasonic Sensor	1	
7				
8	59940	Sensor Mounting Bracket	1	
9	59461	Pivot Bar	1	1125mm Elevator
	59856	Pivot Bar	1	1300mm Elevator
10				
11				
12	62934	Stop Plate	1	
13				
14				
15				
16	10282	Quick Release Pin	2	
17				
18	PS488M	Locking Collar	1	
19				
20	JK63720/5	Sensor Cable (15m)	1	

Machines from Serial No T2-210

**Fall Breaker Kit (cascade type)**  
Assy No 59073



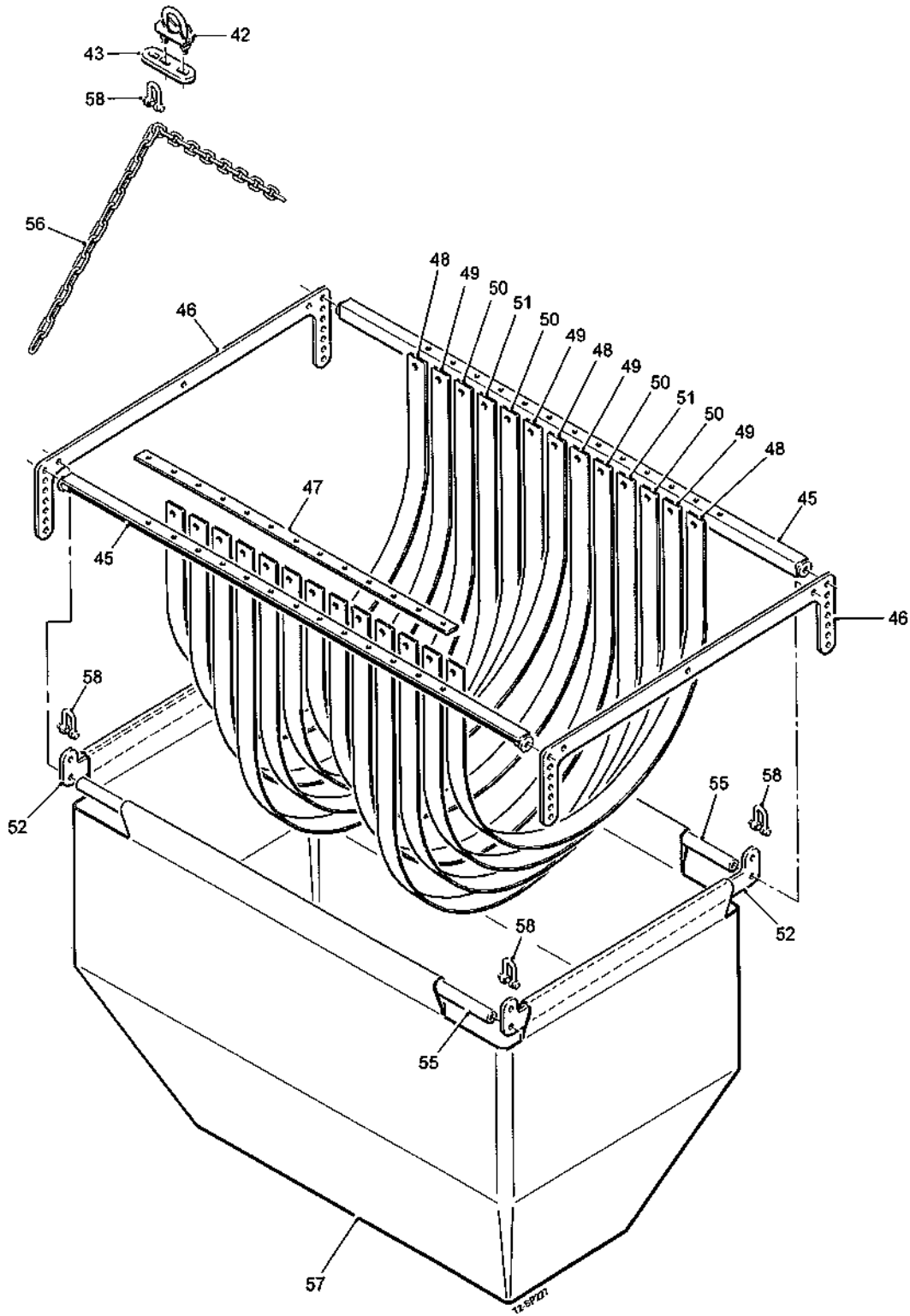
**Fall Breaker Kit (strap type)**  
Assy No 62732

12.16a

# T2 SPARE PARTS

Machines from Serial No T2-210

**Fall Breaker Kit (strap type)**  
Assy No 64205



**T2 SPARE PARTS****12.16b**

Machines from Serial No T2-210

**Fall Breaker Kits**

Item	Part No.	Description	Qty.	Remarks
	<b>59073</b>	<b>Fall Breaker Kit (cascade type)</b>		
		<b>Consists Of:</b>		
1	RPA610.311045	Spacer Bar (1300mm)	2	
2				
3				
4	RPC700.311051	Support Strip	2	
5	RPC700.311061	Nylon Brush Assembly (1300mm)	3	
6	RPC720.311053	Inner Flap (1300mm)	3	
7	RPC720.311054	Chute Cascade (1300mm)	1	
8				
9				
10				
11	RPM146.311047	Pin (1300mm)	3	
12	RPM225.311043	Plate	2	
13	RPM225.311044	Plate	6	
14				
15	22078003/032	Ø3x32mm Split Pin	6	
16				
17	62537	Front Chute Bracket	1	
18	62538	Rear Chute Bracket	1	
19	62949	Pivot plate	2	
20				
21				
22				
	<b>62732</b>	<b>Fall Breaker Kit (strap type)</b>		
		<b>Consists Of:</b>		
23	42831	PVC Chute	1	
24	42913/1200	Fall Breaker Strap (short)	7	
25	42913/1500	Fall Breaker Strap (long)	6	
26	42920	Tie Bar	2	
27	42921/1	Side Tube	2	
28	42929	Mounting Strip	4	
29				
30				
31	58122	Ø35 Clamp Complete	2	
32				
33	59462	Support Plate	2	
34				
35	62733	Shackle Plate	4	
36				
37				
38				
39	RPC62.311064	Chain	2	
40	RPGMRP099.00086	Shackle	6	
41				
	<b>64205</b>	<b>Fall Breaker Kit (strap type)</b>		
		<b>Consists Of:</b>		
42	58122	Ø35 Clamp Complete	2	
43	59462	Support Plate	2	
44				
45	64160	Strap Support	2	

**12.16c****T2 SPARE PARTS**

Machines from Serial No T2-210

**Fall Breaker Kits**

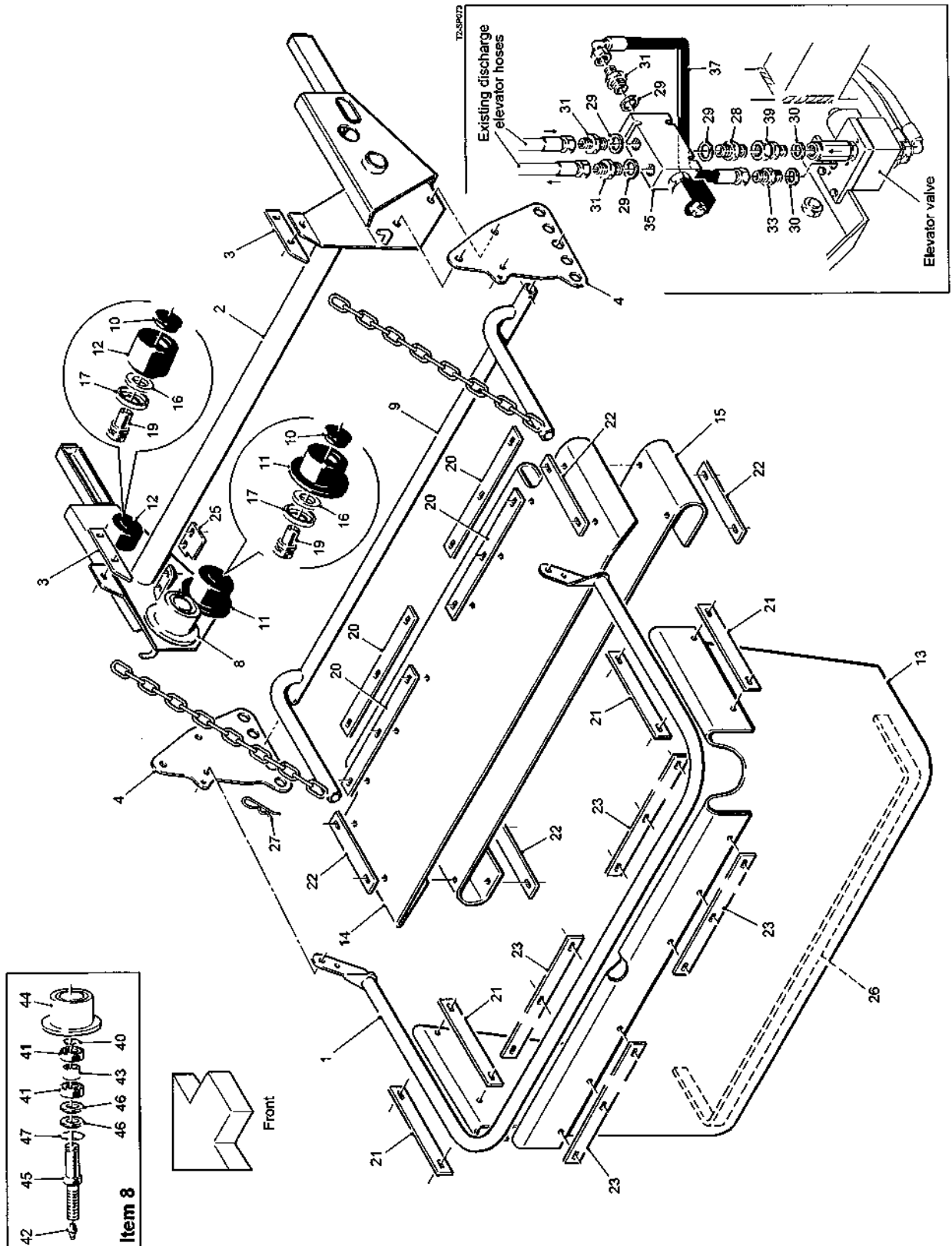
<b>Item</b>	<b>Part No.</b>	<b>Description</b>	<b>Qty.</b>	<b>Remarks</b>
46	64166	Side Adjuster Plate	2	
47	64167	Clamp Strip		
48	64168/1970	Canvas Strap (1970mm)	3	
49	64168/2170	Canvas Strap (2170mm)	4	
50	64168/2370	Canvas Strap (2370mm)	4	
51	64168/2570	Canvas Strap (2570mm)	4	
52	64204	Support Plate	2	
53				
54				
55	RPA610.311045	Spacer Bar (1300mm)	2	
56	RPC622.311064	Chain	2	
57	RPC720.311054	Chute Cascade (1300mm)	1	
58	RPGMRP099.00086	Shackle	6	



Machines from Serial No T2-210

## Windrow Kits

1125mm - Assy No 59775  
 1300mm - Assy No 62526  
 1500mm - Assy No 62256



**12.17a****T2 SPARE PARTS**

Machines from Serial No T2-210

**Windrow Kits****1125mm - Assy No 59775****1300mm - Assy No 62526****1500mm - Assy No 62256**

Item	Part No.	Description	Qty.	Remarks
1	59770	Top Rail	1	1125mm elevator
	62528	Top Rail	1	1300mm elevator
	62258	Top Rail	1	1500mm elevator
2	59771	Windrow Extension	1	1125mm elevator
	62527	Windrow Extension	1	1300mm elevator
	62257	Windrow Extension	1	1500mm elevator
3	59774	Joining Plate	2	
4	59873	Pivot Plate	2	
5				
6	59027A	Soft Drop Web Extension (1125mm)	1	(not shown)
	59332B	Standard Web Extension (1125mm)	1	(not shown)
	59756A	Standard Web Extension (1300mm)	1	(not shown)
	59987A	Standard Web Extension (1500mm)	1	(not shown)
7				
8	RPA510.309022	Flanged Roller Assembly	2	(see list at end)
9	RPA610.307959	Support	1	1125mm elevator
	62529	Support	1	1300mm elevator
	62259	Support	1	1500mm elevator
10	RPC620.303070	Cap	4	
11	RPC700.300146	Ø95 Flanged Roller c/w Bearings	2	
12	RPC700.300148	Ø75 Plain Roller c/w Bearings	2	
13	64513/1125	Canvas Sheet (1125mm)	1	Rubber was RPC730.307961
	64513/1300	Canvas Sheet (1300mm)	1	Rubber was 62530
	64513/1500	Canvas Sheet (1500mm)	1	Rubber was 62260
14	RPC730.307962	Rubber Sheet	1	1125mm elevator
	62531	Rubber Sheet	1	1300mm elevator
	62261	Rubber Sheet	1	1500mm elevator
15	RPC730.307963	Rubber Sheet	1	1125mm elevator
	62532	Rubber Sheet	1	1300mm elevator
	62262	Rubber Sheet	1	1500mm elevator
16	RPGM070.00446	Felt Seal	4	
17	RPGM089.00565	Roller Shield	4	
18				
19	RPM180.303071	Roller Bush	4	
20	RPM256.305092	Clamp Strip (3 hole)	4	
21	RPM256.305093	Clamp Strip (2 hole long)	4	
22	RPM256.305094	Clamp Strip (2 hole short)	4	
23	RPM256.305092	Clamp Strip (3 hole)	4	1125mm elevator
	62359	Clamp Strip (4 hole)	4	1300mm elevator
	62359	Clamp Strip (4 hole)	4	1500mm elevator
24				
25	RPW240.310380	Roller Scraper	2	

**T2 SPARE PARTS****12.17b**

Machines from Serial No T2-210

**Windrow Kits**

1125mm - Assy No 59775

1300mm - Assy No 62526

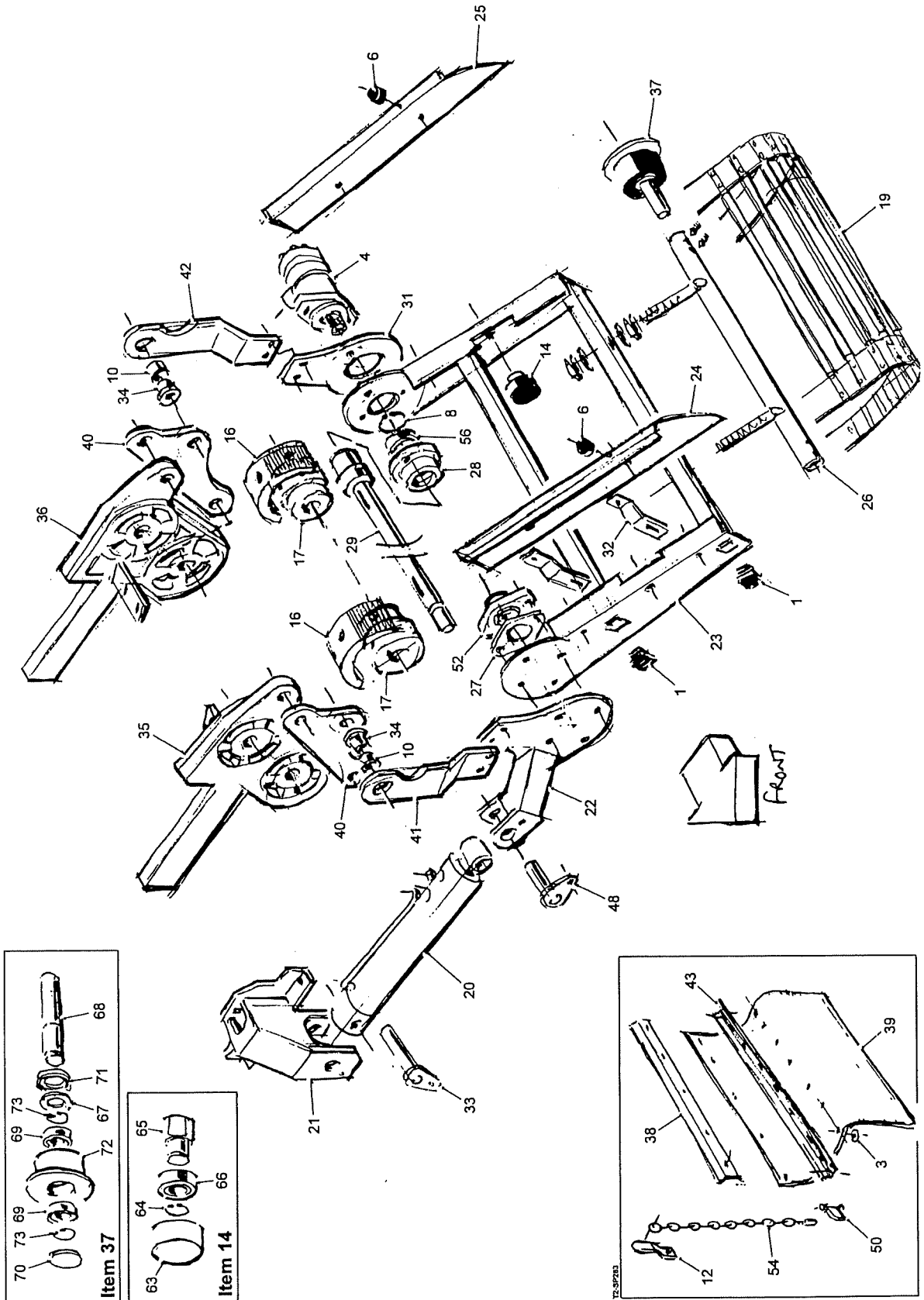
1500mm - Assy No 62256

Item	Part No.	Description	Qty.	Remarks
26	RPS83/7	Polycarb Flight (1125mm)	1	
	62760/1	Polycarb Flight (1300mm)	1	
	64524	Polycarb Flight (1500mm)	1	
27	H105	'R' Clip	2	
		<b>Hydraulic Components Consist Of:</b>		
28	11115	3/4" BSP M M Adaptor	1	
29	11123	3/4" BSP Dowty Seal	4	
30	11124	1/2" BSP Dowty Seal	2	
31	11295	1/2" BSP x 3/4" BSP M M Adaptor	3	
32				
33	12315	1/2" BSP M M Adaptor	1	
34				
35	51073	Hydraulic Valve	1	
36				
37	60490	1/2" Hose Assembly (500mm)	1	
38				
39	TBMW659	1/2" BSP M x 3/4" BSP F Swivel Adaptor	1	
	<b>RPA510.309022</b>	<b>Flanged Roller Assembly Consists Of:</b>		
40	12298	Circlip	1	
41	6204	Bearing	2	
42	RPC648.061000	M6 Straight Grease Nipple	1	
43	RPGM060.00416	Spacer	1	
44	RPM156.300677	Flanged Roller	1	
45	RPM180.309021	Spindle	1	
46	RPS210.002042	Metal Seal	2	
47	W0113	Circlip	1	



Machines from Serial No T2-210

**Hydraulically Driven Windrow Kit**  
Assy No 64121



**12.18a****T2 SPARE PARTS**

Machines from Serial No T2-210

**Hydraulically Driven Windrow Kit**


Item	Part No.	Description	Qty.	Remarks
1	27159	Plastic Insert (40x40)	4	
2				
3	37108	Ø30 Washer	7	
4	37898	Hydraulic Motor	1	
5				
6	43288	Bump Stop	2	
7				
8	46564	Ø90 Internal Circlip	1	
9				
10	54114	Bush	2	
11				
12	57219	Chain Latch	2	
13				
14	59222	Roller Assembly	2	(see list at end)
15				
16	61035	Drive Shoe Half	4	
17	61036	Drive Shoe Hub	2	
18				
19	64101/40	40mm Pitch Web Assembly	1	(see list at end)
20	64103	Hydraulic Ram	1	
21	64104	Ram Mount	1	
22	64105	Ram Mount	1	
23	64106	Windrow Frame	1	
24	64107	Panel Front	1	
25	64108	Panel Rear	1	
26	64109	Roller Mounting	1	
27	64110	Bearing Spacer	1	
28	64111	Bearing Housing	1	
29	64112	Drive Shaft	1	
30				
31	64114	Motor Mount	1	
32	64115	Panel Mounting Bracket	4	
33	64116	Ram Pin (long)	1	
34	64117	Pivot Boss	2	
35	64118	Roller Mounting (front)	1	
36	64119	Roller Mounting (rear)	1	
37	64132	Roller Assembly	2	(see list at end)
38	64133	Clamp Strip	1	
39	64134	Rubber Flap	1	
40	64144	Mounting Plate	1	
41	64145	Pivot Bracket (front)	1	
42	64146	Pivot Bracket (rear)	1	
43	64159	Flap Baton	1	
44				
45				
46				
47				
48	65011	Ram Pin (short)	1	
49				
50	H171	Shackle	2	
51				
52	LFTC30	Bearing	1	
53				
54	S-W6210013/008	Chain	2	
55				

**T2 SPARE PARTS****12.18b**

Machines from Serial No T2-210

**Hydraulically Driven Windrow Kit**

Item	Part No.	Description	Qty.	Remarks
56	62102RS	Bearing		
57				
58				
59				
60				
61				
62				
	<b>59222</b>	<b>Roller Assembly Consists Of:</b>		
63	0000301601	Ø66 Rubber Roller	1	
64	12298	Ø20 External Circlip	1	
65	59223	Roller Spindle	1	
66	62042RS	Bearing	1	
	<b>64132</b>	<b>Roller Assembly Consists Of:</b>		
67	0000300504	Felt Seal	1	
68	64131	Roller Spindle	1	
69	6005RS	Bearing	2	
70	PH407	Seal	1	
71	PH408	Seal	1	
72	PH51AR	Ø90 Flanged Roller	1	
73	PS843	Circlip	2	
	<b>64101/40</b>	<b>40mm Pitch Web Assembly Consists Of:</b>		
74	-	Ø11 Web Rod	-	
75	-	Ø16 Rubber Cover	-	
76	-	Belt	2	
77	-	'F' Type Joiner Complete	2	
78	-	Ø11 Joining Rod	1	
79	-	Double Pintle Rod	-	

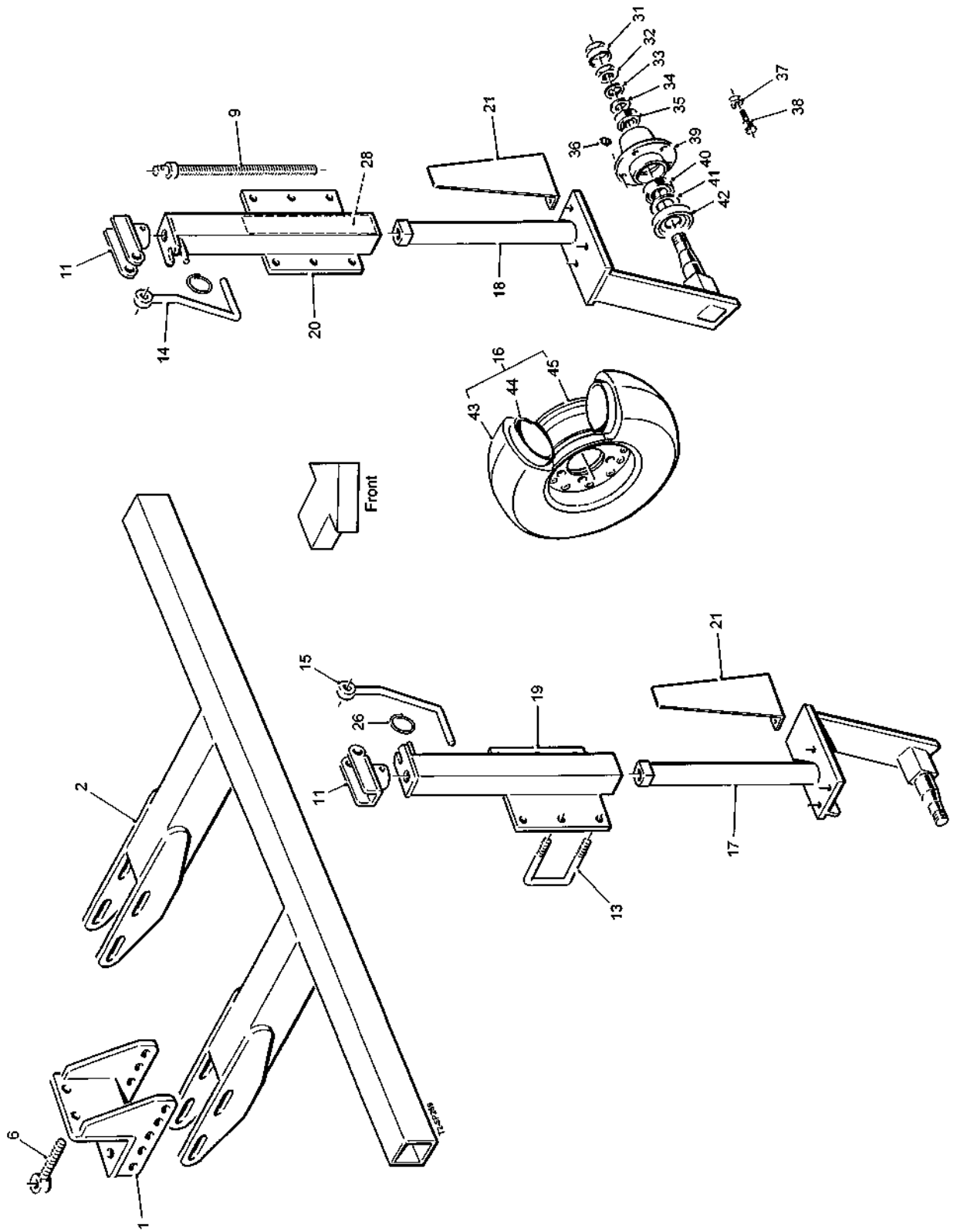




**T2 SPARE PARTS** **12.19**

Machines from Serial No T2-246

**Onion Depth Wheels**  
Assy No. 62948



**12.19a****T2 SPARE PARTS**

Machines from Serial No T2-246

**Onion Depth Wheels**

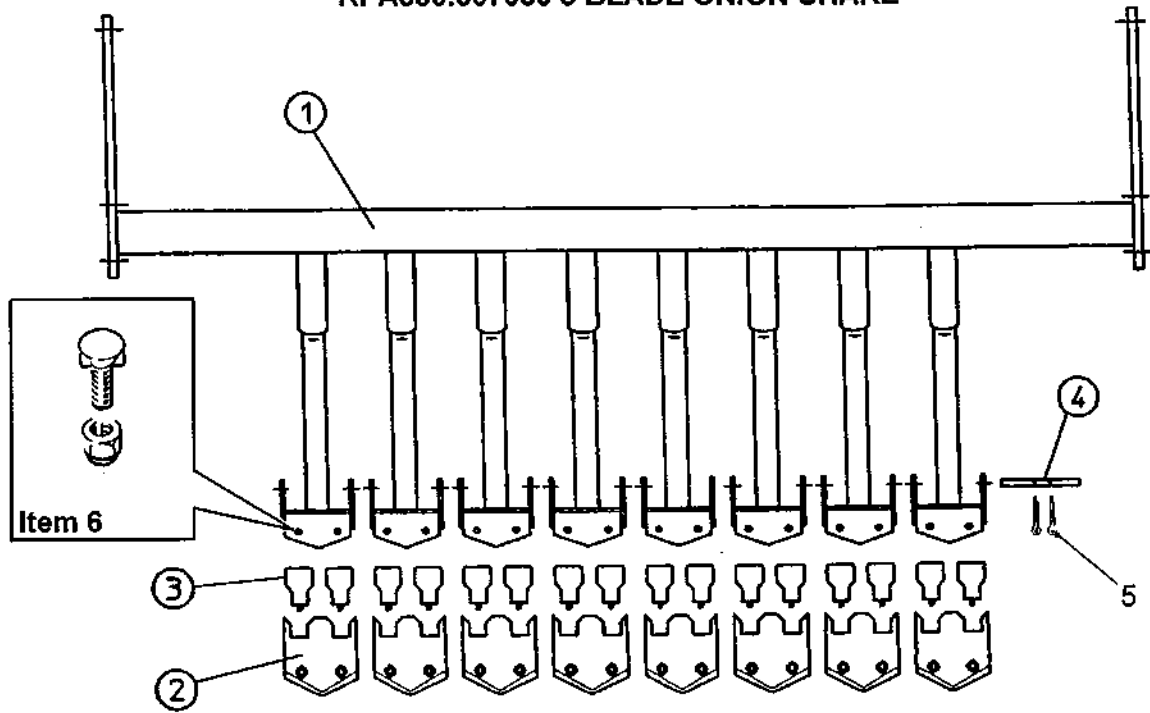
Assy No. 62948

Item	Part No.	Description	Qty.	Remarks
1	62324	Mounting Bracket	2	
2	62400	Mounting Frame	1	
3				
4				
5				
6	RPF120.116095	M16x115 Swing Bolt	4	
7				
8				
		<b>Depth Wheel Assemblies Consist Of:</b>		
9	33279	Adjuster Screw	2	
10				
11	47164	Pivot Bracket	2	
12				
13	50018	M12 'U' Bolt	4	
14	50083	Depth Handle	1	
15	50039	Depth Handle	1	
16	50071	Wheel Complete	2	(see list at end)
17	50072	Depth Wheel Leg	1	
18	50073	Depth Wheel Leg	1	
19	50074	Depth Wheel Mounting	1	
20	50075	Depth Wheel Mounting	1	
21	50082	Height Indicator	2	
22				
23				
24				
25				
26	DW60495	Spring Clip	2	
27				
28	TR267	Transfer	2	
29				
30				
31	50072X/1	End Cap	2	
32	50072X/2	Castellated Nut	2	
33	50072X/3	Locking Washer	2	
34	50072X/4	Spacer	2	
35	50072X/5	Bearing	2	
36	50072X/6	Grease Nipple	2	
37	50072X/7	Wheel Nut	10	
38	50072X/8	Wheel Stud	10	
39	50072X/9	Hub	2	
40	50072X/10	Bearing	2	
41	50072X/11	Seal	2	
42	50072X/12	Shroud	2	
		<b>Wheel Complete Consists Of:</b>		
43	50071 33117	6.00x9-6 Ply Tyre	1	
44	33118	Tube	1	
45	50077	Wheel Rim	1	

Machines from Serial No T2-246

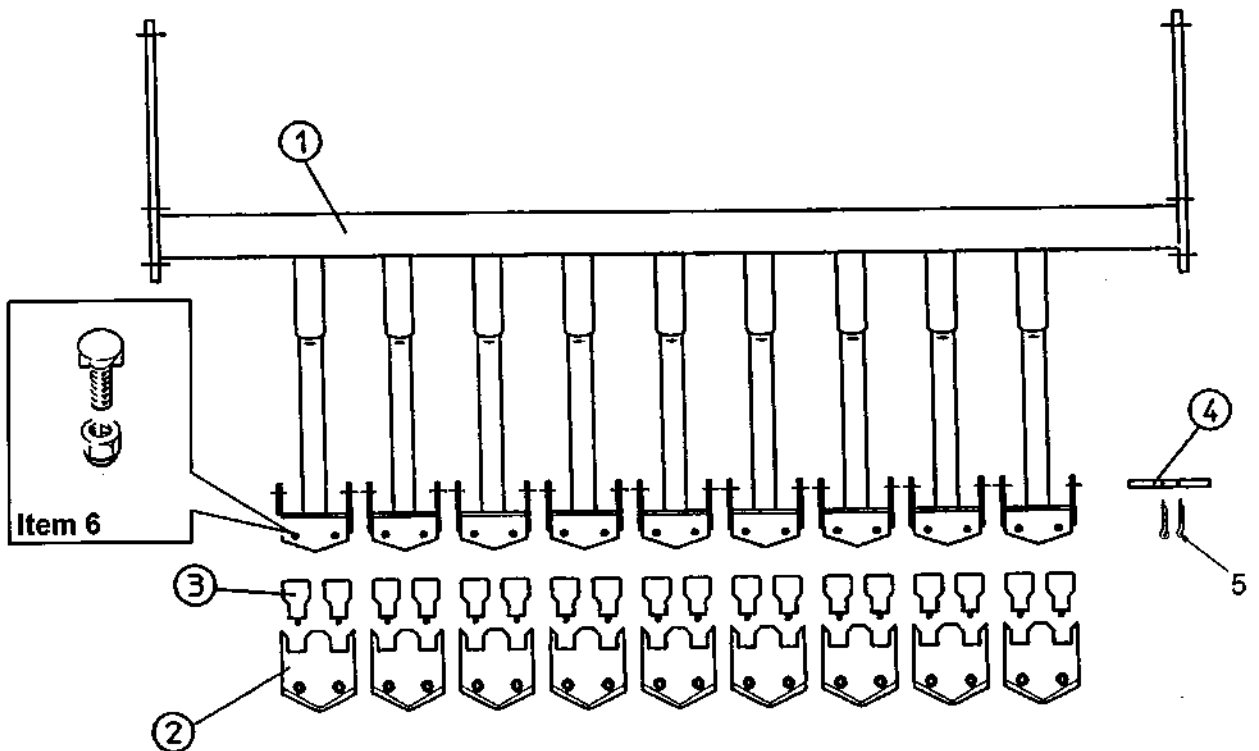
**Onion Shares**

**RPA580.307080 8 BLADE ONION SHARE**



T2-SP303

**RPA580.307079 9 BLADE ONION SHARE**



**12.20a****T2 SPARE PARTS**

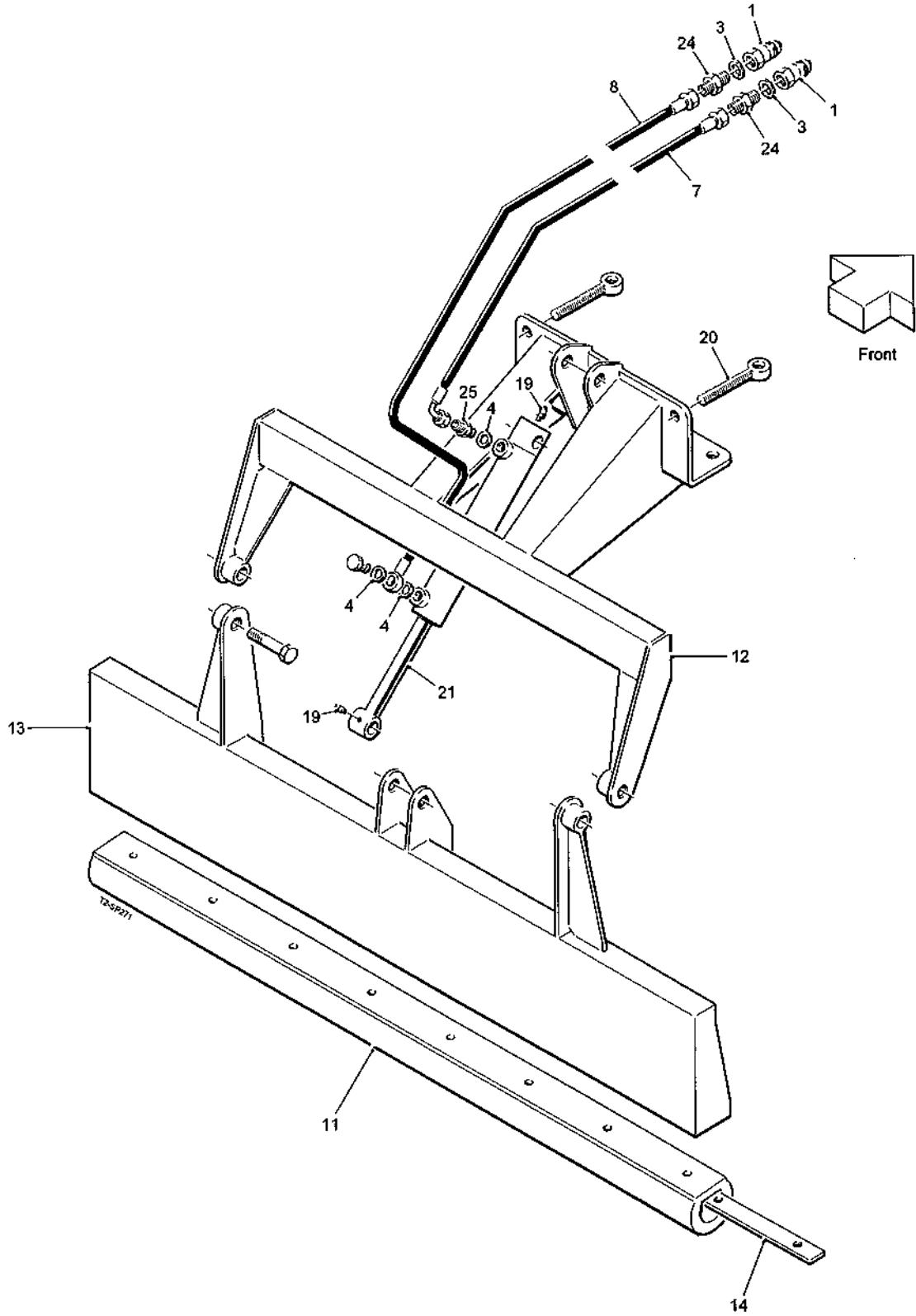
Machines from Serial No T2-246

**Onion Shares**

Item	Part No.	Description	Qty.	Remarks
	<b>RPA580.307080</b>	<b>8 Blade Onion Share Assembly</b>		
		<b>Consists Of:</b>		
1	RPA610.306904	8 Arm Share Bar	1	
2	RPGMRP089.00548	Share Blade	8	
3	RPGMRP001.00549	Stone Flap	16	
4	RPGM031.00152	Pin	8	
5	22078004/022	Ø4x22 Split Pin	16	
6	66180	M10x30 Nib Bolt c/w Nyloc Nut	16	
	<b>RPA580.307079</b>	<b>9 Blade Onion Share Assembly</b>		
		<b>Consists Of:</b>		
1	RPA610.306905	9 Arm Share Bar	1	
2	RPGMRP089.00548	Share Blade	9	
3	RPGMRP001.00549	Stone Flap	18	
4	RPGM031.00152	Pin	9	
5	22078004/022	Ø4x22 Split Pin	18	
6	66180	M10x30 Nib Bolt c/w Nyloc Nut	18	

Machines from Serial No T2-246

**Onion Baffle Kit**  
Assy No. RPA580.307083A



**12.21a****T2 SPARE PARTS**

Machines from Serial No T2-246

**Onion Baffle Kit**

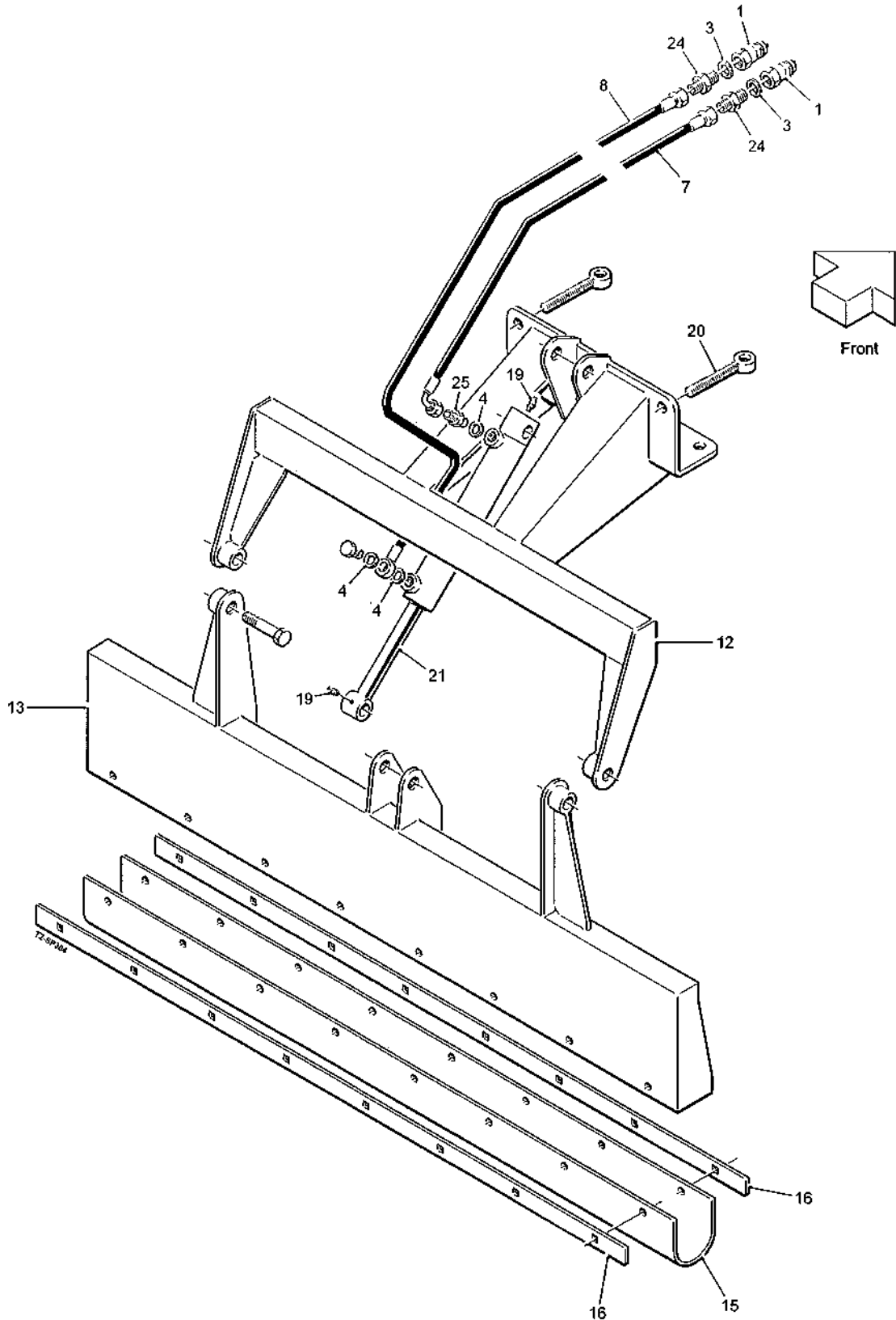
Assy No. RPA580.307083A

Item	Part No.	Description	Qty.	Remarks
1	10140	1/2"BSP Probe	2	
2				
3	11124	1/2"BSP Dowty Seal	2	
4	11125	3/8"BSP Dowty Seal	3	
5				
6				
7	60479	3/8"Hose Assembly (3560mm)	1	
8	60830	3/8"Hose Assembly (3800mm)	1	
9				
10				
11	64393	Rubber Bump Stop	1	
12	64395	Baffle Mounting	1	
13	64396	Baffle Gate	1	
14	64397	Clamp Strip	1	
15				
16				
17				
18				
19	RPC648.081250	M8 Straight Grease Nipple	2	
20	RPF120.116095	M16 Swing Bolt	2	
21	RPH871.302040	Hydraulic Ram	1	
22				
23				
24	UC25	3/8"BSPx1/2"BSP M M Adaptor	2	
25	UC31A	3/8"BSP M M Adaptor	1	

Machines from 2020

Onion Baffle Kit

Assy No. RPA580.307083A



**12.21a****T2 SPARE PARTS**

Machines from 2020

**Onion Baffle Kit**

Assy No. RPA580.307083A

Item	Part No.	Description	Qty.	Remarks
1	10140	1/2"BSP Probe	2	
2				
3	11124	1/2"BSP Dowty Seal	2	
4	11125	3/8"BSP Dowty Seal	3	
5				
6				
7	60479	3/8"Hose Assembly (3560mm)	1	
8	60830	3/8"Hose Assembly (3800mm)	1	
9				
10				
11				
12	64395	Baffle Mounting	1	
13	64396	Baffle Gate	1	
14				
15	64721	Rubber Skirt	1	
16	64722	Clamp Strip	2	
17				
18				
19	RPC648.081250	M8 Straight Grease Nipple	2	
20	RPF120.116095	M16 Swing Bolt	2	
21	RPH871.302040	Hydraulic Ram	1	
22				
23				
24	UC25	3/8"BSPx1/2"BSP M M Adaptor	2	
25	UC31A	3/8"BSP M M Adaptor	1	

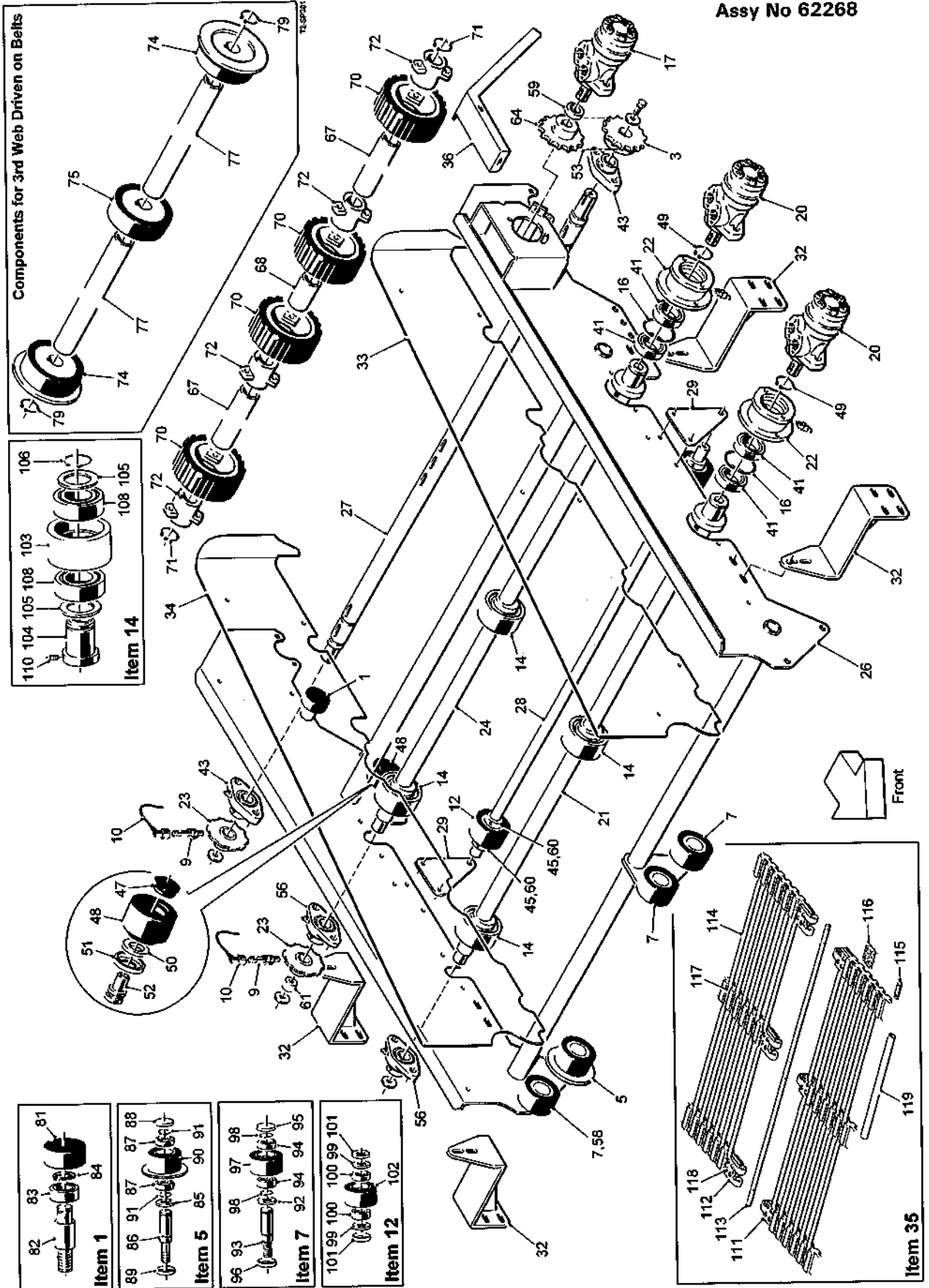


# T2 SPARE PARTS

12.23

Machines from Serial No T2-246

**3rd Web Unit**  
Assy No 62268

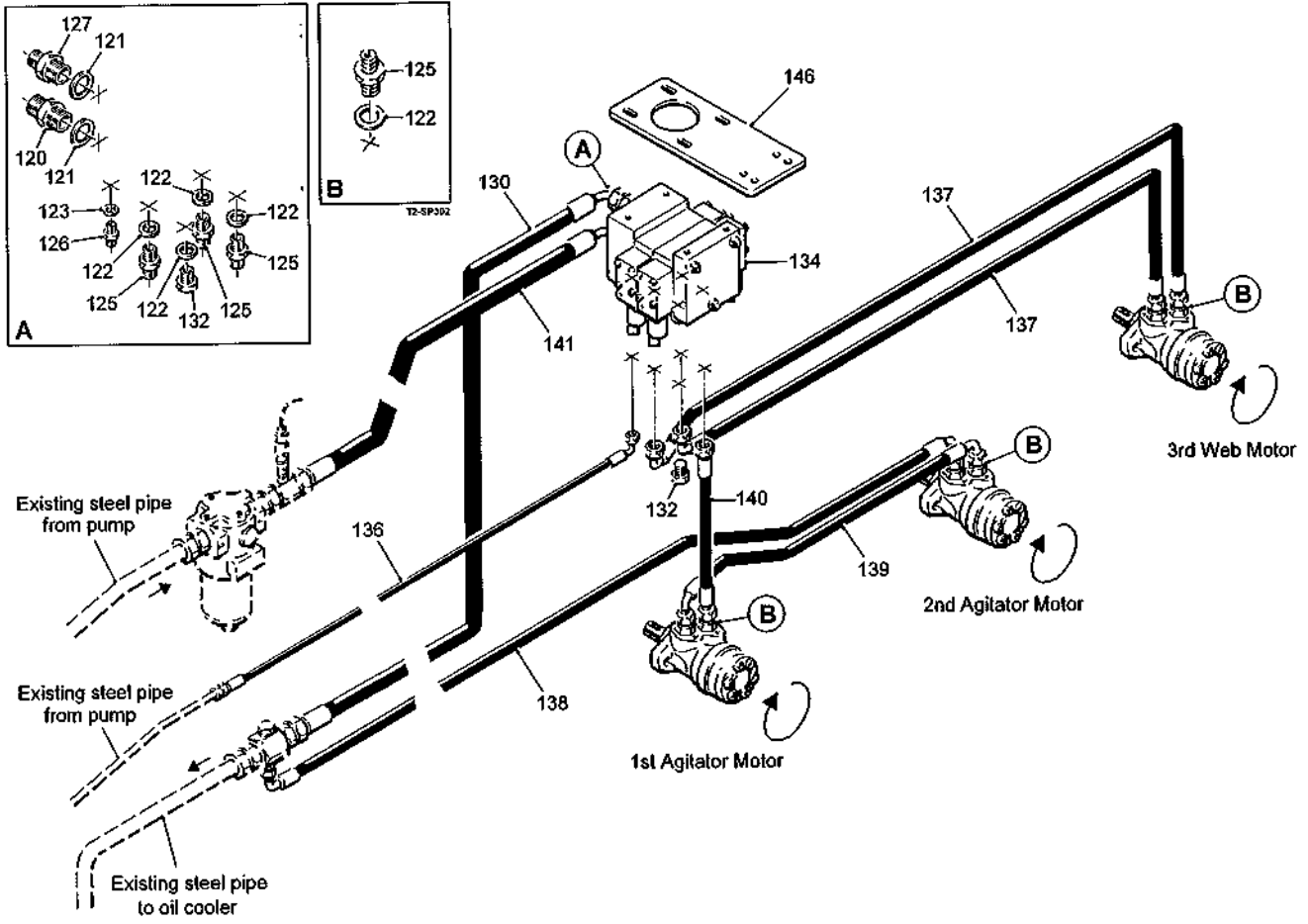


# 12.23a

# T2 SPARE PARTS

Machines from Serial No T2-246

**3rd Web Unit**  
Assy No 62268



**T2 SPARE PARTS****12.23b**

Machines from Serial No T2-246

**3rd Web Unit****Assy No 62268**

Item	Part No.	Description	Qty.	Remarks
1	0000301600	Ø66 Roller Assembly	2	(see list at end)
2				
3	11833	21T 3/4"Pitch Sprocket (Ø35 bore)	1	
4				
5	12506	Ø90 Roller Assembly	2	(see list at end)
6				
7	19356	Ø90 Roller Assembly	4	(see list at end)
8				
9	32037/1	Proximity Sensor	2	
10	32037/2	90° Sensor Cable (5m)	2	
11				
12	32719	Ø90 Roller Assembly	2	(see list at end)
13				
14	44175	Eccentric Roller Assembly	6	(see list at end)
15				
16	46564	Ø90 Internal Circlip	2	
17	46855	Hydraulic Motor	1	
18				
19				
20	59108	Hydraulic Motor	2	
21	59224	Agitator Shaft Front	1	
22	59225	Agitator Motor Mounting	2	
23	59277	Sensor Disc	2	
24	59224	Agitator Shaft Rear	1	Prior to 2023 was 59365
25				
26	62272	3rd Web Frame	1	
27	62273	Drive Shaft	1	
28	62289	Tie Bar	1	
29	62290	Tie Bar Plate	2	
30				
31				
32	64565	Mounting Bracket	4	
33	64567	Stainless Side Panel	1	Web driven on bars
	64674	Stainless Side Panel	1	Web driven on belts
34	64568	Stainless Side Panel	1	Web driven on bars
	64674	Stainless Side Panel	1	Web driven on belts
35	64600/36	36mm Pitch Web	1	(see list at end)
	64600R/50	50mm Pitch Web (rubber covered)	1	(see list at end)
36	64703	Chain Guard	1	
37				
38				
39				
40				
41	6210RS	Bearing	4	
42				
43	LFTC35A	Bearing	2	
44				
45	PS488M	Locking Collar	4	
46				
47	RPC620.303070	Cap	2	
48	RPC700.300148	Ø75 Roller c/w Bearings	2	
49	RPF200.050200	Ø50 External Circlip	2	

12.23c

## T2 SPARE PARTS

Machines from Serial No T2-246

## 3rd Web Unit

Assy No 62268

Item	Part No.	Description	Qty.	Remarks
50	RPGM070.00446	Felt Seal	2	
51	RPGM089.00565	Roller Shield	2	
52	RPM180.303071	Pivot Bush	2	
53	RPT738.*****	3/4"Pitch Drive Chain	1	
54				
55				
56	SFT35	Bearing	2	
57				
58	SS025017/010	Steel Spacer	2	
59	SS038026/008	Steel Spacer	1	
60	SS050026/002	Steel Spacer	4	
61	SS035008/030	Steel Spacer	1	
62				
63				
64	TBMW107	21T 3/4"Pitch Sprocket (Ø25 bore)	1	
65				
66				
		<b>Components for 3rd Web Driven on Bars Consists Of:</b>		
67	62284	Spacer Tube (558mm)	2	
68	62952	Spacer Tube (122mm)	1	
69				
70	RPC700.301267	Drive Roller	4	
71	RPF200.050300	Ø50 External Circlip	2	
72	RPGM006.00482	Drive Roller Hub	4	
73				
		<b>Components for 3rd Web Driven on Belts Consists Of:</b>		
74	64672	Flanged Drive Wheel	2	
75	64673	Plain Drive Wheel	1	
76				
77	64675	Spacer Tube (728mm)	2	
78				
79	RPF200.050300	Ø50 External Circlip	2	
80				
		<b>Roller Assembly Consists Of:</b>		
81	0000301600	Ø66 Roller	1	
82	0000301601	Spindle	1	
83	6204RS	Bearing	1	
84	12298	Circlip	1	
		<b>Roller Assembly Consists Of:</b>		
85	0000300504	Felt Seal	1	
86	11265	Spindle	1	
87	6005RS	Bearing	2	
88	PH407	Seal	1	
89	PH408	Seal	1	
90	PH51AR	Flanged Roller	1	
91	PS843	Circlip	2	

# T2 SPARE PARTS

12.23d

Machines from Serial No T2-246

3rd Web Unit

Assy No 62268

Item	Part No.	Description	Qty.	Remarks
	<b>19356</b>	<b>Roller Assembly Consists Of:</b>		
92	0000300504	Felt Seal	1	
93	11265	Spindle	1	
94	6005RS	Bearing	2	
95	PH407	Seal	1	
96	PH408	Seal	1	
97	PH77AR	Plain Roller	1	
98	PS843	Circlip	2	
	<b>32719</b>	<b>Roller Assembly Consists Of:</b>		
99	0000300504	Felt seal	2	
100	6005RS	Bearing	2	
101	PH408	Seal	2	
102	PH77AR	Plain Roller	1	
	<b>44175</b>	<b>Eccentric Roller Assembly Consists Of:</b>		
103	44164	Ø115 Roller	1	
104	44165	Eccentric Hub	1	
105	44167	Washer	2	
106	44176	Ø60 External Circlip	1	
107				
108	6012RS	Bearing	2	
109				
110	22018008/010	M8 Grub Screw	1	
	<b>64600/36</b>	<b>36mm Pitch Web Assembly Consists Of:</b>		
111	59202MF/1	36mm Pitch Male Joiners & Rod	1	
112	59202MF/2	36mm Pitch Female Joiners & Rod	1	
113	59202MF/3	Joining Rod	1	
114	59740/1	Web Rod	110	
115	12238/6	Clamp Plate	330	
116	57456/36/3	36mm Pitch Tapped Clamp Plate	6	
117	57058/4	Ø5.5x23 Rivet	660	
118	22016006/025	M6x25 CSK Setscrew	24	
	<b>64600R/50</b>	<b>50mm Pitch Web Assembly (rubber covered) Consists Of:</b>		
111	59238MF/1	50mm Pitch Male Joiners & Rod	1	
112	59238MF/2	50mm Pitch Female Joiners & Rod	1	
113	59202MF/3	Joining Rod	1	
114	59740/1	Web Rod	84	
115	12238/6	Clamp Plate	252	
116	59238/3	50mm Pitch Tapped Clamp Plate	6	
117	57058/4	Ø5.5x23 Rivet	504	
118	22016006/025	M6x25 CSK Setscrew	24	
119	-	Ø20 Rubber Cover	174	

**12.23e****T2 SPARE PARTS**

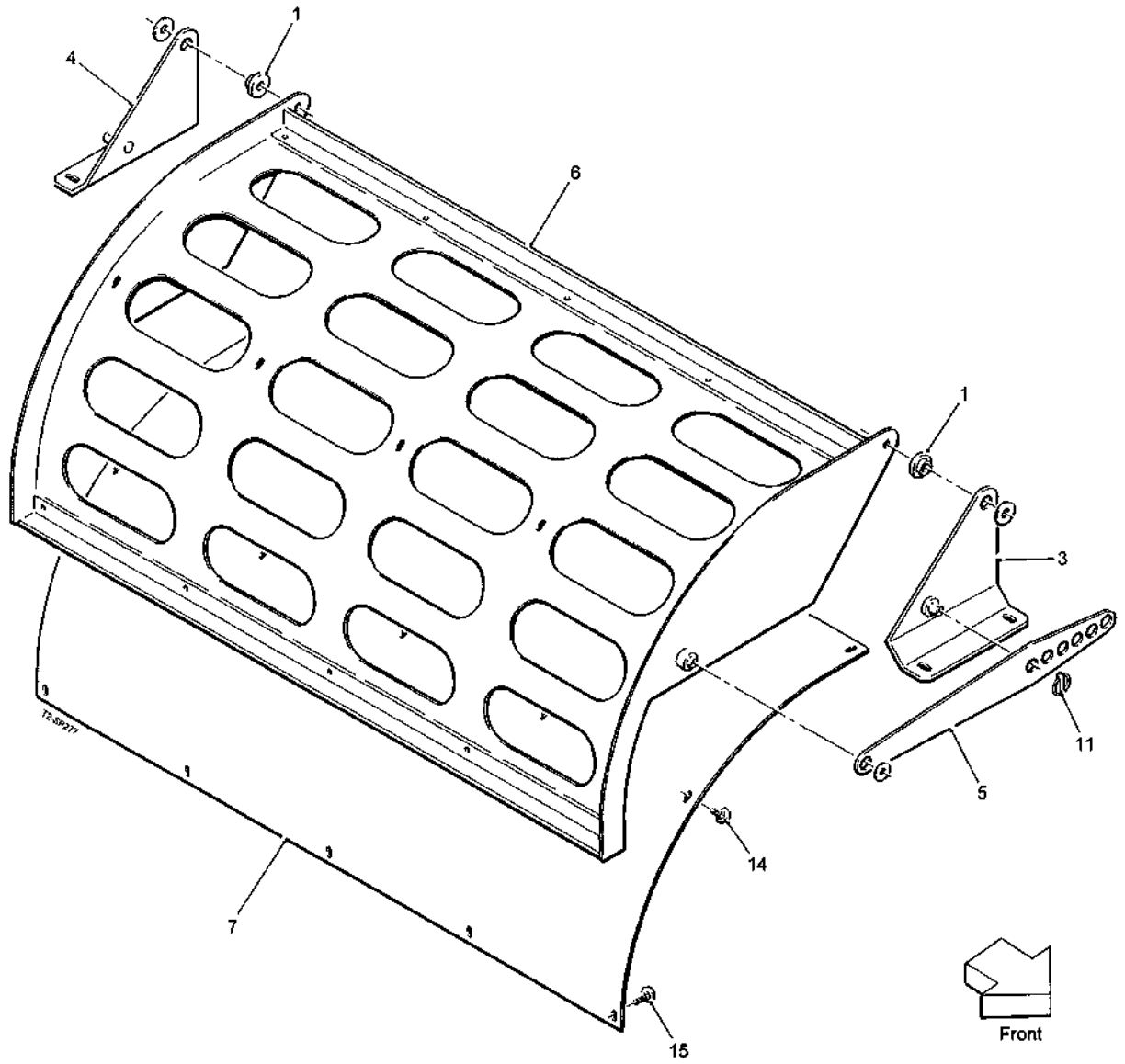
Machines from Serial No T2-246

**3rd Web Unit****Assy No 62268**

Item	Part No.	Description	Qty.	Remarks
		<b>Hydraulic Components Consists Of:</b>		
120	11114	1"BSP M M Adaptor	1	
121	11122	1"BSP Dowty Seal	2	
122	11124	1/2"BSP Dowty Seal	10	
123	11337	1/4"BSP Dowty Seal	1	
124				
125	12315	1/2"BSP M M Adaptor	9	
126	12316	1/4"BSP M M Adaptor	1	
127	12560	3/4"BSP x1"BSP M M Adaptor	1	
128				
129				
130	16352	3/4"Hose Assembly (2100mm)	1	
131				
132	24383	1/2"BSP Blanking Plug	1	
133				
134	59105	Valve Block Assembly	1	
135				
136	60413	1/4"Hose Assembly (2050mm)	1	
137	60433	1/2"Hose Assembly (1650mm)	2	
138	60437	1/2"Hose Assembly (2100mm)	1	
139	60438	1/2"Hose Assembly (600mm)	1	
140	60815	1/2"Hose Assembly (400mm)	1	
141	60873	1"Hose Assembly (1150mm)	1	
142				
143				
144				
145				
146	62292	Valve Plate	1	

Machines from Serial No T2-246

**Onion Deflector Kit**  
Assy No 62342A



**12.24a****T2 SPARE PARTS**

Machines from Serial No T2-246

**Onion Deflector Kit**

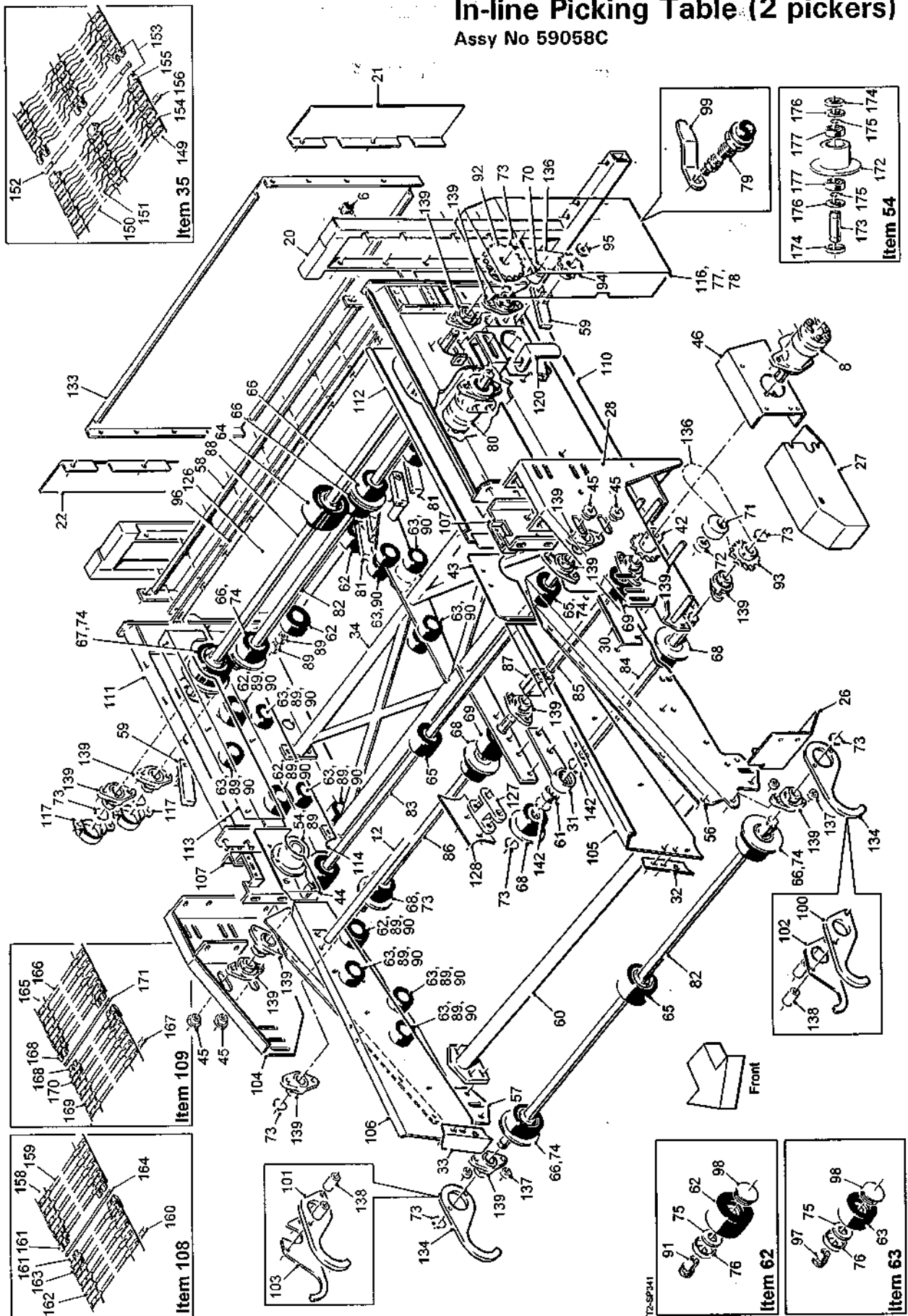
Assy No 62342A

Item	Part No.	Description	Qty.	Remarks
1	43309	Top Hat Boss	2	
2				
3	62343	Deflector Mounting Front	1	
4	62344	Deflector Mounting Rear	1	
5	62345	Stay	2	
6	62346A	Deflector Frame (1300mm)	1	
7	62347A	Plastic Deflector Panel (1300mm)	1	
8				
9				
10				
11	REK215	Ø6 Linchpin	2	
12				
13				
14	22014008/016	M8x16 Cup Square Bolt	5	
15	22014008/020	M8x20 Cup Square Bolt	10	



Machines from Serial No T2-251

## In-line Picking Table (2 pickers) Assy No 59058C



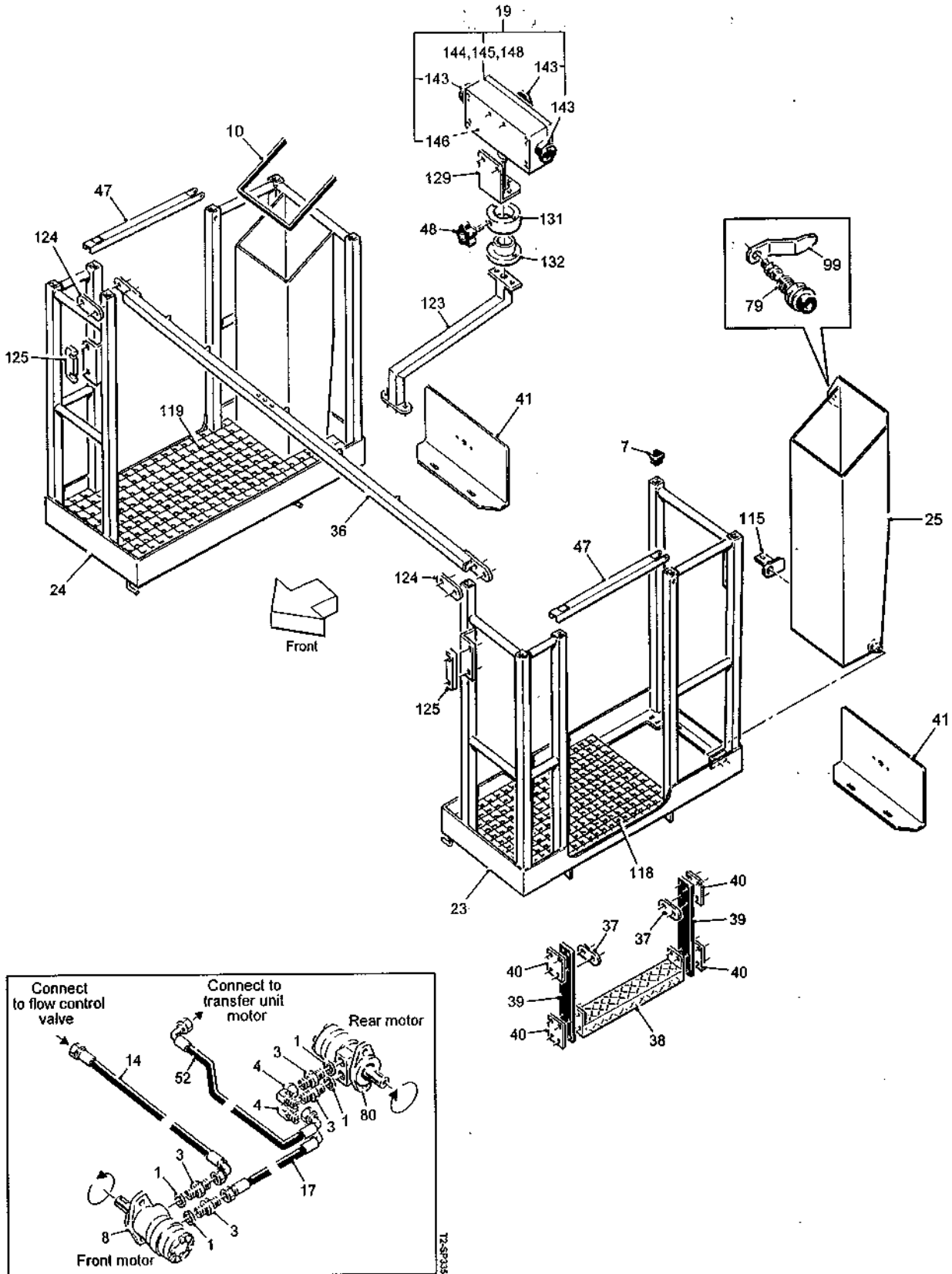
12.25a

T2 SPARE PARTS

Machines from Serial No T2-251

In-line Picking Table (2 pickers)

Assy No 59058C



**T2 SPARE PARTS****12.25b**

Machines from Serial No T2-251

**In-line Picking Table (2 pickers)****Assy No 59058C**

Item	Part No.	Description	Qty.	Remarks
1	11124	1/2"BSP Dowty Seal	4	
2				
3	12315	1/2"BSP M M Adaptor	4	
4	32475	1/2"BSP M F Compact 90°Elbow	2	
5				
6	37391	Plastic Insert	8	
7	37753	30x30 Plastic Insert	12	
8	37897	Hydraulic Motor	1	
9				
10	43227	Edging Strip	a/r	
11				
12	64389	Tie Bar	1	
13				
14	60683	1/2"Hose Assembly (3100mm)	1	
15				
16				
17	51553	1/2"Hose Assembly (2300mm)	1	
18				
19	59078	Control Box Assembly	1	(see list at end)
20	59409	Platform Support Frame	1	
21	59410	LH Rear Infill Panel	1	
22	59411	RH Rear Infill Panel	1	
23	64855	LH Platform	1	
24	64856	RH Platform	1	
25	64853	Chute LH	1	
26	59286	Cross Web Guard LH	1	
27	59416A	Guard	1	
28	59648A	LH Mounting Panel	1	
29				
30	59420A	LH Lower Side Panel	1	
31	59421	Bearing Housing	1	
32	64586	LH Deflector	1	Used with Omega
33	64587	RH Deflector	1	Used with Omega
34	59650A	Cross Brace	1	
35	59449B	Picking Web Assembly	1	(see list at end)
36	59468	Support Bar	1	
37	59469	Clamp Plate	4	
38	59470	Step	2	
39	59471	Strap	4	
40	59485	Support Plate	8	
41	59285B	Rear Light Bracket	2	
42	59739	15T 3/4"Pitch Sprocket	1	
43	64592	Stainless Infill Panel LH	1	
44	64593	Stainless Infill Panel RH	1	
45	64666	Top Hat Spacer	4	
46	62895	Motor Mounting	1	
47	62976	Safety Rail	2	
48	62251	Knob	1	
52	52452	1/2"Hose Assembly (3700mm)	2	
53				
54	KA16021	Ø80 Flanged Roller Assembly	2	(see list at end)
55				
56	64588	LH Mounting Panel	1	
57	64589	RH Mounting Panel	1	
58	RPA610.303586A	Rear Chute	1	

**12.25c****T2 SPARE PARTS**

Machines from Serial No T2-251

**In-line Picking Table (2 pickers)**

Assy No 59058C

Item	Part No.	Description	Qty.	Remarks
59	RPA610.303818	Adjuster Arm	2	
60	RPA610.305863	Support Bar	1	
61	RPB208.022062	Bearing	1	
62	RPC700.300147	Ø95 Plain Roller c/w Bearings	10	
63	RPC700.300227	Ø75 Plain Roller c/w Bearings	20	
64	RPC700.301543	Ø132 Plain Drive Roller (Ø35 bore)	1	
65	RPC700.302662	Ø100 Plain Roller (Ø35 bore)	4	
66	RPC700.302663	Ø100 Flanged Roller (Ø35 bore)	6	
67	RPC700.303613	Ø132 Flanged Drive Roller (Ø35 bore)	2	
68	RPC700.303618	Ø100 Flanged Roller (Ø30 bore)	4	
69	RPC700.303619	Ø100 Plain Roller (Ø30 bore)	2	
70	RPC700.304412	Nylon Chain Tensioner	1	
71	RPC700.307700	Nylon Chain Tensioner	1	
72	RPC700.307993	Tensioner Spacer	1	
73	RPF200.030200	Ø30 External Circlip	11	
74	RPF200.035250	Ø35 External Circlip	8	
75	RPGM070.00446	Felt Seal Ring	30	
76	RPGM089.00565	Roller Shield	30	
77	RPGMRPB99.03510	Hinge	1	
78	RPGMRPB99.03511	Hinge	1	
79	57199	Lock Assembly	2	
80	RPH850.302359	Hydraulic Motor	1	
81	RPM102.302146	Roller Arm	2	
82	RPM162.302073	Ø35 Shaft	2	
83	RP302073A	Ø35 Shaft	1	
84	RPM162.303608	Ø30 Shaft	1	
85	59652	Ø30 Shaft	1	
86	RPM162.303610	Ø30 Shaft	1	
87	RPM162.303612	Coupling	1	
88	RPM162.303630	Ø35 Shaft	1	
89	RPM176.306318	20mm Spacer	26	
90	RPM176.306319	10mm Spacer	26	
91	RPM180.303071	Roller Spindle	10	
92	RPM182.300347	24T 3/4"Pitch Sprocket	1	
93	RPM182.300348	15T 3/4"Pitch Sprocket	1	
94	RPM182.300350	12T 3/4"Pitch Sprocket	1	
95	RPM196.300869	Washer	1	
96	RPM256.302154	Clamp Strip	1	
97	RPM180.300308	Roller Spindle	20	
98	RPC620.303070	Cap	30	
99	57219	Latch Arm	2	
100	64667	Link Plate LH (thick)	1	Omega clod roller to in-line
101	64668	Link Plate RH (thick)	1	Omega clod roller to in-line
102	64670	Link Plate LH (thin)	1	Omega clod roller to in-line
103	64671	Link Plate RH (thin)	1	Omega clod roller to in-line
104	59649	RH Mounting Panel	1	
105	64590	LH Upper Side Panel	1	
106	64591	RH Upper Side Panel	1	
107	RPS122	Infill Panel	2	
108	RPS561A	Transfer Web (long)	1	(see list at end)
109	59661A	Transfer Web (short)	1	(see list at end)
110	RPS571A	LH Mounting Panel	1	
111	RPS572A	RH Mounting Panel	1	
112	RPS573A	LH Side Panel	1	
113	RPS574A	RH Side Panel	1	

**T2 SPARE PARTS****12.25d**

Machines from Serial No T2-251

**In-line Picking Table (2 pickers)****Assy No 59058C**

Item	Part No.	Description	Qty.	Remarks
114	62755A	RH Lower Side Panel	1	
115	64854	Chute Mounting Bracket	1	
116	RPS602	Drive Guard	1	
117	RPS603	Bearing Guard	2	
118	64857	LH Platform Base	1	
119	64858	RH Platform Base	1	
120	RPS704	Guard Latch Plate	1	
121				
122				
123	RPS710	Control Box Arm	1	
124	RPS712	Clamp Plate	2	
125	RPS717	Spacer Plate	2	
126	RPS828	Rubber Sheet	1	
127	RPS898	Mounting Bracket	1	
128	59651	Infill Plate	1	
129	59472	Control Box Base Plate	1	
130				
131	64201	Pivot Boss	1	
132	64202	Pivot Spigot	1	
133	64298	Rear Panel	1	
134	64814	Link Plate	2	Transfer scroll to in-line
135				
136	RPT732.620050	3/4"Pitch Drive Chain	2	
137	SS025011/018	Steel Spacer	4	Transfer scroll to in-line
138	SS025011/050	Steel Spacer	4	Omega clod roller to in-line
139	SFT30	Bearing	14	
140				
141				
142	W0168	Ø62 Internal Circlip	2	
	<b>59078</b>	<b>Control Box Assembly Consists Of:</b>		
143	37279	Emergency Stop Button Complete	3	
144	59464	Module Box	1	
145	59465	Module Cable	7	
146	59466	CAN Slave Module	1	
147				
148	TR500	Decal	1	
	<b>59449B</b>	<b>Picking Web Assembly Consists Of:</b>		
149	-	Web Belt	3	
150	RPS105/2B	Web Rod c/w Sleeve	51	
151	RPS105/1B	Cranked Web Rod c/w Sleeve	102	
152	RPS105/3B	Joining Rod c/w Sleeve	1	
153	RPM419.362824	Joining Clip Set	3	
154	RPF240.150230	Web Bar Rivet	918	
155	RPF240.150300	Connector Rivet	24	
156	RPGM019.00155	Clamp Plate	459	
157				

## 12.25e

## T2 SPARE PARTS

Machines from Serial No T2-251

## In-line Picking Table (2 pickers)

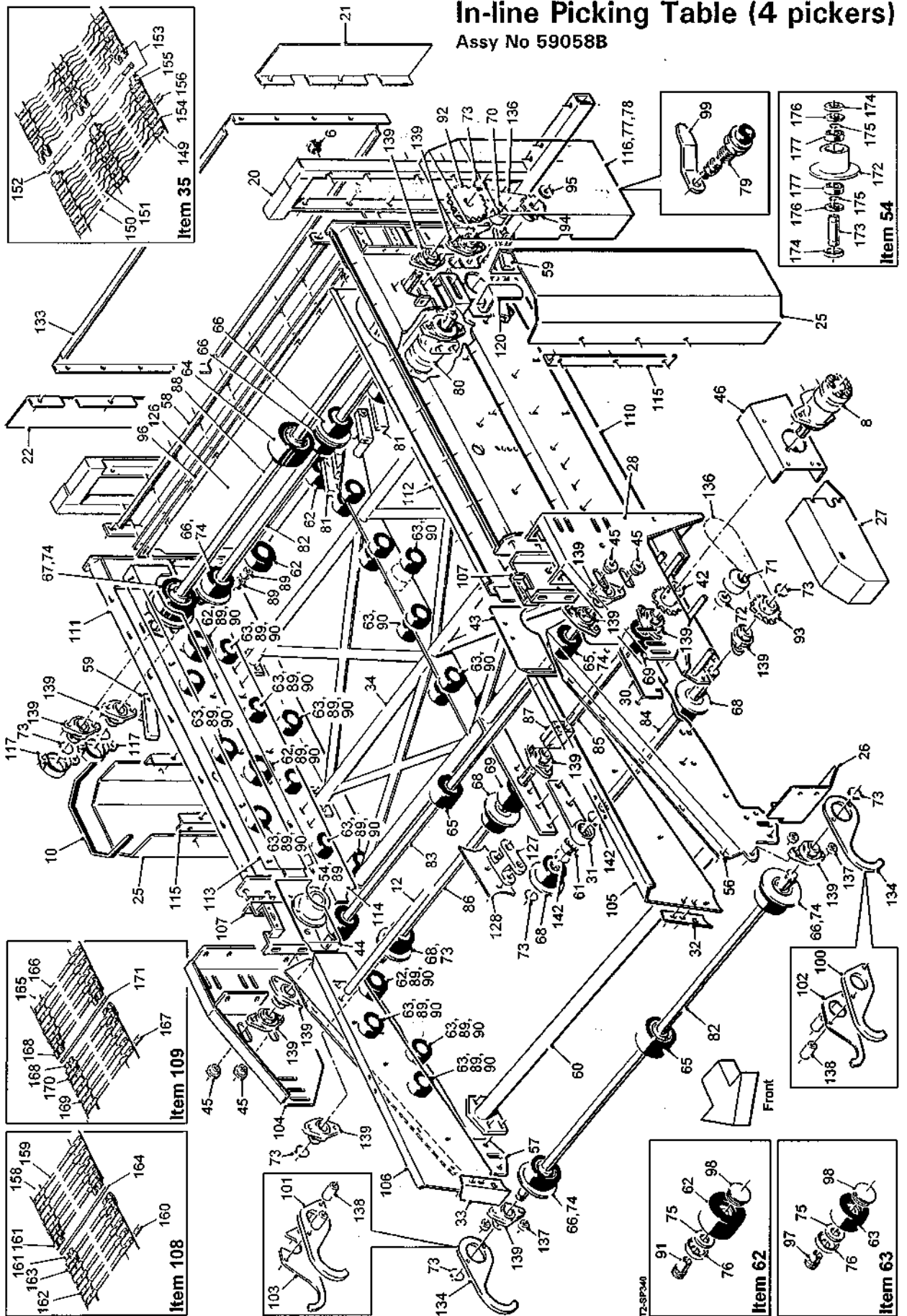
Assy No 59058C

Item	Part No.	Description	Qty.	Remarks
	<b>RPS561A</b>	<b>Transfer Web (long) Consists Of:</b>		
158	-	Web Belt	2	
159	RPS561/1	Web Bar	85	
160	KA16049	Clamp Plate	166	
161	KA16040	Joiner	2 pair	
	RPS561/3AF	'F' Type Joiner	2 pair	
162	DIN661 5x30	Ø5x30 Rivet	a/r	
163	DIN661 5x23	Ø2x23 Rivet	a/r	
164	RPS561/2	Joining Rod	1	
	RPS561/2AF	Joining Rod (for 'F' type joiner)	1	
	<b>59661A</b>	<b>Transfer Web (short) Consists Of:</b>		
165	-	Web Belt	2	
166	RPS561/1	Web Bar	67	
167	KA16049	Clamp Plate	130	
168	KA16040	Joiner	2 pair	
	RPS561/3AF	'F' Type Joiner	2 pair	
169	DIN661 5x30	Ø5x30 Rivet	a/r	
170	DIN661 5x23	Ø2x23 Rivet	a/r	
171	RPS561/2	Joining Rod	1	
	RPS561/2AF	Joining Rod (for 'F' type joiner)	1	
	<b>KA16021</b>	<b>Roller Assembly Consists Of:</b>		
172	KA16021/1	Ø80 Flanged Steel Roller	1	
173	KA16021/4	Spindle	1	
174	PH408	Seal	2	
175	PS843	External Circlip	2	
176	0000300504	Felt Seal	2	
177	6005RS	Bearing	2	

Machines from Serial No T2-251

## In-line Picking Table (4 pickers)

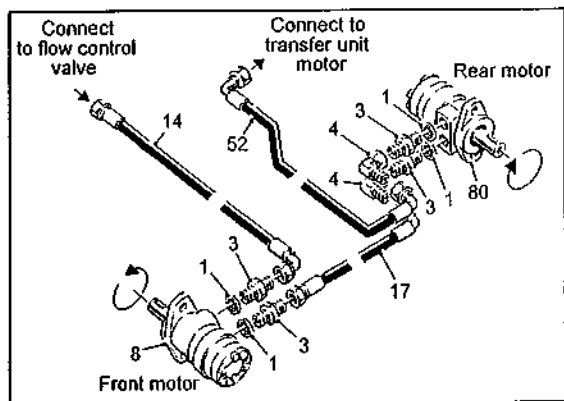
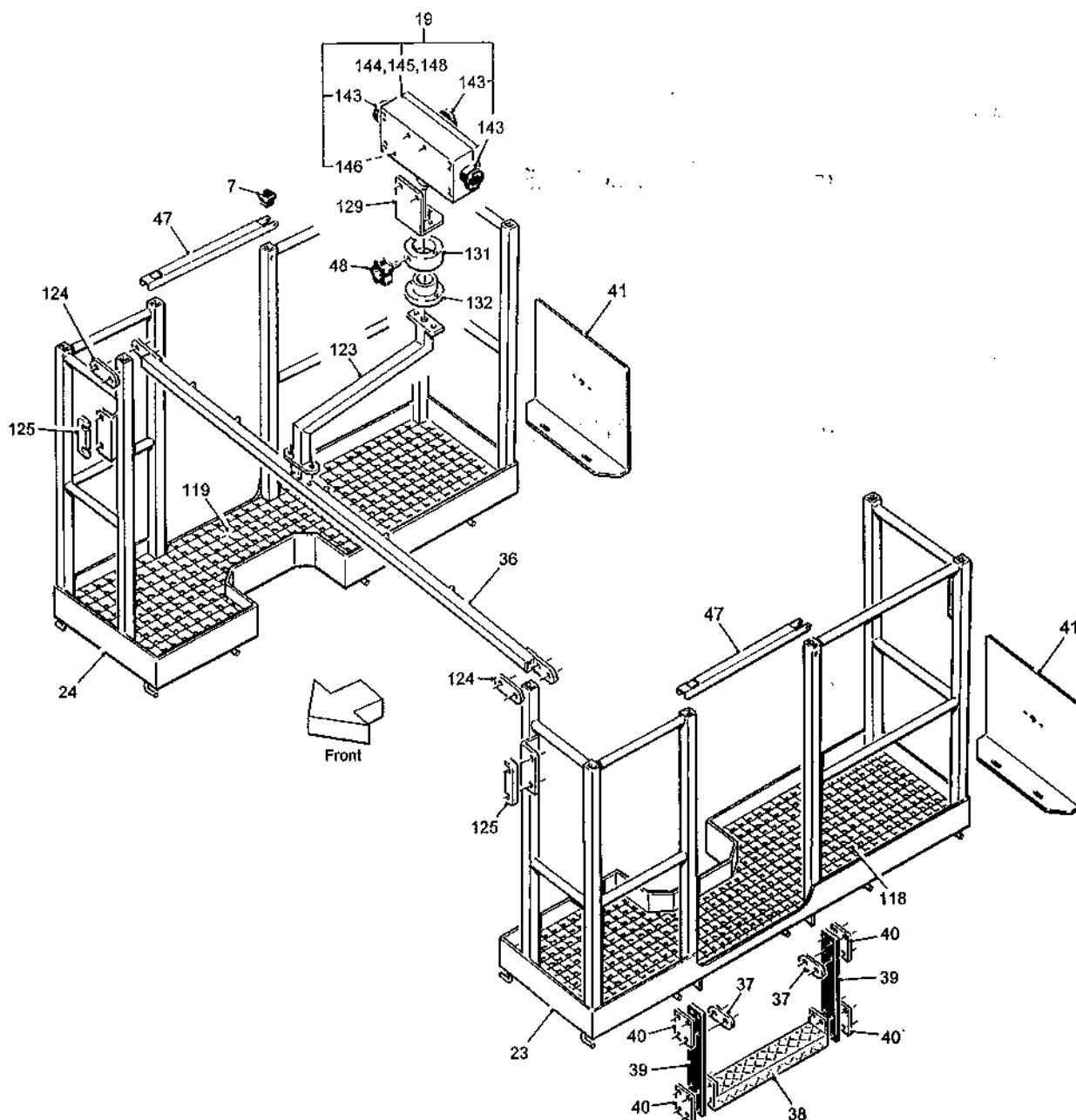
Assy No 59058B



Machines from Serial No T2-251

In-line Picking Table (4 pickers)

Assy No 59058B





**T2 SPARE PARTS****12.26b**

Machines from Serial No T2-251

**In-line Picking Table (4 pickers)****Assy No 59058B**

Item	Part No.	Description	Qty.	Remarks
1	11124	1/2"BSP Dowty Seal	4	
2				
3	12315	1/2"BSP M M Adaptor	4	
4	32475	1/2"BSP M F Compact 90°Elbow	2	
5				
6	37391	Plastic Insert	8	
7	37753	30x30 Plastic Insert	12	
8	37897	Hydraulic Motor	1	
9				
10	43227	Edging Strip	a/r	
11				
12	64389	Tie Bar	1	
13				
14	60683	1/2"Hose Assembly (3100mm)	1	
15				
16				
17	51553	1/2"Hose Assembly (2300mm)	1	
18				
19	59078	Control Box Assembly	1	(see list at end)
20	59409	Platform Support Frame	1	
21	59410	LH Rear Infill Panel	1	
22	59411	RH Rear Infill Panel	1	
23	59412	LH Platform	1	
24	59413	RH Platform	1	
25	59414	Side Chute	2	
26	59286	Cross Web Guard LH	1	
27	59416A	Guard	1	
28	59648A	LH Mounting Panel	1	
29				
30	59420	LH Lower Side Panel	1	
31	59421	Bearing Housing	1	
32	64586	LH Deflector	1	Used with Omega
33	64587	RH Deflector	1	Used with Omega
34	59650	Cross Brace	1	
35	59449	Picking Web Assembly	1	(see list at end)
36	59468	Support Bar	1	
37	59469	Clamp Plate	4	
38	59470	Step	2	
39	59471	Strap	4	
40	59485	Support Plate	8	
41	59285C	Rear Light Bracket	2	
42	59739	15T 3/4"Pitch Sprocket	1	
43	64592	Stainless Infill Panel LH	1	
44	64593	Stainless Infill Panel RH	1	
45	64666	Top Hat Spacer	4	
46	62895	Motor Mounting	1	
47	62976	Safety Rail	2	
48	62251	Knob	1	
52	60896	1/2"Hose Assembly (5150mm)	1	
53				
54	KA16021	Ø80 Flanged Roller Assembly	2	(see list at end)
55				
56	64588	LH Mounting Panel	1	
57	64589	RH Mounting Panel	1	
58	RPA610.303586A	Rear Chute	1	

**12.26c****T2 SPARE PARTS**

Machines from Serial No T2-251

**In-line Picking Table (4 pickers)**

Assy No 59058B

Item	Part No.	Description	Qty.	Remarks
59	RPA610.303818	Adjuster Arm	2	
60	RPA610.305863	Support Bar	1	
61	RPB208.022062	Bearing	1	
62	RPC700.300147	Ø95 Plain Roller c/w Bearings	10	
63	RPC700.300227	Ø75 Plain Roller c/w Bearings	36	
64	RPC700.301543	Ø132 Plain Drive Roller (Ø35 bore)	1	
65	RPC700.302662	Ø100 Plain Roller (Ø35 bore)	4	
66	RPC700.302663	Ø100 Flanged Roller (Ø35 bore)	6	
67	RPC700.303613	Ø132 Flanged Drive Roller (Ø35 bore)	2	
68	RPC700.303618	Ø100 Flanged Roller (Ø30 bore)	4	
69	RPC700.303619	Ø100 Plain Roller (Ø30 bore)	2	
70	RPC700.304412	Nylon Chain Tensioner	1	
71	RPC700.307700	Nylon Chain Tensioner	1	
72	RPC700.307993	Tensioner Spacer	1	
73	RPF200.030200	Ø30 External Circlip	11	
74	RPF200.035250	Ø35 External Circlip	8	
75	RPGM070.00446	Felt Seal Ring	46	
76	RPGM089.00565	Roller Shield	46	
77	RPGMRPB99.03510	Hinge	1	
78	RPGMRPB99.03511	Hinge	1	
79	57199	Lock Assembly	1	
80	RPH850.302359	Hydraulic Motor	1	
81	RPM102.302146	Roller Arm	2	
82	RPM162.302073	Ø35 Shaft	2	
83	RP302073A	Ø35 Shaft	1	
84	RPM162.303608	Ø30 Shaft	1	
85	59652	Ø30 Shaft	1	
86	RPM162.303610	Ø30 Shaft	1	
87	RPM162.303612	Coupling	1	
88	RPM162.303630	Ø35 Shaft	1	
89	RPM176.306318	20mm Spacer	36	
90	RPM176.306319	10mm Spacer	42	
91	RPM180.303071	Roller Spindle	10	
92	RPM182.300347	24T 3/4"Pitch Sprocket	1	
93	RPM182.300348	15T 3/4"Pitch Sprocket	1	
94	RPM182.300350	12T 3/4"Pitch Sprocket	1	
95	RPM196.300869	Washer	1	
96	RPM256.302154	Clamp Strip	1	
97	RPM180.300308	Roller Spindle	36	
98	RPC620.303070	Cap	46	
99	57219	Latch Arm	1	
100	64667	Link Plate LH (thick)	1	Omega clod roller to in-line
101	64668	Link Plate RH (thick)	1	Omega clod roller to in-line
102	64670	Link Plate LH (thin)	1	Omega clod roller to in-line
103	64671	Link Plate RH (thin)	1	Omega clod roller to in-line
104	59649	RH Mounting Panel	1	
105	64590	LH Upper Side Panel	1	
106	64591	RH Upper Side Panel	1	
107	RPS122	Infill Panel	2	
108	RPS561	Transfer Web (long)	1	(see list at end)
109	59661	Transfer Web (short)	1	(see list at end)
110	RPS571	LH Mounting Panel	1	
111	RPS572	RH Mounting Panel	1	
112	RPS573	LH Side Panel	1	
113	RPS574	RH Side Panel	1	

**T2 SPARE PARTS****12.26d**

Machines from Serial No T2-251

**In-line Picking Table (4 pickers)****Assy No 59058B**

Item	Part No.	Description	Qty.	Remarks
114	62755	RH Lower Side Panel	1	
115	RPS601	Mounting Angle	4	
116	RPS602	Drive Guard	1	
117	RPS603	Bearing Guard	2	
118	RPS608	LH Platform Base	1	
119	RPS609	RH Platform Base	1	
120	RPS704	Guard Latch Plate	1	
121				
122				
123	RPS710	Control Box Arm	1	
124	RPS712	Clamp Plate	2	
125	RPS717	Spacer Plate	2	
126	RPS828	Rubber Sheet	1	
127	RPS898	Mounting Bracket	1	
128	59651	Infill Plate	1	
129	59472	Control Box Base plate	1	
130				
131	64201	Pivot Boss	1	
132	64202	Pivot Spigot	1	
133	64298	Rear Panel	1	
134	64814	Link Plate	2	Transfer scroll to in-line
135				
136	RPT732.620050	3/4" Pitch Drive Chain	2	
137	SS025011/018	Steel Spacer	4	Transfer scroll to in-line
138	SS025011/050	Steel Spacer	4	Omega clod roller to in-line
139	SFT30	Bearing	14	
140				
141				
142	W0168	Ø62 Internal Circlip	2	
	<b>59078</b>	<b>Control Box Assembly Consists Of:</b>		
143	37279	Emergency Stop Button Complete	3	
144	59464	Module Box	1	
145	59465	Module Cable	7	
146	59466	CAN Slave Module	1	
147				
148	TR500	Decal	1	
	<b>59449</b>	<b>Picking Web Assembly Consists Of:</b>		
149	-	Web Belt	3	
150	RPS105/2B	Web Rod c/w Sleeve	63	
151	RPS105/1B	Cranked Web Rod c/w Sleeve	126	
152	RPS105/3B	Joining Rod c/w Sleeve	1	
153	RPM419.362824	Joining Clip Set	3	
154	RPF240.150230	Web Bar Rivet	1134	
155	RPF240.150300	Connector Rivet	24	
156	RPGM019.00155	Clamp Plate	567	
157				

## 12.26e

## T2 SPARE PARTS

Machines from Serial No T2-251

## In-line Picking Table (4 pickers)

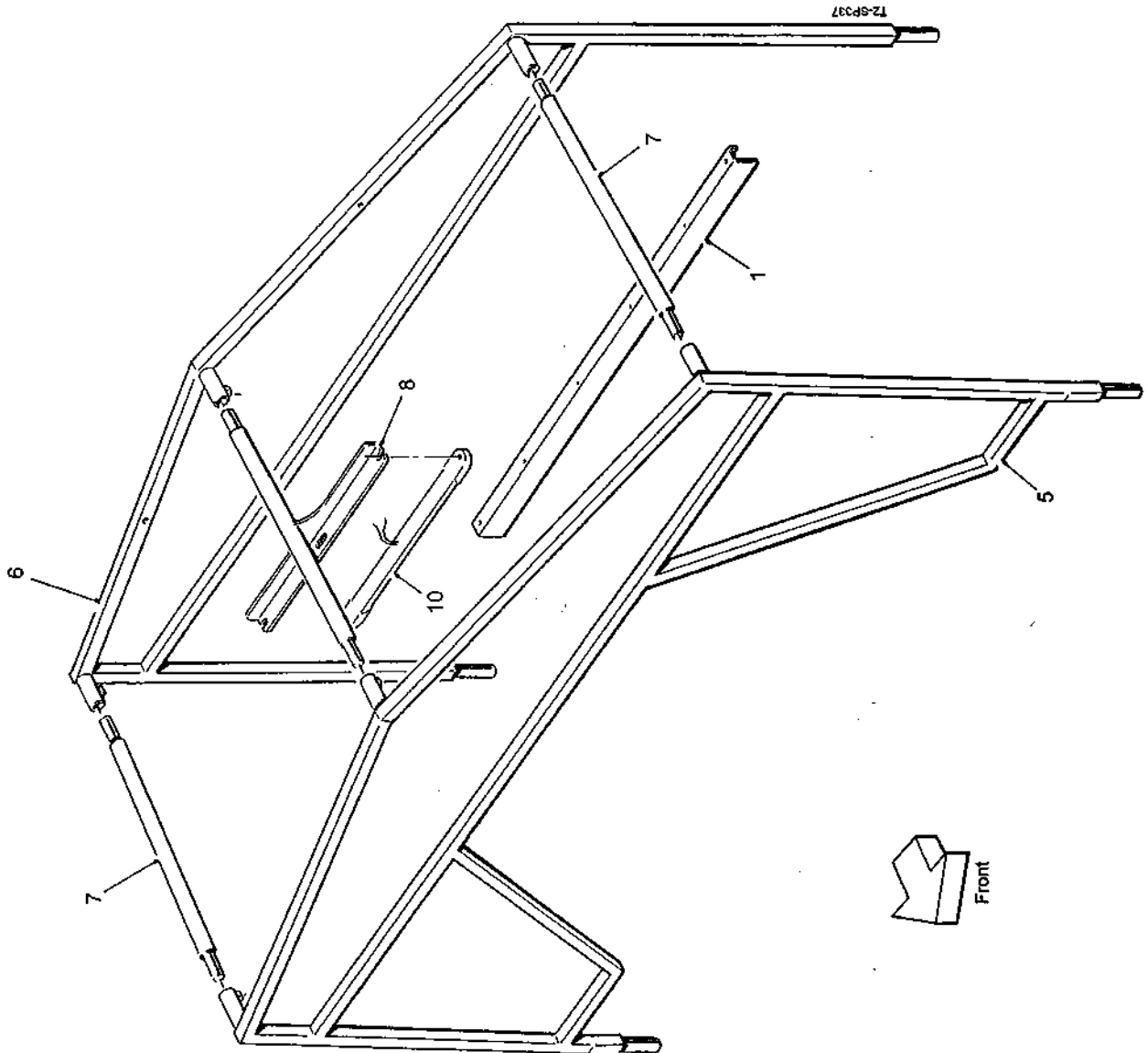
Assy No 59058B

Item	Part No.	Description	Qty.	Remarks
	<b>RPS561</b>	<b>Transfer Web (long) Consists Of:</b>		
158	-	Web Belt	2	
159	RPS561/1	Web Bar	117	
160	KA16049	Clamp Plate	230	
161	KA16040	Joiner	2 pair	
	RPS561/3AF	'F' Type Joiner	2 pair	
162	DIN661 5x30	Ø5x30 Rivet	a/r	
163	DIN661 5x23	Ø2x23 Rivet	a/r	
164	RPS561/2	Joining Rod	1	
	RPS561/2AF	Joining Rod (for 'F' type joiner)	1	
	<b>59661</b>	<b>Transfer Web (short) Consists Of:</b>		
165	-	Web Belt	2	
166	RPS561/1	Web Bar	98	
167	KA16049	Clamp Plate	192	
168	KA16040	Joiner	2 pair	
	RPS561/3AF	'F' Type Joiner	2 pair	
169	DIN661 5x30	Ø5x30 Rivet	a/r	
170	DIN661 5x23	Ø2x23 Rivet	a/r	
171	RPS561/2	Joining Rod	1	
	RPS561/2AF	Joining Rod (for 'F' type joiner)	1	
	<b>KA16021</b>	<b>Roller Assembly Consists Of:</b>		
172	KA16021/1	Ø80 Flanged Steel Roller	1	
173	KA16021/4	Spindle	1	
174	PH408	Seal	2	
175	PS843	External Circlip	2	
176	0000300504	Felt Seal	2	
177	6005RS	Bearing	2	

Machines from Serial No T2-251

**In-line Canopy Kit (2 pickers)**

Assy No 59445C



**12.28a****T2 SPARE PARTS**

Machines from Serial No T2-251

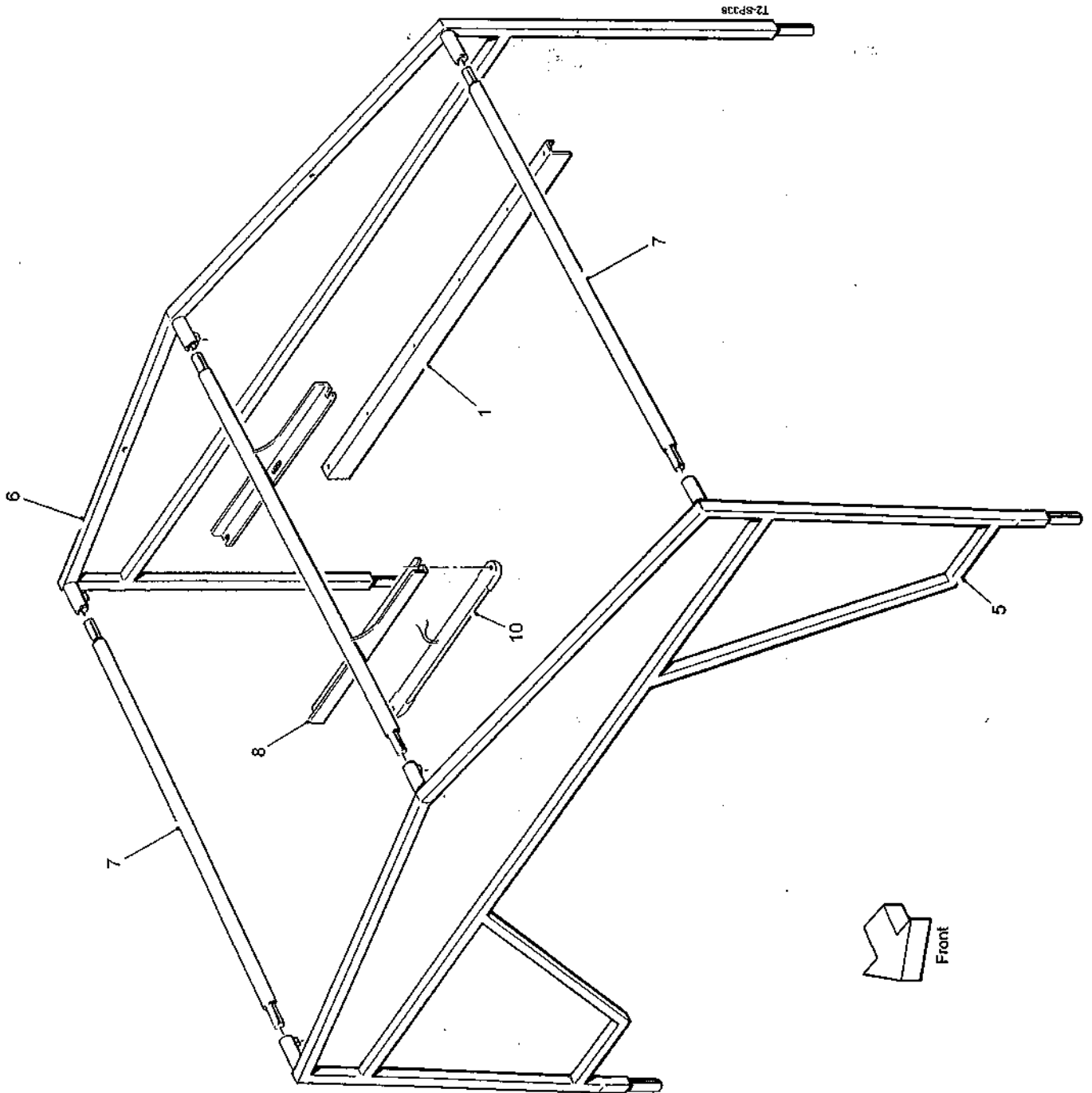
**In-line Canopy Kit (2 pickers)****Assy No 59445C**

<b>Item</b>	<b>Part No.</b>	<b>Description</b>	<b>Qty.</b>	<b>Remarks</b>
1	64680	Infill Panel	1	
2	64720B	Canopy (4 pickers)	1	(not shown)
3				
4				
5	RPS604	Front Frame	1	
6	RPS605	Rear Frame	1	
7	64863	Outer Cross Tube	2	
8	64863A	Inner Cross Tube	1	
9				
10	59394	LED Light	1	Optional

Machines from Serial No T2-251

**In-line Canopy Kit (4 pickers)**

Assy No 59445B



**12.29a****T2 SPARE PARTS**

Machines from Serial No T2-251

**In-line Canopy Kit (4 pickers)****Assy No 59445B**

Item	Part No.	Description	Qty.	Remarks
1	64680	Infill Panel	1	
2	64720A	Canopy (4 pickers)	1	(not shown)
3				
4				
5	RPS604	Front Frame	1	
6	RPS605	Rear Frame	1	
7	RPS606	Outer Cross Tube	2	
8	RPS607	Inner Cross Tube	1	
9				
10	59394	LED Light	2	Optional

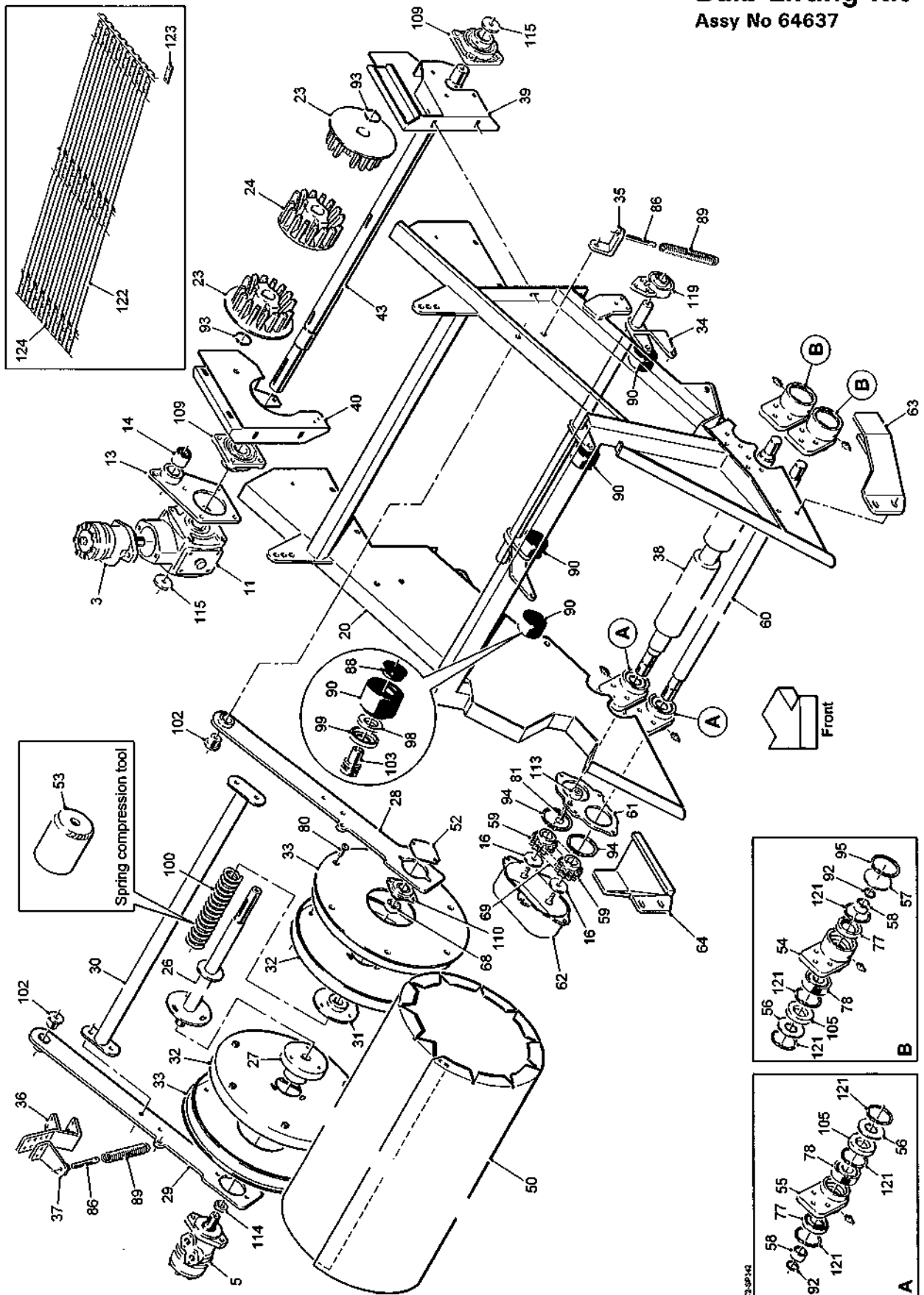


# T2 SPARE PARTS

12.30

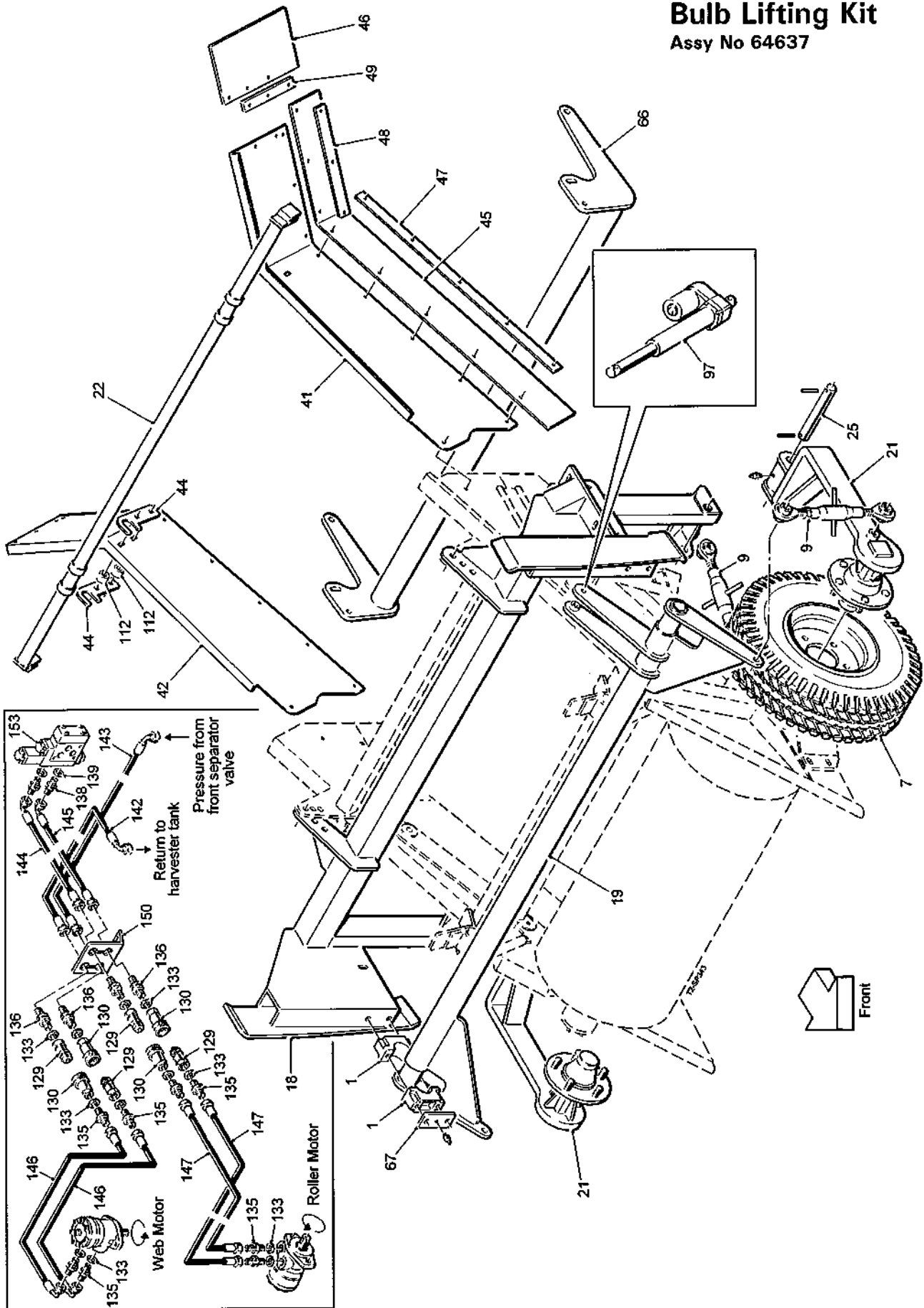
Machines from Serial No T2-247

## Bulb Lifting Kit Assy No 64637



Machines from Serial No T2-247

**Bulb Lifting Kit**  
Assy No 64637



**T2 SPARE PARTS****12.30b**

Machines from Serial No T2-247

**Bulb Lifting Kit****Assy No 64637**

Item	Part No.	Description	Qty.	Remarks
1	10415	Nylon Bearing Block	4	
2				
3	11201	Hydraulic Motor	1	
4				
5	44563	Hydraulic Motor	1	
6				
7	50071	600-9 10PR Wheel Assembly	2	
8				
9	54327	Top Link Assembly	4	
10				
11	56641	Gearbox Assembly	1	
12				
13	59679	Motor Reaction Bracket	1	
14	59680	Bush	1	
15				
16	62334	Countersunk Washer (Ø9 bore)	2	
17				
18	64602	Bulb Lifter Mounting Frame	1	
19	64603	Depth Cross Beam	1	
20	64604	Web Frame	1	
21	64605	Wheel Leg	2	
22	64606	Cross Beam	1	
23	64607	17T 35mm Pitch Web Sprocket	2	
24	64608	17T 35mm Pitch Web Sprocket	1	
25	64609	Pivot Pin	2	
26	64610	Roller Shaft	1	
27	64611	Motor Boss	1	
28	64612	Roller Arm LH	1	
29	64613	Roller Arm RH	1	
30	64614	Arm Tie Bar	1	
31	64615	Pressure Plate	1	
32	64616	Clamp Plate Inner	2	
33	64617	Clamp Plate Outer	2	
34	64618	Web Roller Bracket	1	
35	64619	Adjuster Mounting Angle	2	
36	64620	Mounting Bracket	2	
37	64621	Adjuster Guide Bracket	2	
38	64622	Web Front Roller	1	
39	64623	Bearing Plate LH	1	
40	64624	Bearing Plate RH	1	
41	64625	Channel Panel LH	1	
42	64626	Channel Panel RH	1	
43	64627	Web Drive Shaft	1	
44	64628	Panel Fixing Plate	4	
45	64629	Rubber Skirt	2	
46	64630	Rubber Infill	2	
47	64631	Clamp Strip	2	
48	64632	Clamp Strip	2	
49	64633	Clamp Strip	2	
50	64634	Roller Rubber	1	
51	64635	35mm Pitch Web Assembly	1	(see list at end)
52	64638	Bearing Shield	1	
53	64639	Compression Tool	1	
54	64640	Front Roller Bracket LH	2	
55	64644	Front Roller Bracket RH	2	

**12.30c****T2 SPARE PARTS**

Machines from Serial No T2-247

**Bulb Lifting Kit**

Assy No 64637

Item	Part No.	Description	Qty.	Remarks
56	64645	Bearing Shield (with hole)	4	
57	64646	Bearing Shield (without hole)	2	
58	64647	Spacer	4	
59	64648	12T 5/8"Pitch Duplex Sprocket	2	
60	64649	Pick-up Shaft	1	
61	64650	Guard Mounting Plate	1	
62	64651	Guard	1	
63	64652	Shield LH	1	
64	64653	Shield RH	1	
65	64654	Control Box Assembly	1	(not shown)
66	64658	Digger Web Cross Brace	1	
67	64660	Clamp Plate	2	
68	64677	Spacer	1	
69	64705/30	5/8"Pitch Duplex Chain	1	
70				
71				
72				
73				
74				
75				
76				
77	40X62X10	Oil Seal	4	
78	4206	Bearing	4	
79				
80	22016008/050	M8x50 CSK Socket Head Screw	12	
81	22016012/050	M12x50 CSK Socket Head Screw	1	
82				
83				
84				
85				
86	BM212M	Spring Tensioner	4	
87				
88	RPC620.303070	Cap	5	
89	RPC676.302597	Tension Spring	4	
90	RPC700.300148	Ø75 Roller c/w Bearings	5	
91				
92	RPF200.030200	Ø30 External Circlip	4	
93	RPF200.040250	Ø40 External Circlip	2	
94	RPF200.075250	Ø75 External Circlip	2	
95	RPF202.070250	Ø70 Internal Circlip	2	
96				
97	RPGMB94.01210	Electric Actuator	1	
98	RPGM070.00446	Felt Seal	5	
99	RPGM089.00565	Roller Shield	5	
100	RPGM097.00091	Compression Spring	1	
101				
102	RPM176.304151	Top Hat Spacer	2	
103	RPM180.303071	Roller Bush	5	
104				
105	RPS200.356210	Oil Seal	4	
106				
107				
108				
109	SF35	Bearing	2	
110	SLFL25A	Bearing	1	

**T2 SPARE PARTS****12.30d**

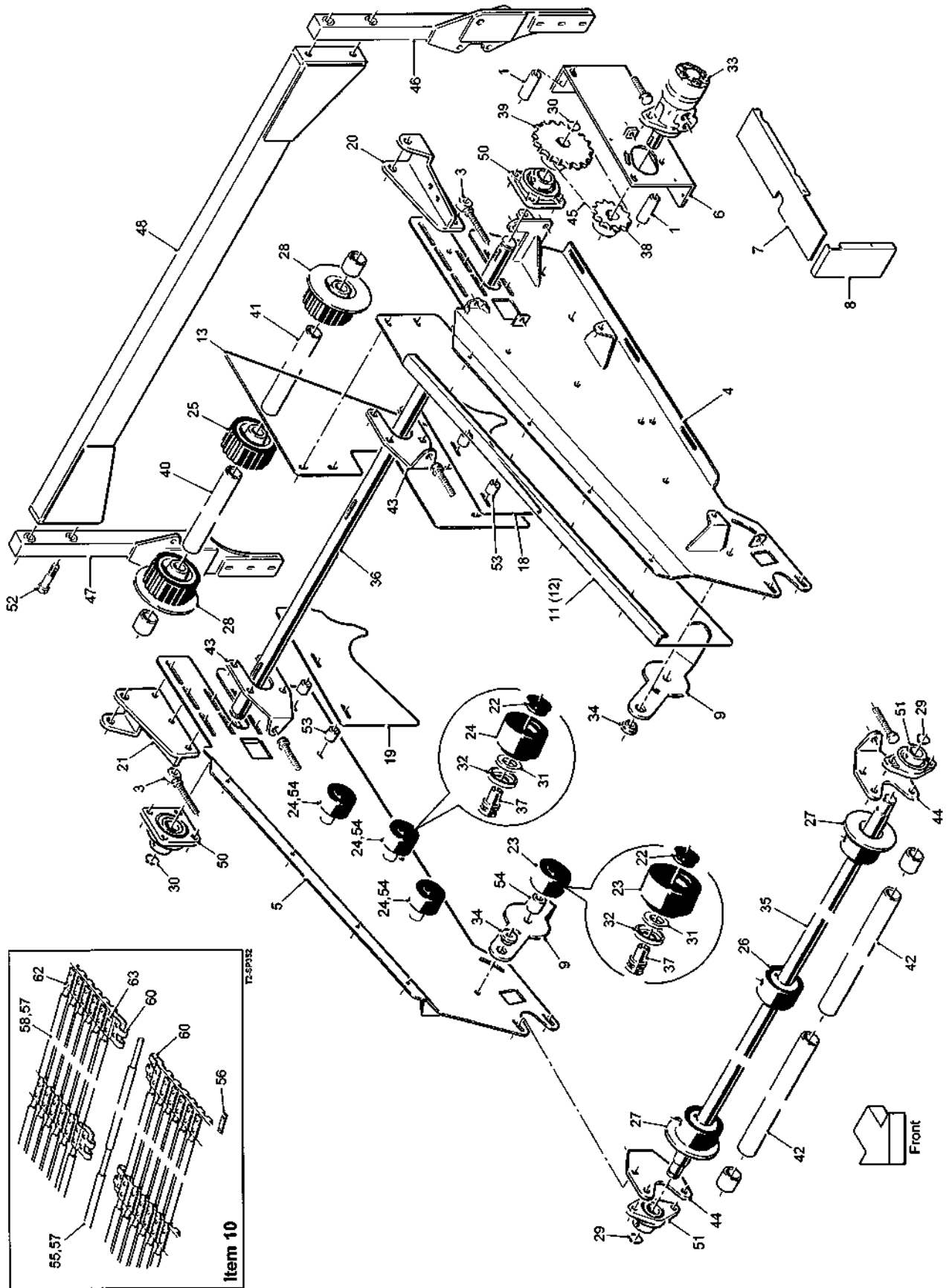
Machines from Serial No T2-247

**Bulb Lifting Kit****Assy No 64637**

Item	Part No.	Description	Qty.	Remarks
111				
112	SS025011/030	Steel Spacer	4	
113	SS025017/018	Steel Spacer	1	
114	SS038026/004	Steel Spacer	1	
115	SS040011/003	Steel Spacer	2	
116				
117				
118				
119	UCFB206	Bearing	2	
120				
121	WO168	Ø62 Internal Circlip	12	
	<b>64635</b>	<b>35mm Pitch Web Assembly</b>		
		<b>Consists Of:</b>		
122	64635/1	Ø12 Web Rod	56	
123	12238/6	Clamp Plate	168	
124	57058/4	Ø5.5x23 Rivet	336	
125				
126				
127				
128				
		<b>Hydraulic Components Consist Of:</b>		
129	10140	1/2"BSP Male Coupling	2	
130	10141	1/2"BSP Female Coupling	2	
131				
132				
133	11124	1/2"BSP Dowty Seal	12	
134				
135	12315	1/2"BSP M M Adaptor	8	
136	12321	1/2"BSP Bulkhead Adaptor	4	
137				
138	27459	M18x1/2"BSP M M Adaptor	2	
139	27461	M18 Dowty Seal	2	
140				
141				
142	60875	1/2"Hose Assembly (4250mm)	1	
143	60876	1/2"Hose Assembly (8600mm)	1	
144	60877	1/2"Hose Assembly (3450mm)	1	
145	60878	1/2"Hose Assembly (3550mm)	1	
146	60879	1/2"Hose Assembly (670mm)	2	
147	60880	1/2"Hose Assembly (2000mm)	2	
148				
149				
150	64661	Bulkhead Mounting Plate	1	
151				
152				
153	RPS360-1	S/A Proportional Valve Slice	1	



Machines from Serial No T2-210  
**Haulm Elevator Transfer Web** (1125mm discharge elevator)  
Assy No 64536



**12.31a****T2 SPARE PARTS**

Machines from Serial No T2-210

**Haulm Elevator Transfer Web** (1125mm discharge elevator)**Assy No 64536**

Item	Part No.	Description	Qty.	Remarks
1	64552	Mounting Bar	2	
2				
3	62463	Eye Bolt	2	
4	64538	LH Mounting Panel	1	
5	64539	RH Mounting Panel	1	
6	64544	Motor Mounting	1	
7	64553	Drive Guard	1	
8	64554	Drive Guard	1	
9	62513	Roller Adjuster Plate	2	
10	64746	36mm Pitch Web Assembly	1	(see list at end)
11	64559	LH Stainless Side Panel	1	
12	64560	RH Stainless Side Panel	1	(not shown)
13	62518	Stainless Deflector Panel	2	
14				
15				
16				
17				
18	64687	Stainless Infill Panel LH	1	
19	64687A	Stainless Infill Panel RH	1	
20	RPA610.304429	LH Ram Mounting	1	
21	RPA610.304430	RH Ram Mounting	1	
22	RPC620.303070	Plastic Cap	8	
23	RPC700.300147	Ø95 Roller c/w Bearings	2	
24	RPC700.300148	Ø75 Roller c/w Bearings	6	
25	RPC700.301543	Plain Drive Roller	1	
26	RPC700.302662	Plain Roller	1	
27	RPC700.302663	Flanged Roller	2	
28	RPC700.303613	Flanged Drive Roller	2	
29	RPF200.030200	Ø30 External Circlip	2	
30	RPF200.035250	Ø35 External Circlip	2	
31	RPGM070.00446	Felt Seal Ring	8	
32	RPGM089.00565	Roller Shield	8	
33	RPH850.302181	Hydraulic Motor	1	
34	RPM106.304349	Pivot Boss	2	
35	RPM162.304439	Shaft	1	
36	RPM162.309155	Drive Shaft	1	
37	RPM180.303071	Pivot Bush	8	
38	RPM182.300350	12T 3/4"Pitch Sprocket	1	
39	RPM182.309306	24T 3/4"Pitch Sprocket	1	
40	RPM192.305232	Spacer Tube (698mm)	1	
41	RPM192.305233	Spacer Tube (679mm)	1	
42	RPM192.305234	Spacer Tube (733mm)	2	
43	RPM225.304398	Rear Adjuster Plate	2	
44	RPM225.307345	Front Adjuster Plate	2	
45	RPT732.620048	3/4"Pitch Drive Chain	1	
46	64681	Support Bracket LH	1	
47	64682	Support Bracket RH	1	
48	64683	Support Beam	1	
49				
50	SF35	Bearing	2	
51	SFT30	Bearing	2	
52	DW309520105	M20x100 Fine Thread Bolt	4	
53	SS025011/035	Steel Spacer	4	
54	SS030017/045	Steel Spacer	8	



**T2 SPARE PARTS****12.31b**

Machines from Serial No T2-210

**Haulm Elevator Transfer Web** (1125mm discharge elevator)**Assy No 64536**

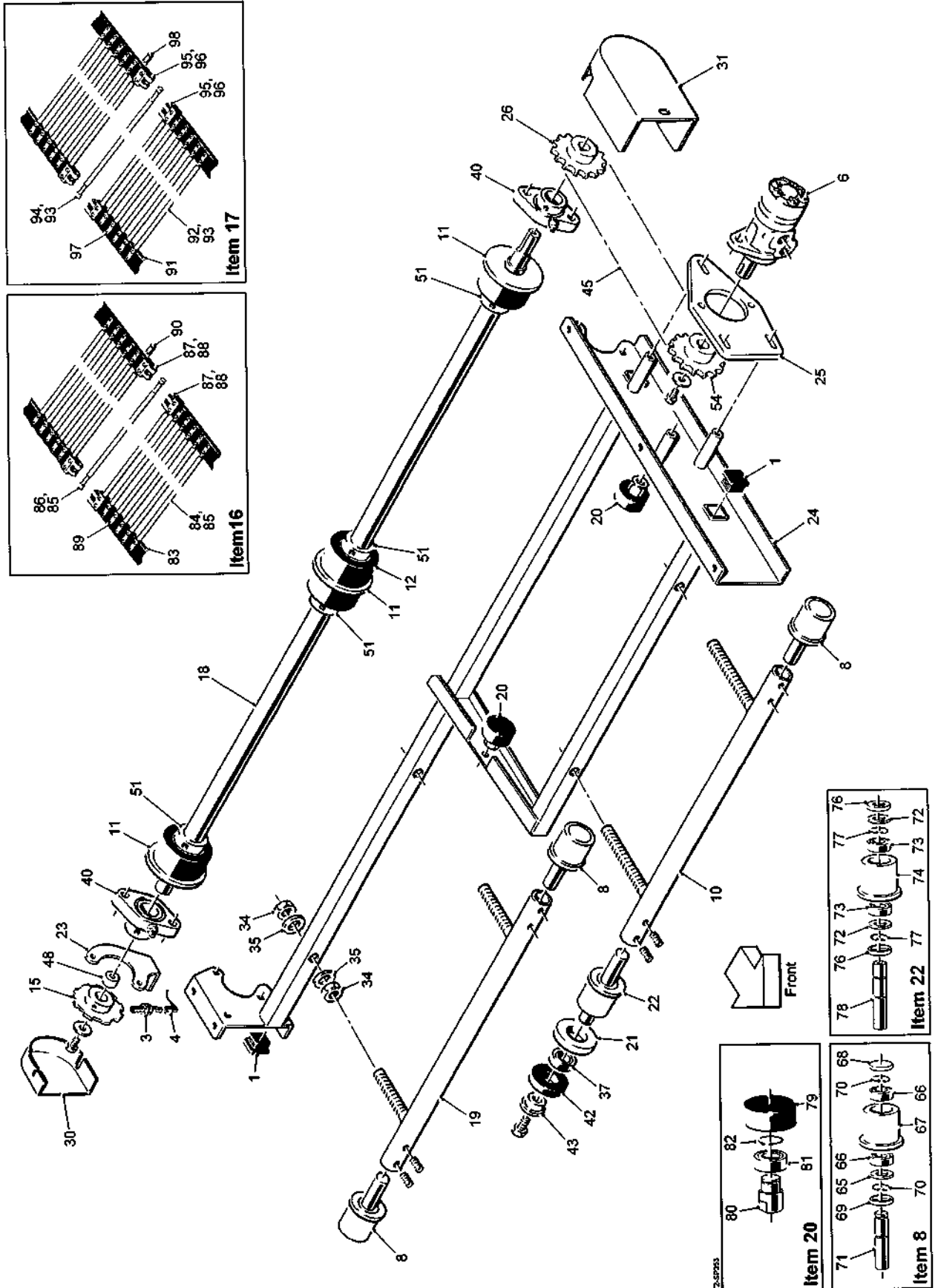
Item	Part No.	Description	Qty.	Remarks
	<b>64746</b>	<b>36mm Pitch Web Consists Of:</b>		
55	RPW300.301210/1	Joiner Rod	1	
56	RPW300.303144A3	Clamp Plate	237	
57	RPGMRP012.00700	Rod Cover	164	
58	-	Web Rod	81	
59				
60	RPS561/3AF	36mm Pitch 'F' Type Joiner	6	
61				
62	DIN661 5x25	Ø5x25 Rivet	474	
63	DIN661 5x30	Ø5x30 Rivet	24	



Machines from Serial No T2-210

## Haulm Elevator Spreader Web (1125mm discharge elevator)

Assy No 64561

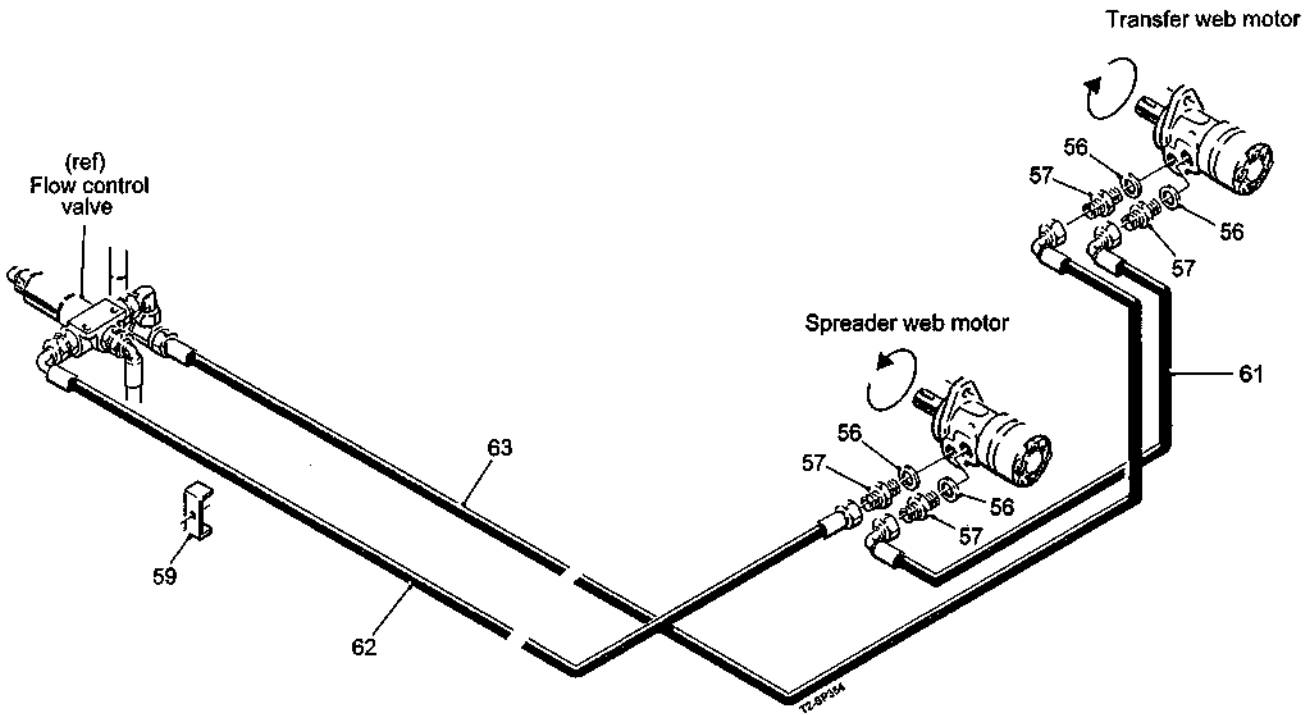


12.32a

T2 SPARE PARTS

Machines from Serial No T2-210

**Haulm Elevator Spreader Web** (1125mm discharge elevator)  
Assy No 64561



**T2 SPARE PARTS****12.32b**

Machines from Serial No T2-210

**Haulm Elevator Spreader Web** (1125mm discharge elevator) **Assy No 64561**

Item	Part No.	Description	Qty.	Remarks
1	27159	Plastic Insert (40x40)	3	
2				
3	32037/1	Proximity Sensor	1	
4	32037/4	90°Sensor Lead (10m)	1	
5				
6	46855	Hydraulic Motor	1	
7				
8	51666	Roller Assembly	3	(see list at end)
9				
10	56229	Long Roller Mounting	1	
11	56230	Flanged Drive Roller	3	
12	56231	Plain Drive Roller	1	
13				
14				
15	59151	Sensor Disc	1	
16	59212	Short Web Assembly	1	(see list at end)
17	59213	Long Web Assembly	1	(see list at end)
18	59220	Spreader Drive Shaft	1	
19	59221	Short Roller Mounting	1	
20	59222	Roller Assembly	2	(see list at end)
21	59323	Nylon Guard Roller	1	
22	59324	Roller Assembly	1	(see list at end)
23	59512A	Sensor Bracket	1	
24	59544	Spreader Frame	1	
25	59548	Motor Plate	1	
26	59897	21T 3/4"Pitch Drive Sprocket	1	
27				
28				
29				
30	64537	Sensor Guard	1	
31	64562	Drive Guard	1	
32				
33				
34	22029020	M20 Full Nut	8	
35	22046020	M20 Flat Washer	8	
36				
37	60052RS	Bearing	1	
38				
39				
40	LFTC35A	Bearing	2	
41				
42	RPC700.300666	Rubber End Cap	1	
43	RPC700.300667	Spigot Washer	1	
44				
45	RPT732.620056	3/4"Pitch Drive Chain	1	
46				
47				
48	SS025009/025	Steel Spacer	1	
49				
50				
51	ST41M	Ø40 Locking Collar	4	
52				
53				
54	TBM107	21T 3/4"Pitch Motor Sprocket	1	
55				

**12.32c****T2 SPARE PARTS**

Machines from Serial No T2-210

**Haulm Elevator Spreader Web** (1125mm discharge elevator) **Assy No 64561**

Item	Part No.	Description	Qty.	Remarks
		<b>Hydraulic Components Consist Of:</b>		
56	11124	1/2"BSP Dowty Seal	4	
57	12315	1/2"BSP M M Adaptor	4	
58				
59	59295	Hose Clamp	4	
60				
61	60431	1/2"Hose Assembly (450mm)	1	
62	-	1/2"Hose Assembly (****mm)	1	
63	-	1/2"Hose Assembly (****mm)	1	
64				
	<b>51666</b>	<b>Roller Assembly Consists Of:</b>		
65	0000300504	Felt Seal	1	
66	6005RS	Bearing	2	
67	46398	Flanged Steel Roller	1	
68	PH407	Seal	1	
69	PH408	Seal	1	
70	PS843	Ø25 External Circlip	2	
71	51664	Roller Spindle	1	
	<b>59324</b>	<b>Roller Assembly Consists Of:</b>		
72	0000300504	Felt Seal	2	
73	6005RS	Bearing	2	
74	46398	Flanged Steel Roller	1	
75				
76	PH408	Seal	2	
77	PS843	Ø25 External Circlip	2	
78	59322	Roller Spindle	1	
	<b>59222</b>	<b>Roller Assembly Consists Of:</b>		
79	0000301601	Roller	1	
80	59223	Spindle	1	
81	6204RS	Bearing	1	
82	12298	Circlip	1	
	<b>59212</b>	<b>Short Web Assembly Consists Of:</b>		
83	56232/2	Web Belt	2	
84	56232/1	Web Rod	25	
85	56232/5	Rod Cover	26	
86	56232/4	Joining Rod	1	
87	51301/3	'F' Type Joiner (2 hole)	4	
88	DIN661 5x25	Ø5x25 Rivet	8	
89	DIN661 5x22	Ø5x22 Rivet	100	
90	46849/2	Clamp Plate	44	
	<b>59213</b>	<b>Long Web Assembly Consists Of:</b>		
91	56232/2	Web Belt	2	
92	56232/1	Web Rod	51	
93	56232/5	Rod Cover	52	
94	56232/4	Joining Rod	1	
95	51301/3	'F' Type Joiner (2 hole)	4	
96	DIN661 5x25	Ø5x25 Rivet	8	
97	DIN661 5x22	Ø5x22 Rivet	204	
98	46849/2	Clamp Plate	102	