

CONTENTS

T2 SPARE PARTS

Note: When using the following pages to order replacement parts, please quote the full serial number of your machine.

MAINFRAME, AXLE & GUARDS	
Main Frame	3.1
Beam Axle	3.2
Goal Post Axle	3.3
Guards (machines with beam axle)	3.4
Guards (machines with goal post axle)	3.5
DIGGER SECTION	
Rubber Depth Roller Assemblies	4.1
Powered Depth Roller Assemblies	4.2
Ultrasonic Depth Control	4.3
Disc Coulter Assemblies	4.4
Powered Disc Coulter Assemblies	4.5
Share Assemblies for 2 Row Work	4.6
Share Assemblies for Bed Work	4.7
Haulm Intake Rollers	4.9
Anti Roll-back Flaps	4.10
Digger Web Assembly	4.11
Sieving Web Assembly	4.12
Agitator Assembly	4.13
Haulm Roller Assembly	4.14
SEPARATOR FEED UNITS	
Omega Feed Unit	5.1
Star Feed Unit	5.2
Star Feed Unit	5.3
Star Feed Unit	5.4
Feed Scroll Assembly	5.5
OMEGA SEPARATORS	
Front 3R Omega (237mm centres)	6.1
Rear 3R Omega (237mm centres)	6.2
Front 3R Omega (220mm centres)	6.3
Rear 4R Omega (220mm centres)	6.4
Front 3R Omega (220mm centres)	6.5
Rear 3R Omega (220mm centres)	6.6
2R Omega (behind 800mm roller table)	6.7
2R Omega (behind 975mm roller table)	6.8
6R Omega (237mm centres)	6.9
STAR SEPARATORS	
Starflow Separator (used with galaxy)	7.1
Starflow Separator (used with roller table)	7.2
Galaxy Star Separator (6 starshafts)	7.3
Galaxy Star Separator (4 starshafts)	7.4
ROLLER TABLE / PRO-CLEAN SEPARATORS	
Roller Table / Pro-clean Separator	8.1
Additional Components for Roller Tables	8.2
SEPARATOR TRANSFER UNITS	
Double Transfer Roller Unit	9.1
Triple Transfer Roller Unit	9.1
Omega Transfer Roller Unit (with clod roller)	9.2
Omega Transfer Roller Unit (without clod roller)	9.3
Steel Transfer Roller Unit	9.4
Omega Transfer Roller Unit (mounted to roller table)	9.5
DISCHARGE SECTION	
Spreader Web (for 1125mm elevator)	10.1
Spreader Web (for 1300mm elevator)	10.2
1125mm Discharge Elevator	10.4
1300mm Discharge Elevator	10.5

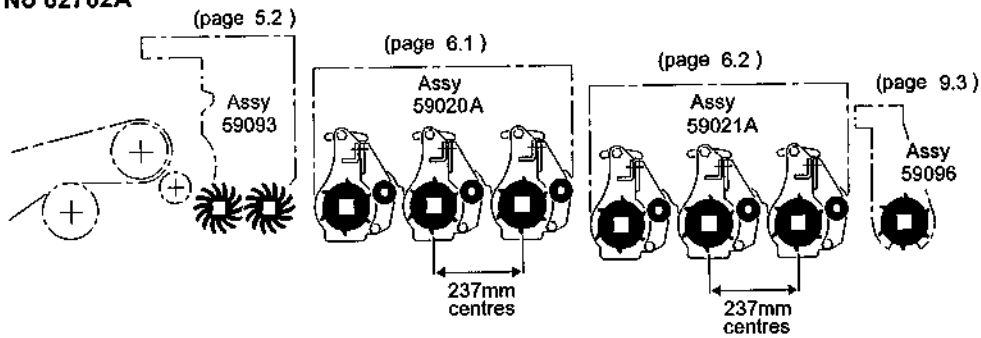
CONTENTS

INPUT DRIVES, HYDRAULICS & ELECTRICS	
PTO Shaft Assembly	11.1
Front Gearbox Assemblies	11.2
Tractor Powered Hydraulics	11.3
Powered Axle Hydraulics	11.4
Web Hydraulics	11.5
Separator Hydraulics	11.6
Electrical Assembly	11.7
Road Lights Assembly	11.8
OPTIONS	
Rear Step Ladder	12.1
Rear Inspection Platform	12.2
In-line Picking Table	12.3
In-line Canopy kit	12.4
Easi-pic Table	12.5
Easi-pic Canopy	12.6
Haulm Elevator Assembly	12.7
Transfer Web (for haulm elevator)	12.8
Spreader Web (for haulm elevator)	12.9
Sweeping Clod Fingers	12.10
Manual Clod Mat Assembly	12.11
Electric Clod Mat Assembly	12.11
Restrictor Brush Kits	12.12
Web Cleaner Kits	12.13
Beam Axle Trash Roller Kit	12.14
Elevator Auto-height Control Kit	12.15
Fall Breaker Kits	12.16
Windrow Kits	12.17
Ridge Plough Kit	12.18
Concave Disc Coulters	12.19
Onion Depth Wheels	12.20
Onion Shares	12.21
Onion Baffle	12.22

CONTENTS

STAR FEED - 3R OMEGA - 3R OMEGA - OMEGA TRANSFER

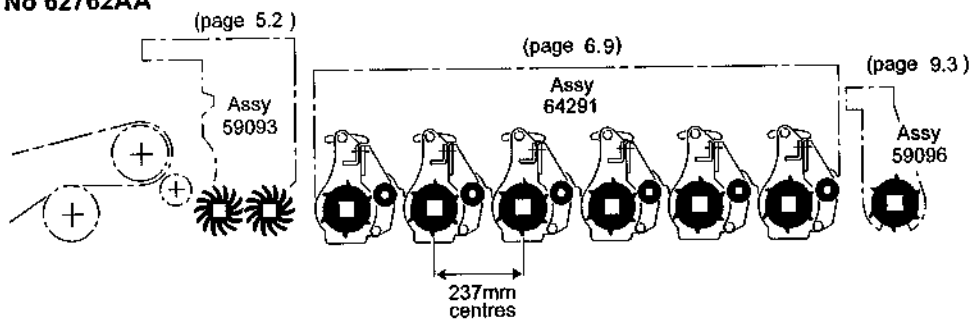
Assy No 62762A



T2-4P236

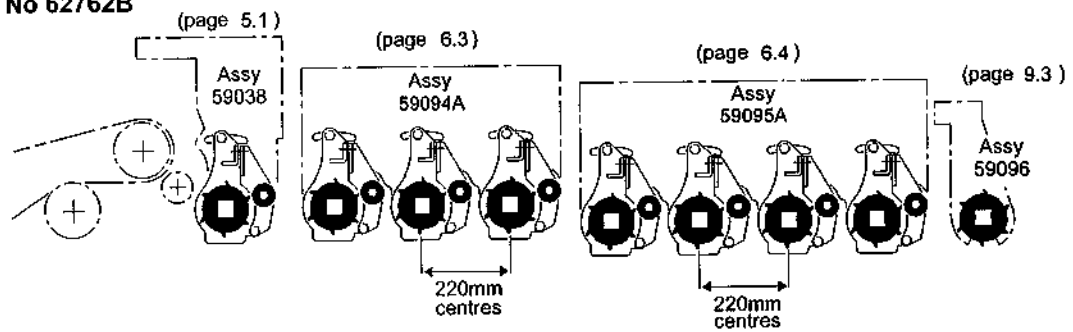
STAR FEED - 6R OMEGA - OMEGA TRANSFER

Assy No 62762AA



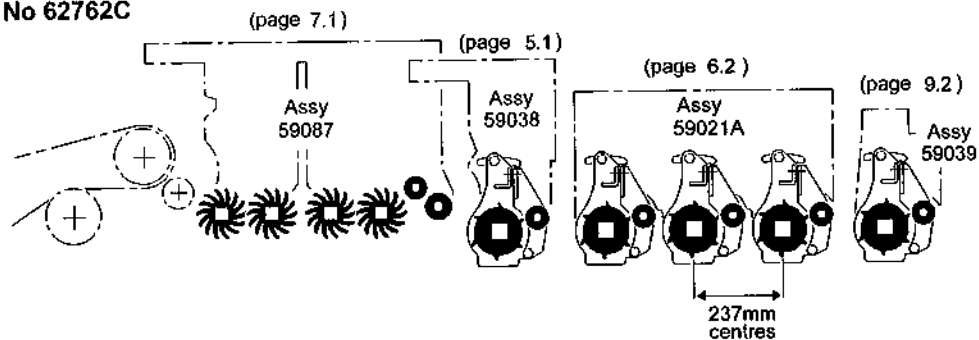
OMEGA FEED - 3R OMEGA - 4R OMEGA - OMEGA TRANSFER

Assy No 62762B



STARFLOW - OMEGA FEED - 3R OMEGA - OMEGA TRANSFER

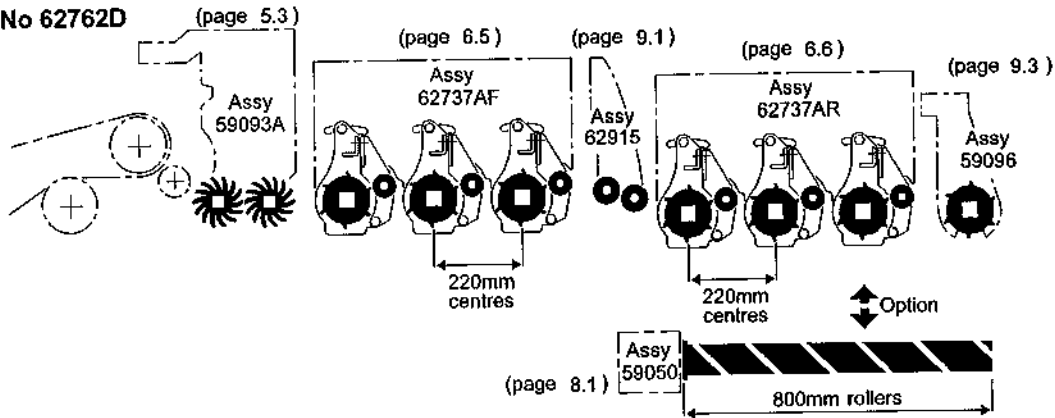
Assy No 62762C



CONTENTS

STAR FEED - 3R OMEGA - 4R OMEGA / 800mm ROLLER TABLE

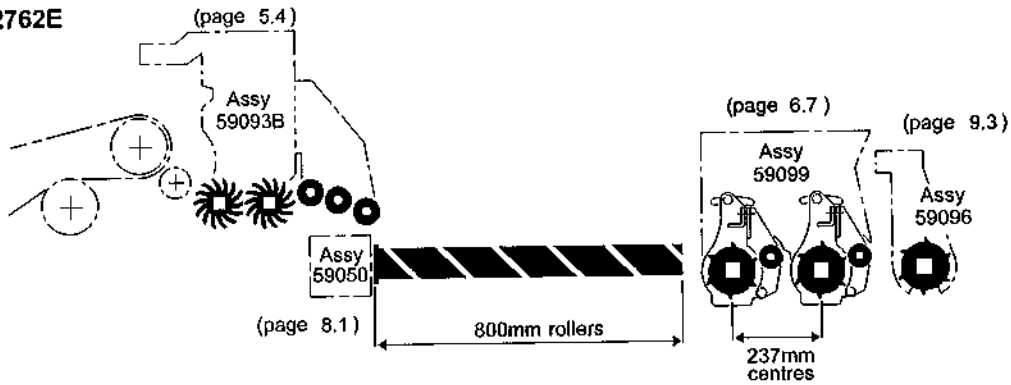
Assy No 62762D



T2-SP139

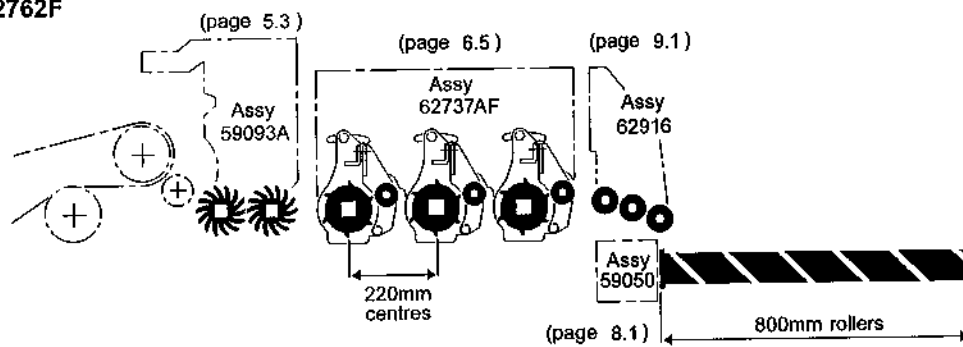
STAR FEED - 800mm ROLLER TABLE - 2R OMEGA - OMEGA TRANSFER

Assy No 62762E



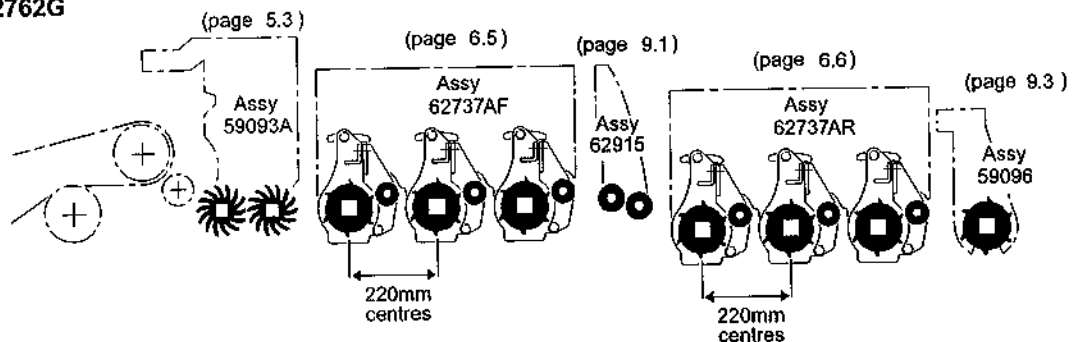
STAR FEED - 3R OMEGA - 800mm ROLLER TABLE

Assy No 62762F



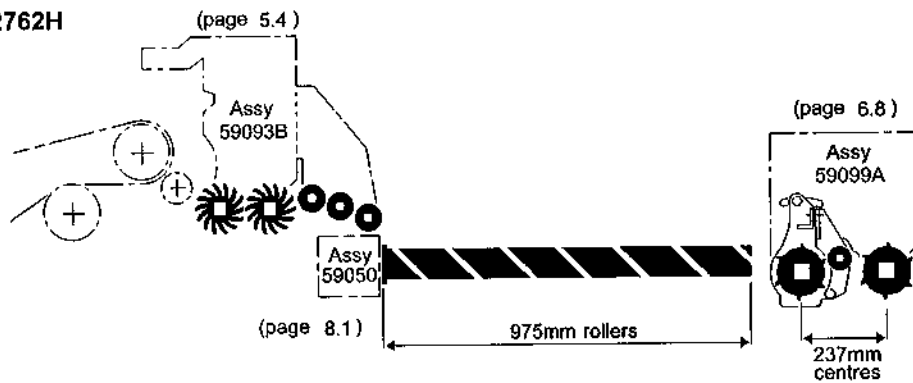
STAR FEED - 3R OMEGA - 4R OMEGA

Assy No 62762G



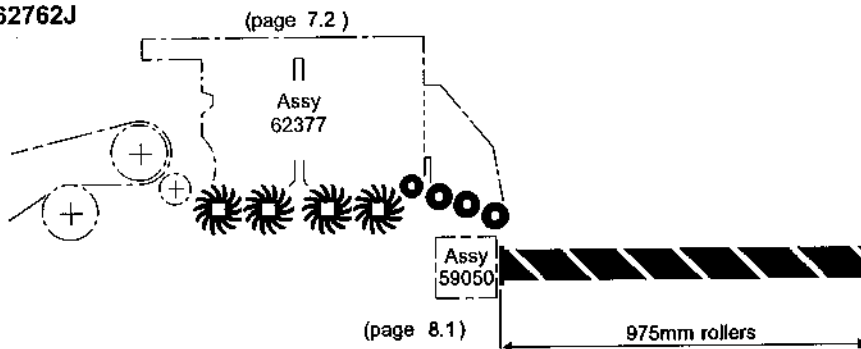
CONTENTS

STAR FEED - 975mm ROLLER TABLE - 2R OMEGA Assy No 62762H

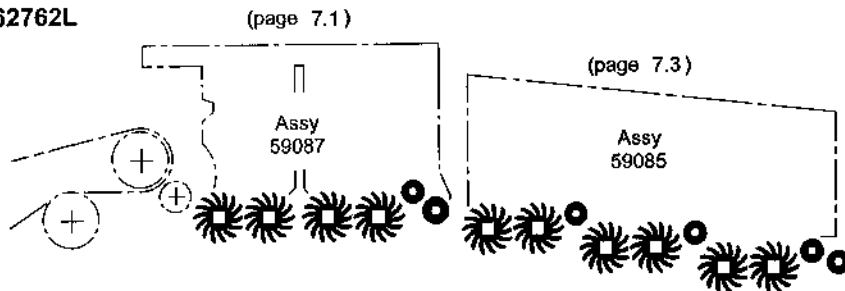


T2-SP240

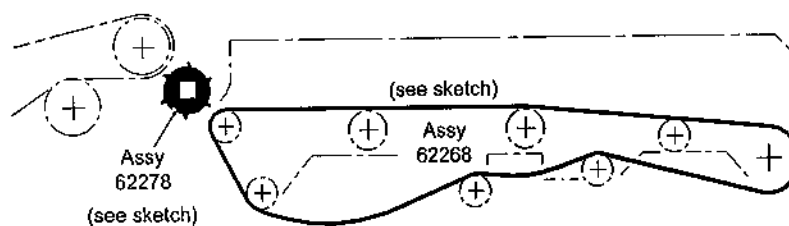
STARFLOW - 975mm ROLLER TABLE Assy No 62762J



STARFLOW - GALAXY Assy No 62762L



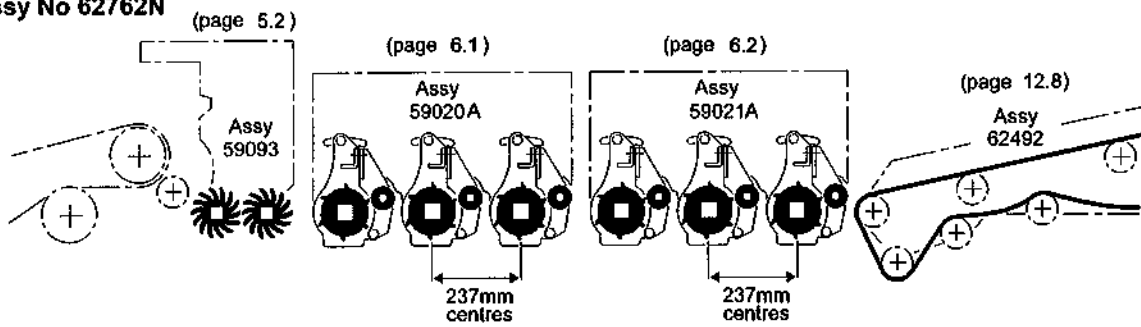
SCROLL ROLLER - 3rd WEB Assy No 62762M



CONTENTS

STAR FEED - 3R OMEGA - 3R OMEGA - HAULM ELEVATOR TRANSFER WEB

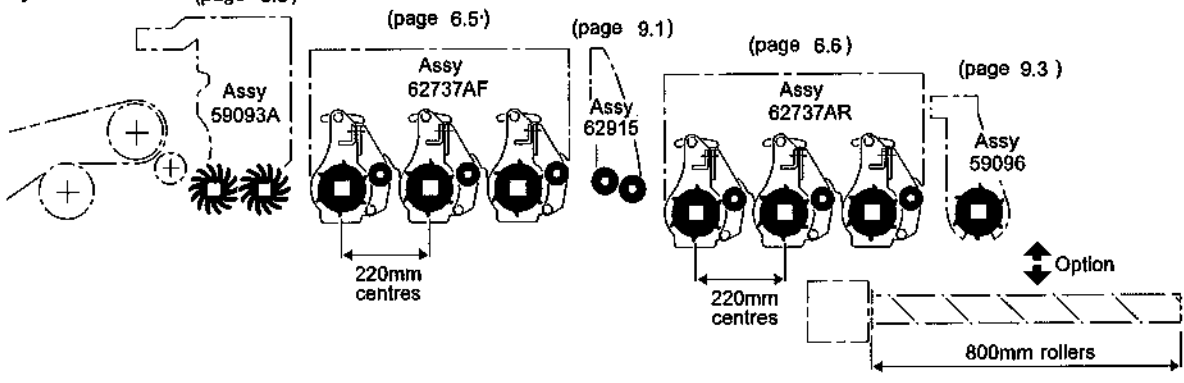
Assy No 62762N



72-59175

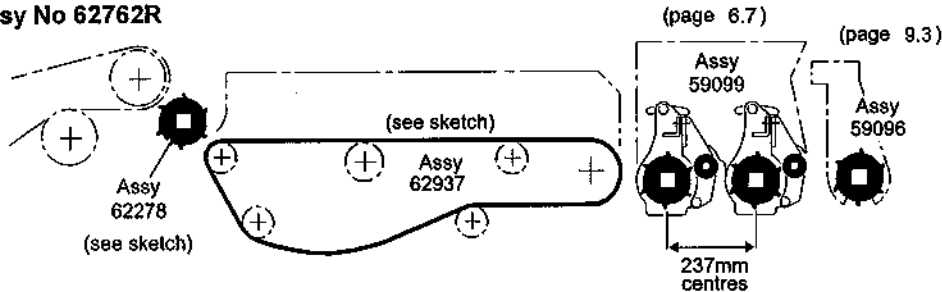
STAR FEED - 3R OMEGA - 4R OMEGA OR CUSTOMERS OWN 800mm ROLLER TABLE

Assy No 62762P



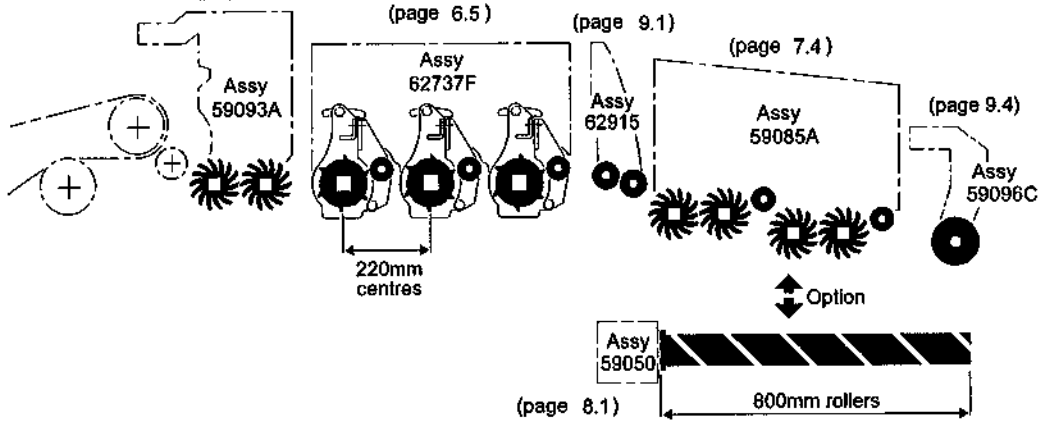
SCROLL ROLLER - 3RD WEB - 2R OMEGA - OMEGA TRANSFER

Assy No 62762R



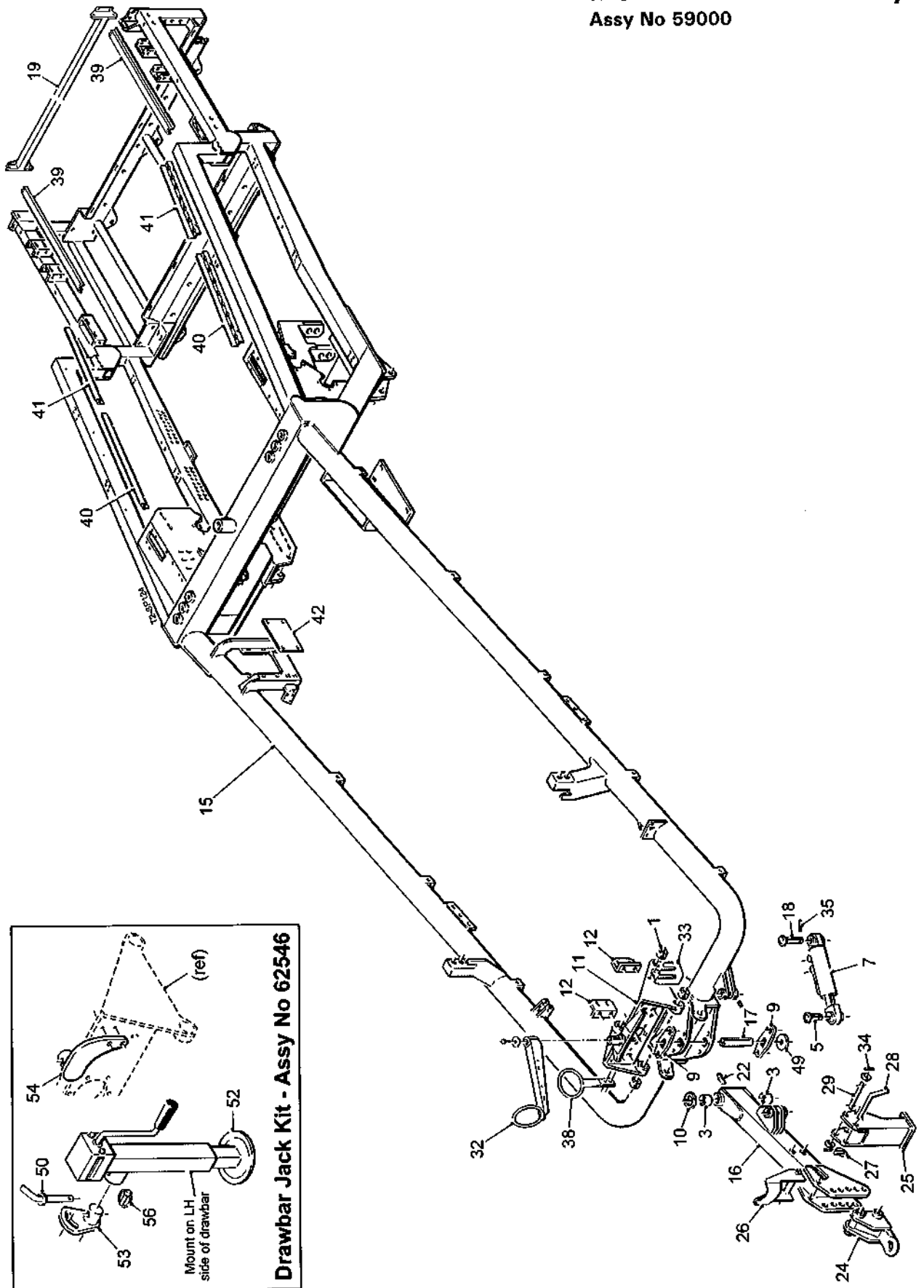
STARFEED - 3R OMEGA - GALAXY / 800mm ROLLER TABLE

Assy No 62762S



Machines from Serial No T2-168

Main Frame Assembly
Assy No 59000



3.1a**T2 SPARE PARTS**

Machines from Serial No T2-168

Main Frame Assembly

Assy No 59000


Item	Part No.	Description	Qty.	Remarks
1	42091	Bush	4	
2				
3	44189	Nylon Bush	2	
4				
5	46391	Ram Pin	1	
6				
7	59626	Hydraulic Ram	1	
8				
9	56120	Pin Keep Plate	2	
10	56121	Thrust Washer	1	
11	56275	Gearbox Mounting	1	
12	56529	Gearbox Support Angle	2	
13				
14				
15	59100	Main Frame	1	1125mm wide Elevator
	59100W	Main Frame	1	1300mm wide Elevator
	59100EW	Main Frame	1	1500mm wide Elevator
16	59101	Drawbar	1	
17	59102	Pivot Pin	1	
18	59366	Ram Pin	1	
19	59686	Tie Beam	1	
20				
21				
22	GS411	1/8"BSP Angled Grease Nipple	1	
23				
24	RPA610.300014	Drawbar Eye	1	
25	RPA610.307369	Stand	1	
26	59682	PTO Rest	1	
27	RPF232.060000	Linch Pin	1	
28	RPM146.305150	Pin	1	
29	RPM146.307375	Pin	1	
30				
31				
32	59666	Hose Support Arm	1	
33	59667	Hose Support Plate	1	
34	22067006/030	Ø6x30 Roll Pin	2	
35	22067006/040	Ø6x40 Roll Pin	2	
36				
37				
38	62925	Hose Support Ring	1	
39	62926	Cable Conduit	2	1125mm wide Elevator
	62926W	Cable Conduit	2	1300mm wide Elevator
	62926EW	Cable Conduit	2	1500mm wide Elevator
40	62928F	Hose Support Tray (long)	2	
41	62928R	Hose Support Tray (short)	2	
42	62974	Valve Shield	1	
43				
44				
45				
46				
47				
48				
49	SS070017/005	Steel Spacer	1	

T2 SPARE PARTS**3.1b**

Machines from Serial No T2-168

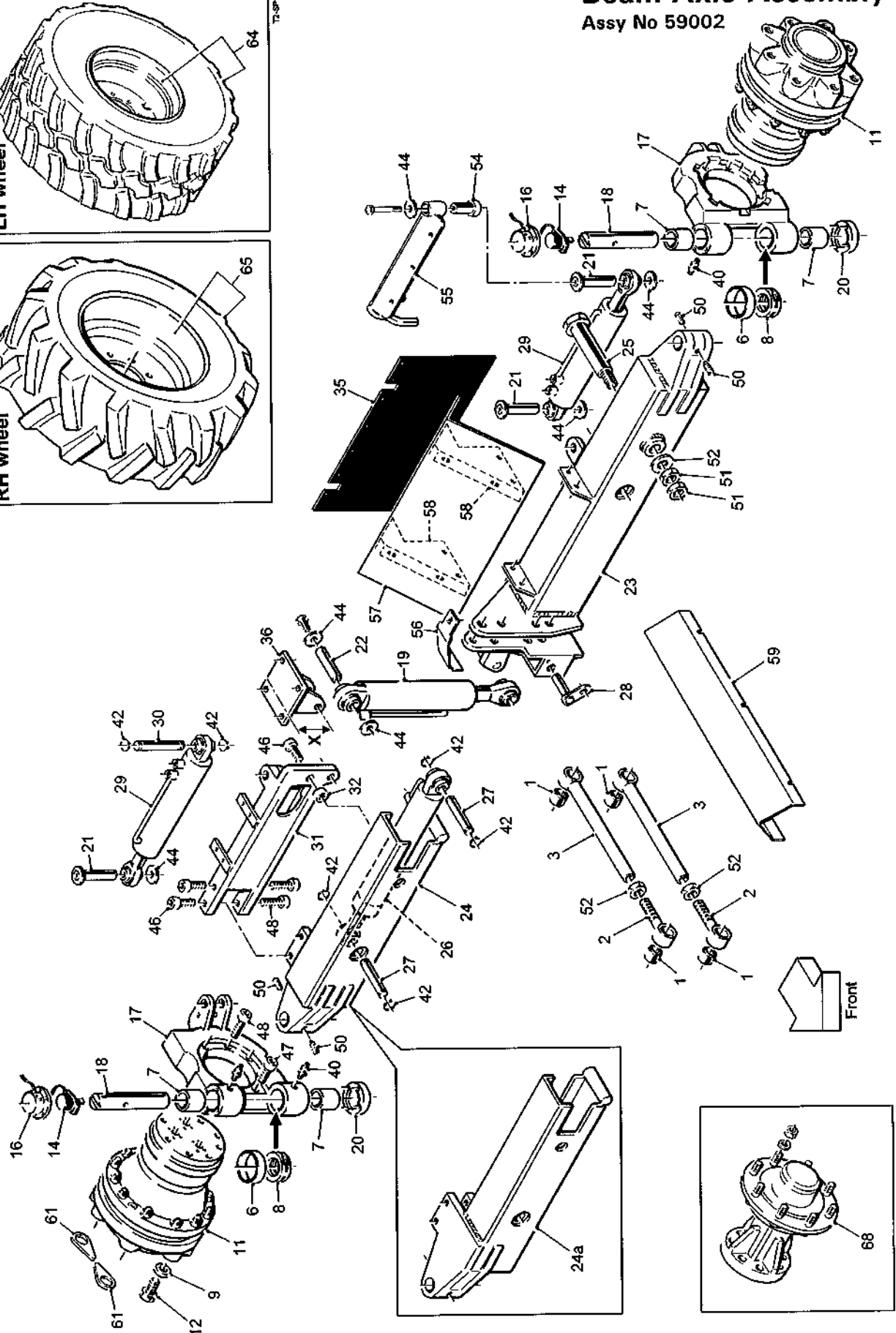
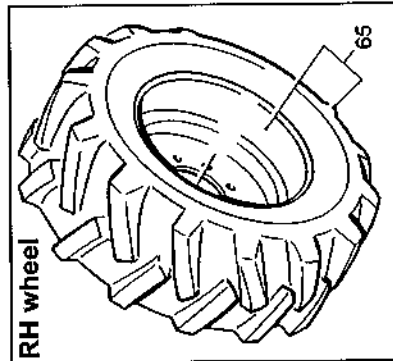
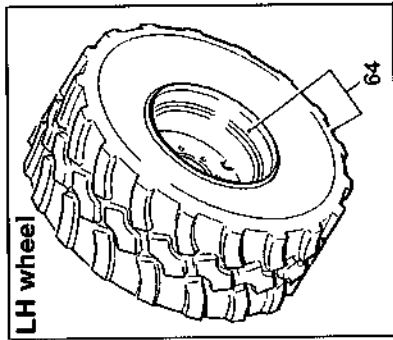
Main Frame Assembly**Assy No 59000**

Item	Part No.	Description	Qty.	Remarks
50	62546	Drawbar Jack Kit Consists Of:		
51	41060	Locking Pin	1	
52	61024	Drawbar Jack	1	
53	62246	Jack Mounting Bracket	1	
54	62247	Jack Stowage Bracket	1	
55				
56	REK215	Ø6mm Linchpin	1	



Machines from Serial No T2-168

Beam Axle Assembly Assy No 59002

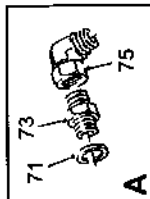
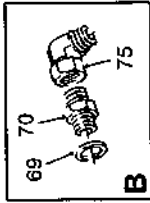
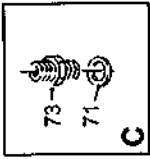
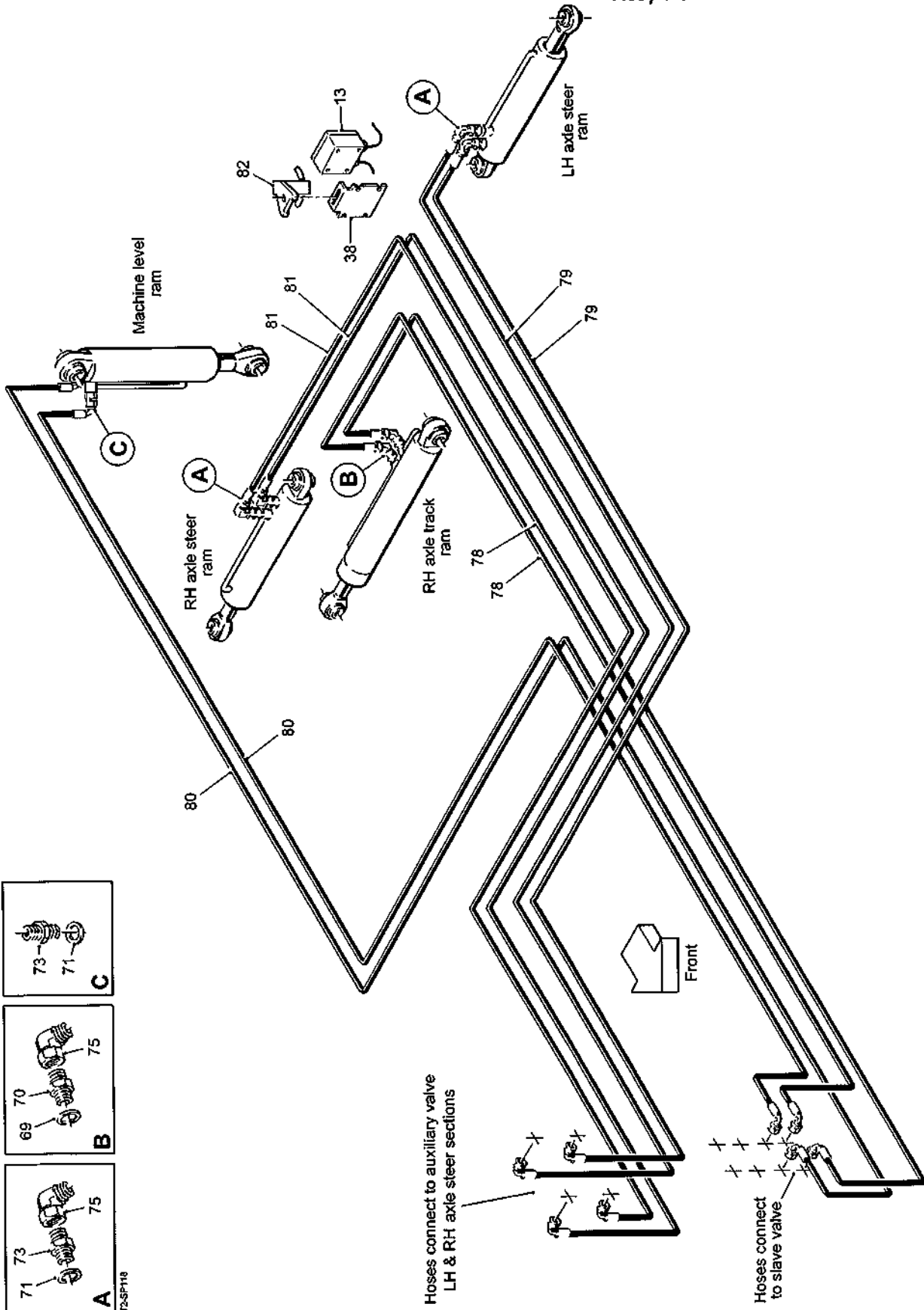


3.2a

T2 SPARE PARTS

Machines from Serial No T2-168

Beam Axle Assembly Assy No 59002



T2-SP118

T2 SPARE PARTS**3.2b**

Machines from Serial No T2-168

Beam Axle Assembly**Assy No 59002**

Item	Part No.	Description	Qty.	Remarks
1	42091	Bush	4	
2	42168	Male Radius Arm	2	
3	42169	Female Radius Arm	2	
4				
5				
6	44140	Bearing Shroud	2	
7	44189	Nylon Bush	4	
8	44190	Thrust Bearing	2	
9	44191	Wheel Washer	16	
10				
11	46103	Wheel Motor (without brakes)	2	Powered axle only
	59109	Wheel Motor (with brakes)	2	Powered axle only
12	46181	M20 Wheel Bolt	16	
13	46892	Junction Box	1	
14	57403	Rotary Transducer	2	
15				
16	59182	Sensor Mounting	2	
17	59183	Wheel Motor Mounting	2	
18	59184	King Pin	2	
19	59185	Hydraulic Ram	1	
20	59210	Cap	2	
21	59899	Ram Pin	3	
22	59564	Ram Pin	1	
23	59633	Axle Beam	1	
24	59634	RH Axle Stub	1	Option
24a	59660	Raised RH Axle Stub	1	Option
25	59635	Axle Pivot Pin	1	
26	62586	Hydraulic Ram	1	
27	59637	Ram Pin	2	
28	59638	Ram Pin	1	
29	59640	Hydraulic Ram	2	
30	59641	Ram Pin	1	
31	59646	RH Steer Ram Mounting	1	
32	59647A	Ram Mounting Spacer (25mm)	1	Prior to T2-186 was 59647
33				
34				
35	59781	Rubber Deflector	1	
36	59792	Ram Mounting (X = 58mm)	1	Used with 59730P LH wheel
	59793	Ram Mounting (X = 118mm)	1	Used with 59454P LH wheel
	59793A	Ram Mounting (X = 85mm)	1	Used with roller table
37				
38	64020	Junction Box Mounting Plate	1	
39				
40	GS411	1/8"BSP Angled Grease Nipple	4	
41				
42	PS483	Ø25 External Circlip	6	
43				
44	SS035011/005	Steel Spacer	6	
45				
46	22015016/050	M16x50 Socket Head Cap Screw	3	
47	22015016/060	M16x60 Socket Head Cap Screw	4	
48	22015016/070	M16x70 Socket Head Cap Screw	14	
49				
50	22018012/020	M12x20 Socket Head Grub Screw	4	

Machines from Serial No T2-168

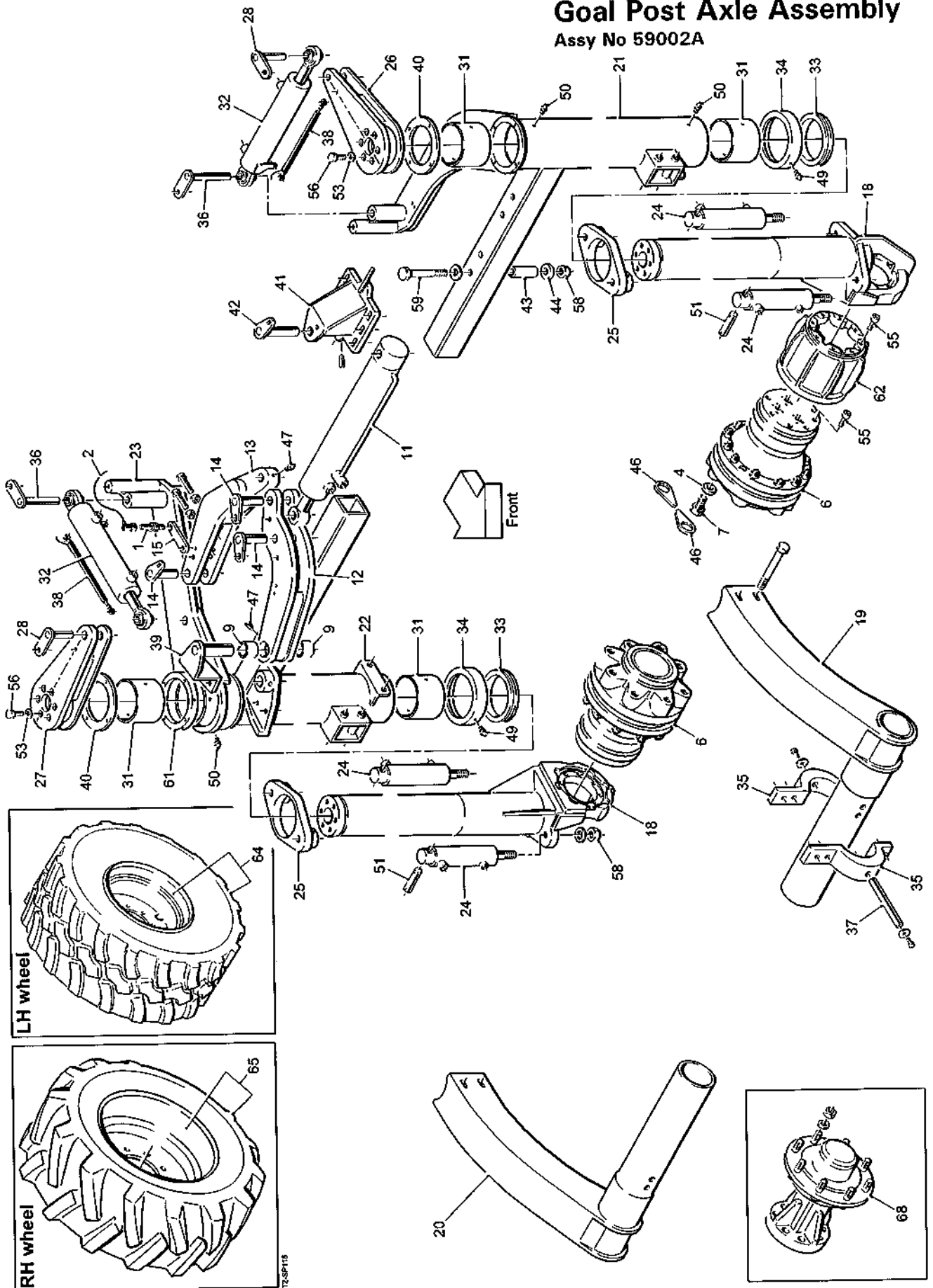
Beam Axle Assembly

Assy No 59002

Item	Part No.	Description	Qty.	Remarks
51	22034030	M30 Half Nut	4	
52	22046030C	M30 Flat Washer	1	
53				
54	59794	Top Hat Pivot	1	
55	59795	Ram Deflector	1	
56	59931	Roller Scraper	1	
57	59732B	Deflector Support Bracket	2	
58	59732C	Deflector Panel	1	
59	59731	Pipe Cover	1	Not used with axle trash roller
60				
61	BE09-070	Wheel Nut Indicator	16	
62				
63				
64	59454P	LH Wheel Assembly 560/60 R22.5	1	Mitas
	62936P	LH Wheel Assembly 560/60 R22.5	1	BKT
	62600P	LH Wheel Assembly 500/70 R24	1	
	64095P	LH Wheel Assembly 550/60-22.5	1	
	64095NP	LH Wheel Assembly 550/60-22.5	1	Non-powered axle
65	RPS350P	RH Wheel Assembly 420/70 R24	1	
	RPS350NP	RH Wheel Assembly 420/70 R24	1	Non-powered axle
	59745P	RH Wheel Assembly 560/60 R22.5	1	
	64096P	RH Wheel Assembly 550/60-22.5	1	
	64096NP	RH Wheel Assembly 550/60-22.5	1	Non-powered axle
66				
67				
68	62294	Stub Axle Assembly	2	Non-powered axle
		Hydraulic Components Consist Of:		
69	11125	3/8"BSP Dowty Seal	2	
70	11336	1/4"BSPx3/8"BSP M M Adaptor	2	
71	11337	1/4"BSP Dowty Seal	6	
72				
73	12316	1/4"BSP M M Adaptor	6	
74				
75	32474	1/4"BSP M F Compact 90° Adaptor	6	
76				
77				
78	60352	1/4"Hose Assembly (4000mm)	2	
79	60696	1/4"Hose Assembly (4200mm)	2	
80	60417	1/4"Hose Assembly (3000mm)	2	
81	60534	1/4"Hose Assembly (5340mm)	2	
82	62932	Hose Support Bracket	1	

Machines from Serial No T2-168

Goal Post Axle Assembly Assy No 59002A



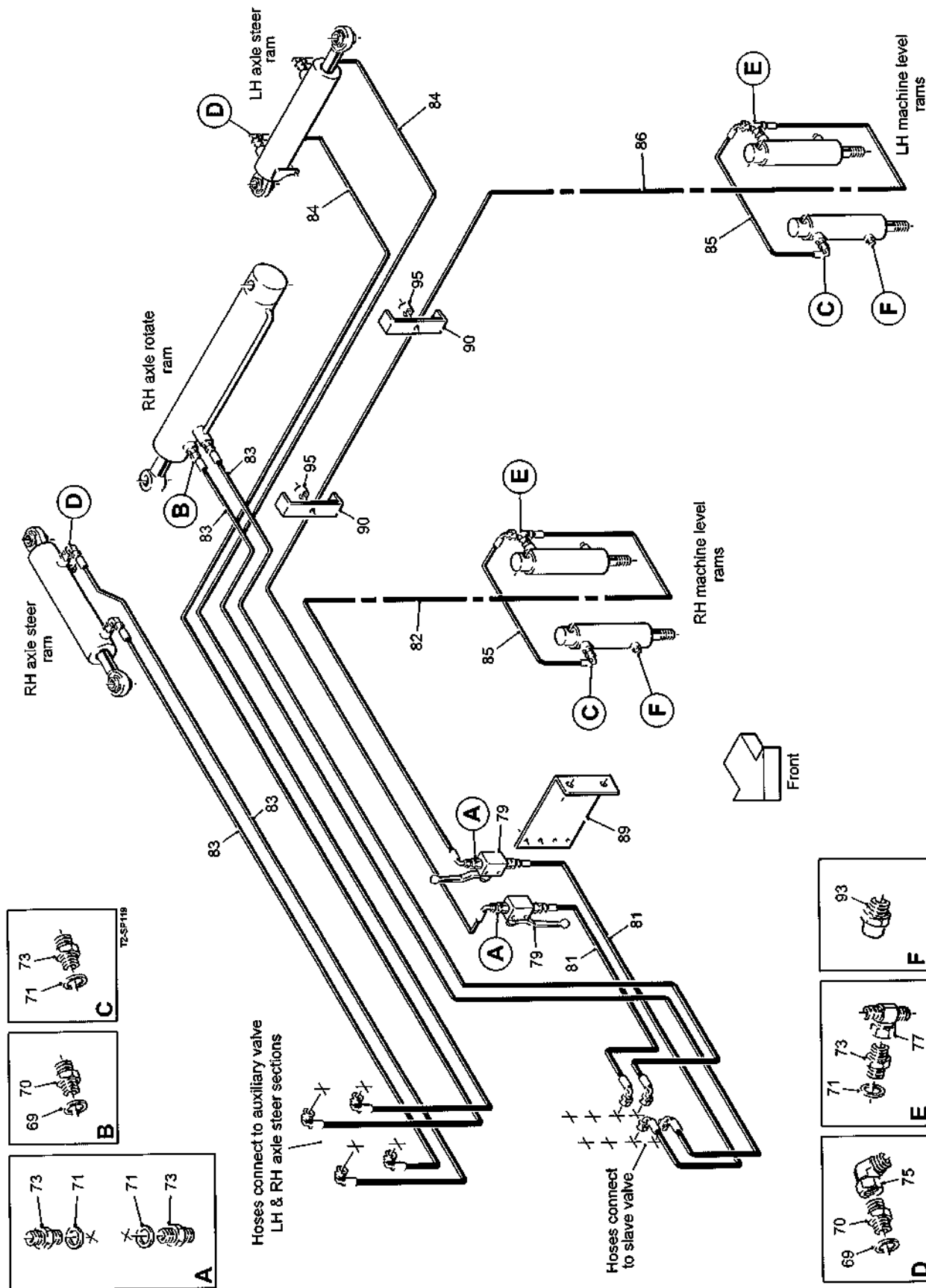
3.3a

T2 SPARE PARTS

Machines from Serial No T2-168

Goal Post Axle Assembly

Assy No 59002A



T2 SPARE PARTS**3.3b**

Machines from Serial No T2-168

Goal Post Axle Assembly**Assy No 59002A**

Item	Part No.	Description	Qty.	Remarks
1	41504	Proximity Sensor	1	
2	32037/2	90° Sensor Cable (5m)	1	
3				
4	44191	Wheel Washer	16	
5				
6	46103	Wheel Motor (without brakes)	2	Powered axle only
	59109	Wheel Motor (with brakes)	2	Powered axle only
7	46181	M20 Wheel Bolt	16	
8				
9	52046	Nylon Bush	2	
10				
11	56333	Hydraulic Ram	1	
12	56337	Ram Link	1	
13	56338	Back Link	1	
14	56349	Link Pivot Pin	3	
15	56539	Reverse Sensor Mounting	1	
16				
17				
18	59969	Axle Leg	2	
19	59971A	Axle Arm LH	1	
20	59972A	Axle Arm RH	1	
21	59973A	Axle Tube LH	1	
22	59974A	Axle Tube RH	1	
23	59977	Ram Arm	1	
24	59979	Hydraulic Ram	4	
25	59980	Ram Mount	2	
26	59981	Steer Arm	1	
27	59981A	Steer Arm	1	
28	59996	Steer Arm Pin	2	
29				
30				
31	62020	Axle Bush	4	
32	62088A	Hydraulic Ram	2	
33	62135	Thrust Bearing	2	
34	62136	Bearing Shroud	2	
35	62149	Axle Clamp	4	
36	62154A	Ram Pivot Pin	2	
37	62158	Axle Pin	2	
38	62329	Linear Potentiometer	2	
39	62476	Retaining Bracket	1	
40	62503	Bush Retaining Ring	2	
41	62917	Ram Mounting Bracket	1	
42	62918	Ram Pivot Pin	1	
43	62164	Clamp Spacer	4	
44	62165	Clamp Washer	4	
45				
46	BE09-070	Wheel Nut Indicator	16	
47	GS411	1/8" BSP Angled Grease Nipple	2	
48				
49	RPC648.061000	M6x1.00 Straight Grease Nipple	2	
50	RPC648.081250	M8x1.25 Straight Grease Nipple	5	
51	RPM146.310853	Pin	4	
52				
53	23255	M18 Spherical Spring Washer	12	

3.3c

T2 SPARE PARTS

Machines from Serial No T2-168

Goal Post Axle Assembly

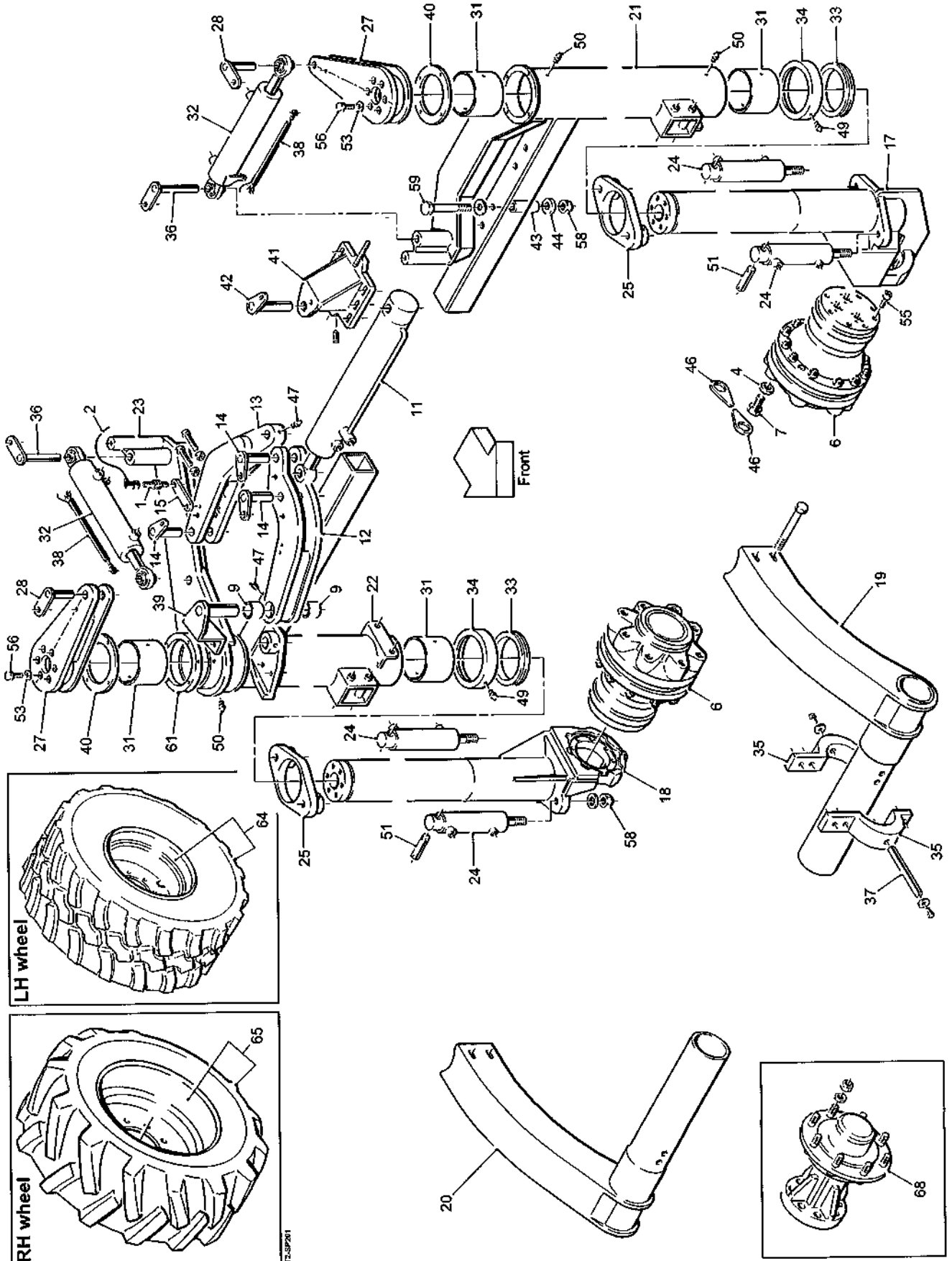
Assy No 59002A

Item	Part No.	Description	Qty.	Remarks
54				
55	22015016/060	M16x60 Socket Head Cap Screw	16	Qty x24 with motor spacer
56	22123018/050	M18x50 Setscrew	12	
57				
58	22041024	M24 Nyloc Nut	8	
59	22012024/170	M24x170 Bolt	4	
60				
61	64005	Retaining Ring	1	
62	64052	LH Wheel Motor Spacer	1	
63				
64	59454P	LH Wheel Assembly 560/60 R22.5 Mitas	1	Used without motor spacer
	62936P	LH Wheel Assembly 560/60 R22.5 BKT	1	Used without motor spacer
	62600P	LH Wheel Assembly 500/70 R24	1	Used without motor spacer
	59745P	LH Wheel Assembly 560/60 R22.5 Mitas	1	Used with motor spacer
65	62477	RH Wheel Assembly 420/70 R24	1	
	59745P	RH Wheel Assembly 560/60 R22.5 Mitas	1	
66				
67				
68	62294	Stub Axle Assembly	2	Non-powered axle only
		Hydraulic Components Consist Of:		
69	11125	3/8"BSP Dowty Seal	6	
70	11336	1/4"BSPx3/8"BSP M M Adaptor	6	
71	11337	1/4"BSP Dowty Seal	8	
72				
73	12316	1/4"BSP M M Adaptor	8	
74				
75	32474	1/4"BSP M F Compact 90°Adaptor	4	
76				
77	37199	1/4"BSP M M F Tee	2	
78				
79	41485	1/4"BSP Shut-Off Valve	2	
80				
81	32890	1/4"Hose Assembly (1500mm)	2	
82	60351	1/4"Hose Assembly (6500mm)	1	
83	60352	1/4"Hose Assembly (4000mm)	4	
84	60410	1/4"Hose Assembly (4900mm)	2	
85	60605	1/4"Hose Assembly (560mm)	2	
86	60606	1/4"Hose Assembly (8500mm)	1	
87				
88				
89	62539	Valve Mounting Bracket	1	
90	62764	Pipe Clamp	2	
91				
92				
93	RPP500.202000	1/8"BSP Muffler	2	
94				
95	SS013009/020	Steel Spacer	2	

Machines from Serial No T2-186

Goal Post Axle Assembly

Assy No 59002A

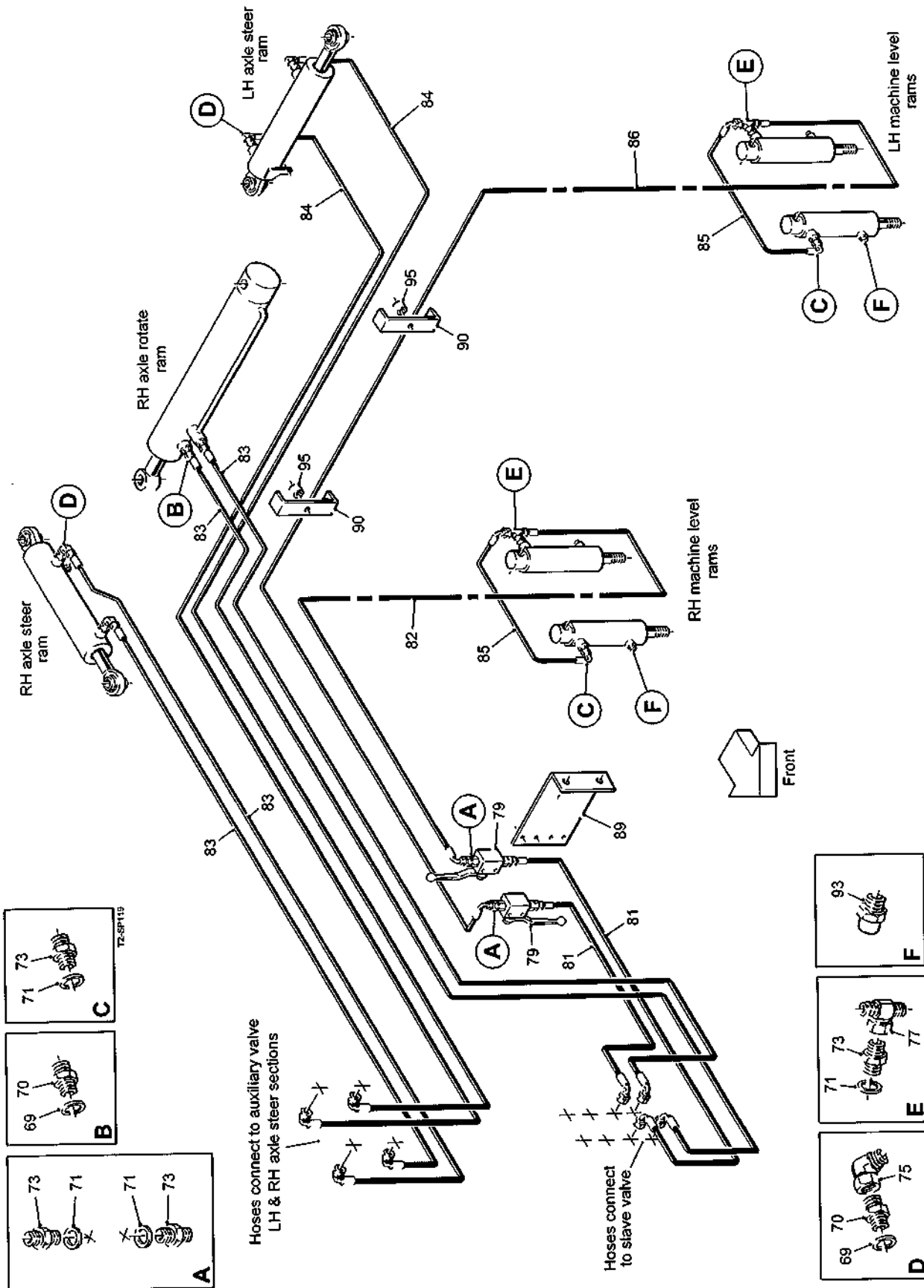


3.3a

T2 SPARE PARTS

Machines from Serial No T2-186

Goal Post Axle Assembly Assy No 59002A



T2 SPARE PARTS**3.3b**

Machines from Serial No T2-186

Goal Post Axle Assembly**Assy No 59002A**

Item	Part No.	Description	Qty.	Remarks
1	41504	Proximity Sensor	1	
2	32037/2	90° Sensor Cable (5m)	1	
3				
4	44191	Wheel Washer	16	
5				
6	46103	Wheel Motor (without brakes)	2	Powered axle only
	59109	Wheel Motor (with brakes)	2	Powered axle only
7	46181	M20 Wheel Bolt	16	
8				
9	52046	Nylon Bush	2	
10				
11	56333	Hydraulic Ram	1	
12	56337	Ram Link	1	
13	56338	Back Link	1	
14	56349	Link Pivot Pin	3	
15	56539	Reverse Sensor Mounting	1	
16				
17	59969B	Axle Leg LH	1	
18	59969	Axle Leg RH	1	
19	59971A	Axle Arm LH	1	
20	59972A	Axle Arm RH	1	
21	59973B	Axle Tube LH	1	
22	59974A	Axle Tube RH	1	
23	59977	Ram Arm	1	
24	59979	Hydraulic Ram	4	
25	59980	Ram Mount	2	
26				
27	59981A	Steer Arm	2	
28	59996	Steer Arm Pin	2	
29				
30				
31	62020	Axle Bush	4	
32	62088A	Hydraulic Ram	2	
33	62135	Thrust Bearing	2	
34	62136	Bearing Shroud	2	
35	62149	Axle Clamp	4	
36	62154A	Ram Pivot Pin	2	
37	62158	Axle Pin	2	
38	62329	Linear Potentiometer	2	
39	62476	Retaining Bracket	1	
40	62503	Bush Retaining Ring	2	
41	62917	Ram Mounting Bracket	1	
42	62918	Ram Pivot Pin	1	
43	62164	Clamp Spacer	4	
44	62165	Clamp Washer	4	
45				
46	BE09-070	Wheel Nut Indicator	16	
47	GS411	1/8" BSP Angled Grease Nipple	2	
48				
49	RPC648.061000	M6x1.00 Straight Grease Nipple	2	
50	RPC648.081250	M8x1.25 Straight Grease Nipple	5	
51	RPM146.310853	Pin	4	
52				
53	23255	M18 Spherical Spring Washer	12	

Machines from Serial No T2-186

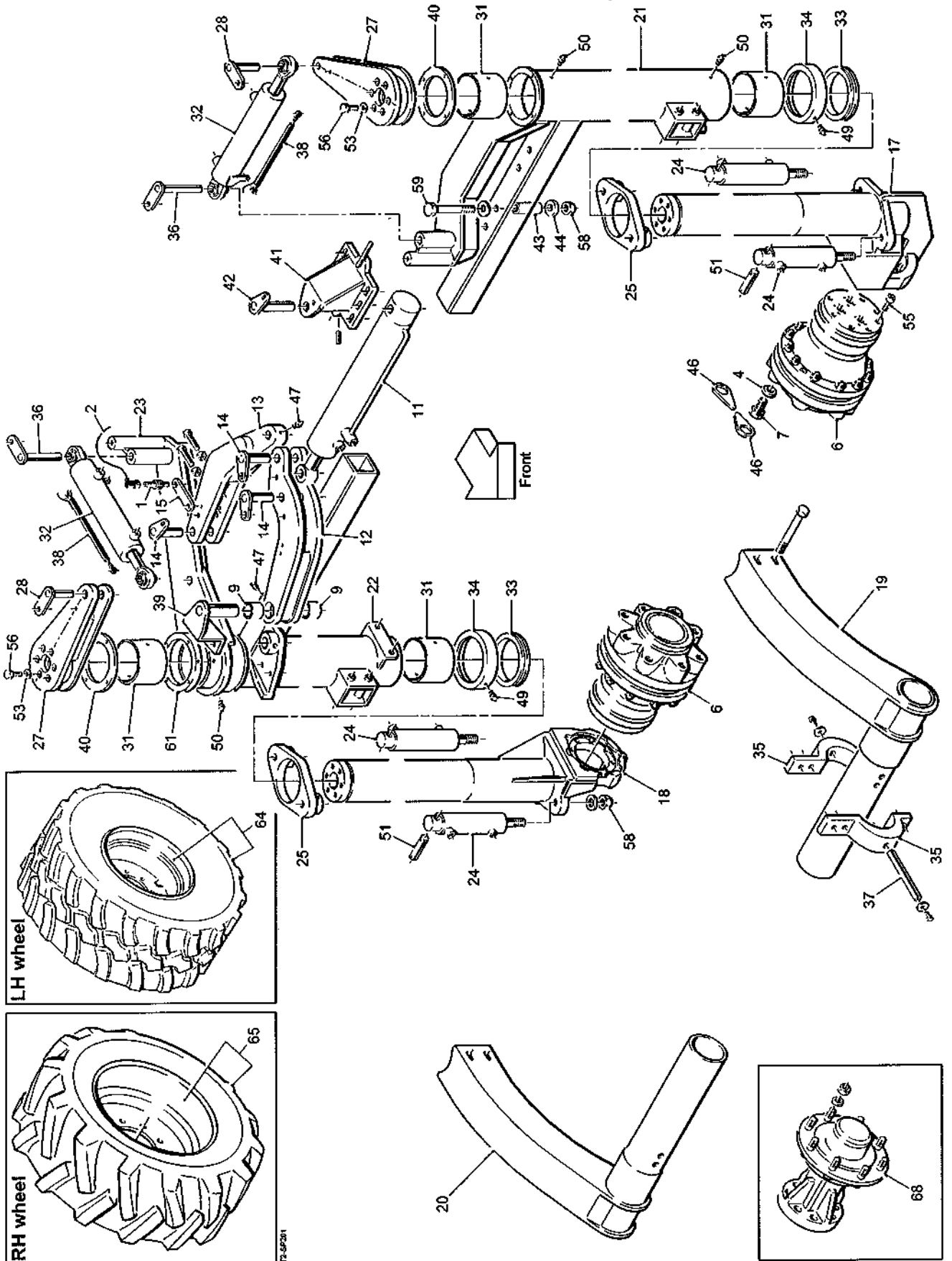
Goal Post Axle Assembly

Assy No 59002A

Item	Part No.	Description	Qty.	Remarks
54				
55	22015016/060	M16x60 Socket Head Cap Screw	16	
56	22123018/050	M18x50 Setscrew	12	
57				
58	22041024	M24 Nyloc Nut	8	
59	22012024/170	M24x170 Bolt	4	
60				
61	64005	Retaining Ring	1	
62				
63				
64	59745P	LH Wheel Assembly 560/60 R22.5	1	Mitas
	64095P	LH Wheel Assembly 550/60-22.5	1	
	64095NP	LH Wheel Assembly 550/60-22.5	1	Non-powered axle
65	62477	RH Wheel Assembly 420/70 R24	1	
	59745P	RH Wheel Assembly 560/60 R22.5	1	Mitas
	64096P	RH Wheel Assembly 550/60-22.5	1	
	64096NP	RH Wheel Assembly 550/60-22.5	1	Non-powered axle
66				
67				
68	62294	Stub Axle Assembly	2	Non-powered axle
		Hydraulic Components Consist Of:		
69	11125	3/8"BSP Dowty Seal	6	
70	11336	1/4"BSPx3/8"BSP M M Adaptor	6	
71	11337	1/4"BSP Dowty Seal	8	
72				
73	12316	1/4"BSP M M Adaptor	8	
74				
75	32474	1/4"BSP M F Compact 90° Adaptor	4	
76				
77	37199	1/4"BSP M M F Tee	2	
78				
79	41485	1/4"BSP Shut-Off Valve	2	
80				
81	32890	1/4"Hose Assembly (1500mm)	2	
82	60351	1/4"Hose Assembly (6500mm)	1	
83	60352	1/4"Hose Assembly (4000mm)	4	
84	60410	1/4"Hose Assembly (4900mm)	2	
85	60605	1/4"Hose Assembly (560mm)	2	
86	60606	1/4"Hose Assembly (8500mm)	1	
87				
88				
89	62539	Valve Mounting Bracket	1	
90	62764	Pipe Clamp	2	
91				
92				
93	RPP500.202000	1/8"BSP Muffler	2	
94				
95	SS013009/020	Steel Spacer	2	

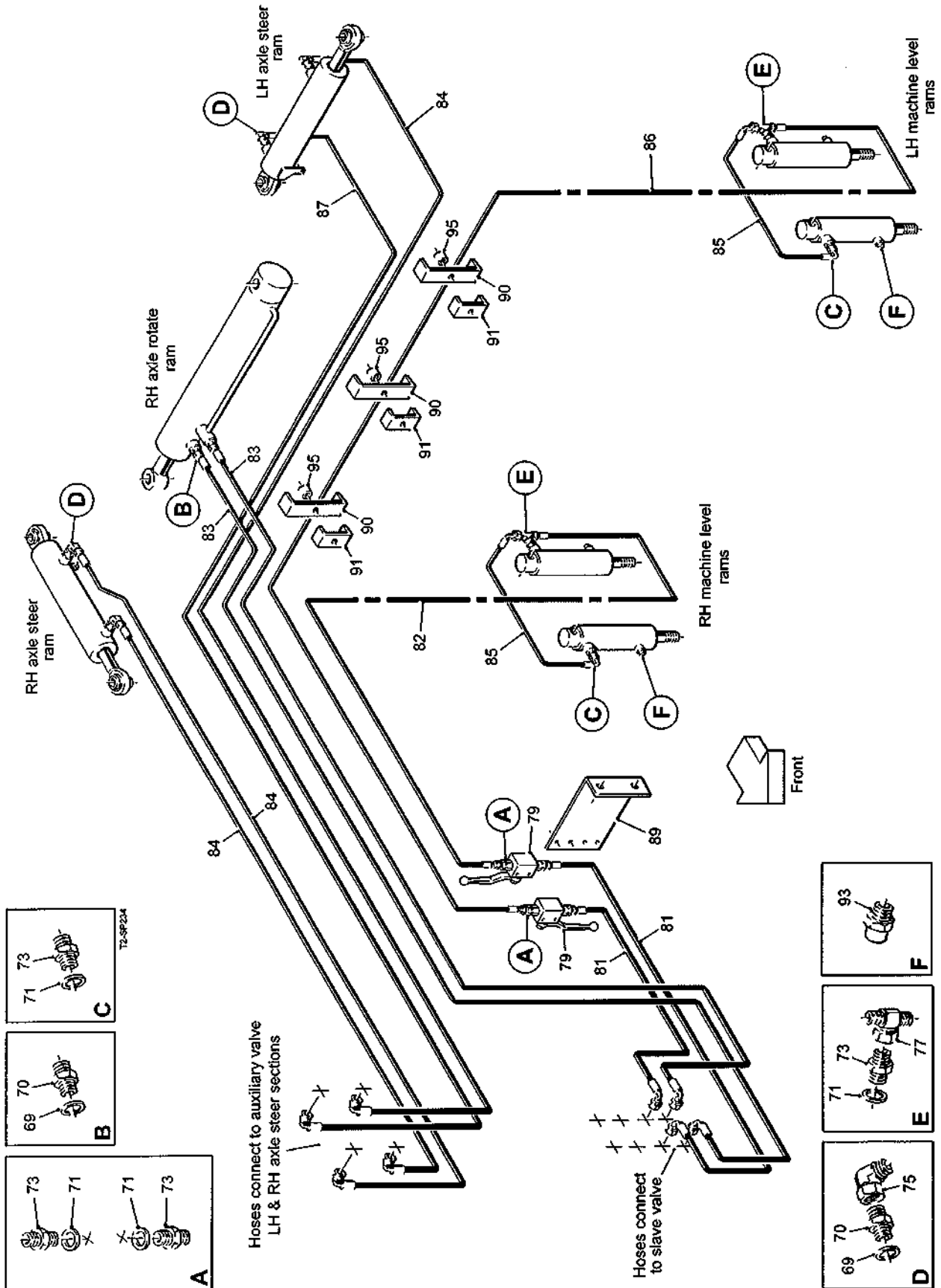
Machines from 2016

Goal Post Axle Assembly Assy No 59002A



Machines from 2016

Goal Post Axle Assembly
Assy No 59002A



T2 SPARE PARTS**3.3b**

Machines from 2016

Goal Post Axle Assembly**Assy No 59002A**

Item	Part No.	Description	Qty.	Remarks
1	41504	Proximity Sensor	1	
2	32037/2	90° Sensor Cable (5m)	1	
3				
4	44191	Wheel Washer	16	
5				
6	46103	Wheel Motor (without brakes)	2	Powered axle only
	59109	Wheel Motor (with brakes)	2	Powered axle only
7	46181	M20 Wheel Bolt	16	
8				
9	52046	Nylon Bush	2	
10				
11	56333	Hydraulic Ram	1	
12	56337	Ram Link	1	
13	56338	Back Link	1	
14	56349	Link Pivot Pin	3	
15	56539	Reverse Sensor Mounting	1	
16				
17	59969B	Axle Leg LH	1	
18	59969	Axle Leg RH	1	
19	59971A	Axle Arm LH	1	
20	59972A	Axle Arm RH	1	
21	59973B	Axle Tube LH	1	
22	59974A	Axle Tube RH	1	
23	59977	Ram Arm	1	
24	59979	Hydraulic Ram	4	
25	59980	Ram Mount	2	
26				
27	59981A	Steer Arm	2	
28	59996	Steer Arm Pin	2	
29				
30				
31	62020	Axle Bush	4	
32	62088A	Hydraulic Ram	2	
33	62135	Thrust Bearing	2	
34	62136	Bearing Shroud	2	
35	62149	Axle Clamp	4	
36	62154A	Ram Pivot Pin	2	
37	62158	Axle Pin	2	
38	62329	Linear Potentiometer	2	
39	62476	Retaining Bracket	1	
40	62503	Bush Retaining Ring	2	
41	62917	Ram Mounting Bracket	1	
42	62918	Ram Pivot Pin	1	
43	62164	Clamp Spacer	4	
44	62165	Clamp Washer	4	
45				
46	BE09-070	Wheel Nut Indicator	16	
47	GS411	1/8" BSP Angled Grease Nipple	2	
48				
49	RPC648.061000	M6x1.00 Straight Grease Nipple	2	
50	RPC648.081250	M8x1.25 Straight Grease Nipple	5	
51	RPM146.310853	Pin	4	
52				
53	23255	M18 Spherical Spring Washer	12	

Machines from 2016

Goal Post Axle Assembly

Assy No 59002A

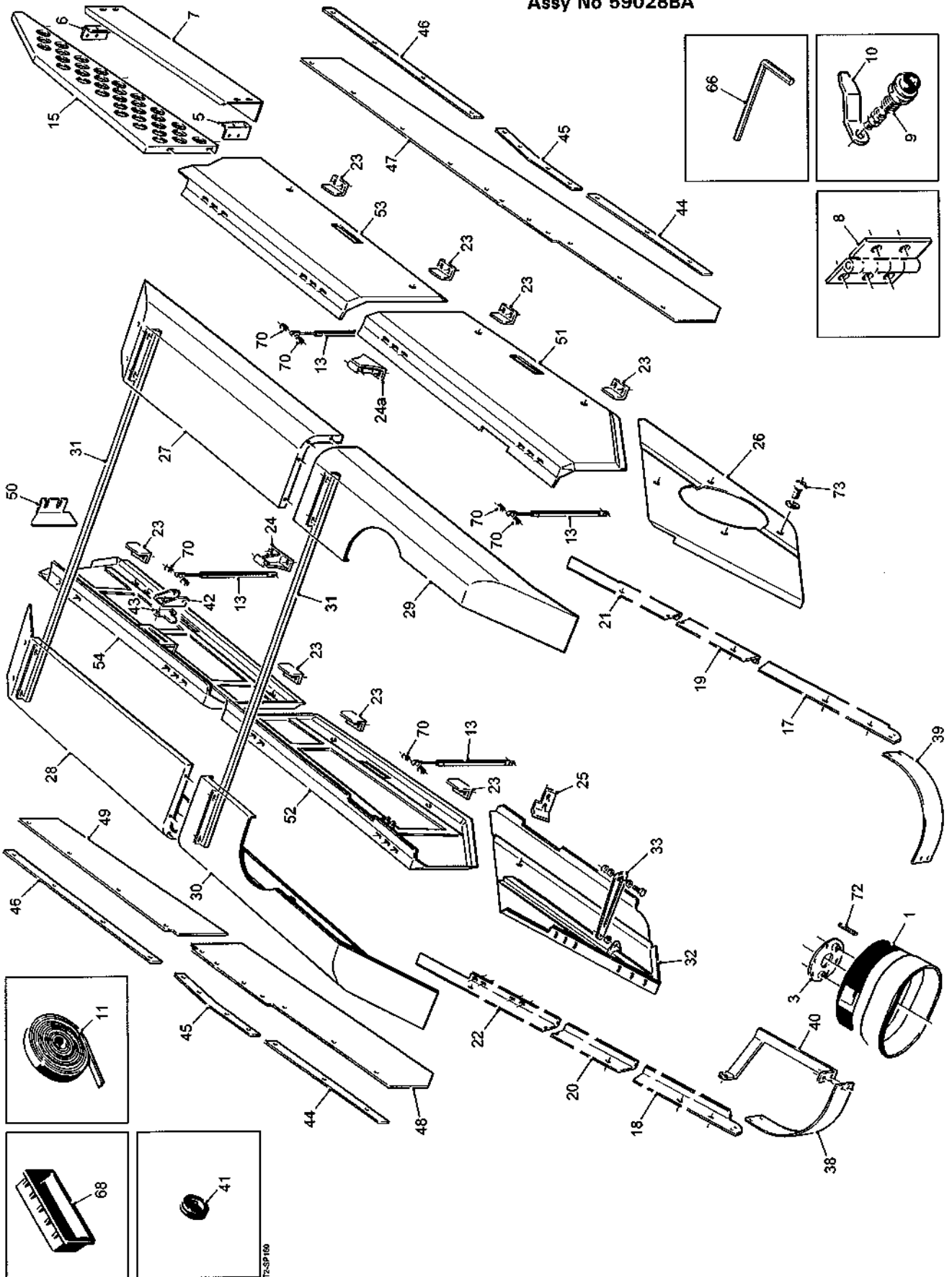
Item	Part No.	Description	Qty.	Remarks
54				
55	22015016/060	M16x60 Socket Head Cap Screw	16	
56	22123018/050	M18x50 Setscrew	12	
57				
58	22041024	M24 Nyloc Nut	8	
59	22012024/170	M24x170 Bolt	4	
60				
61	64005	Retaining Ring	1	
62				
63				
64	59745P	LH Wheel Assembly 560/60 R22.5	1	Mitas
	64095P	LH Wheel Assembly 550/60-22.5	1	
	64095NP	LH Wheel Assembly 550/60-22.5	1	Non-powered axle
65	62477	RH Wheel Assembly 420/70 R24	1	
	64096P	RH Wheel Assembly 550/60-22.5	1	
	64096NP	RH Wheel Assembly 550/60-22.5	1	Non-powered axle
66				
67				
68	62294	Stub Axle Assembly	2	Non-powered axle
		Hydraulic Components Consist Of:		
69	11125	3/8"BSP Dowty Seal	6	
70	11336	1/4"BSPx3/8"BSP M M Adaptor	6	
71	11337	1/4"BSP Dowty Seal	8	
72				
73	12316	1/4"BSP M M Adaptor	8	
74				
75	32474	1/4"BSP M F Compact 90°Adaptor	4	
76				
77	37199	1/4"BSP M M F Tee	2	
78				
79	41485	1/4"BSP Shut-Off Valve	2	
80				
81	32890	1/4"Hose Assembly (1500mm)	2	
82	60351	1/4"Hose Assembly (7350mm)	1	
83	60352	1/4"Hose Assembly (4000mm)	2	
84	60410	1/4"Hose Assembly (4900mm)	3	
85	60605	1/4"Hose Assembly (560mm)	2	
86	60606	1/4"Hose Assembly (8150mm)	1	
87	60596	1/4"Hose Assembly (4600mm)	1	
88				
89	62539	Valve Mounting Bracket	1	
90	62764	Pipe Clamp	3	
91	62401	Pipe Clamp	3	
92				
93	RPP500.202000	1/8"BSP Muffler	2	
94				
95	SS013009/020	Steel Spacer	3	

T2 SPARE PARTS

3.4

Machines from Serial No T2-168

Guards (machines with beam axle)
Assy No 59028BA



3.4a

T2 SPARE PARTS

Machines from Serial No T2-168

Guards (machines with beam axle)

Assy No 59028BA


Item	Part No.	Description	Qty.	Remarks
1	44216	Guard Cone	1	
2				
3	46637	Guard Cone Mounting Ring	1	
4				
5	59591	Front Mounting Angle	1	
6	59592	Rear Mounting Angle	1	
7	59593	Cross Web Guard (1125mm elevator)	1	
	59593A	Cross Web Guard (1300mm elevator)	1	
	59593B	Cross Web Guard (1500mm elevator)	1	
8	57195	Hinge	10	
9	57199	Lock Assembly	9	
10	57219	Guard Latch Arm	9	
11	57221	Foam Tape	1	
12				
13	58111	Gas Strut	4	
14				
15	59279	Cross Web Panel (1125mm elevator)	1	
	59864	Cross Web Panel (1300mm elevator)	1	
	59968	Cross Web Panel (1500mm elevator)	1	
16			1	
17	59299A	LH Front Pipe Cover	1	
18	59300A	RH Front Pipe Cover	1	
19	59301	LH Centre Pipe Cover	1	
20	59302	RH Centre Pipe Cover	1	
21	59303	LH Rear Pipe Cover	1	
22	59304	RH Rear Pipe Cover	1	
23	59306	Guard Latch Plate	8	
24	59321	Rear Gas Strut Anchor	1	
24a	59321	Rear Gas Strut Anchor	1	Chain drive Omega
	59321A	Rear Gas Strut Anchor	1	Direct drive Omega
25	59327	Guard Latch Plate	1	
26	59440	Oil Cooler Guard	1	
27	59552	LH Top Rear Guard	1	
28	59553	RH Top Rear Guard	1	
29	59554	LH Top Front Guard	1	
30	59555	RH Top Front Guard	1	
31	59572	Top Guard Tie	2	
32	59712	RH Cover Panel	1	
33	59713	Stay	1	
34				
35				
36				
37				
38	62627	RH Pipe Shield	1	
39	62627A	LH Pipe Shield	1	
40	62628	Pipe Shield Brace	1	
41	62791	Ø20 Grommet	2	For RH rear guard door
42	62805	Gas Strut Mounting	1	
43	62806	Gas Strut Mounting Back Plate	1	
44	62834	Clamp Strip (front)	2	
45	62835	Clamp Strip (middle)	2	
46	62837	Clamp Strip (rear)	1	

T2 SPARE PARTS**3.4b**

Machines from Serial No T2-168

Guards (machines with beam axle)**Assy No 59028BA**

Item	Part No.	Description	Qty.	Remarks
47	62838	LH Rubber Skirt	1	
48	62839	RH Rubber Skirt (front)	1	
49	62840	RH Rubber Skirt (front)	1	
50	62846	Guard Infill	1	
51	62955	LH Middle Guard Door	1	
52	62956	RH Middle Guard Door	1	
53	62957	LH Rear Guard Door	1	
54	62958	RH Rear Guard Door	1	
55				
56				
57				
58				
59				
60				
61				
62				
63				
64				
65				
66	-	M8 Guard Key	1	
67				
68	RPC658.300685	Door Pocket Pull	4	
69				
70	SS012010/016	Steel Spacer	8	
71				
72	22106012/065	M12x65 Stud	2	
73	22015010/025	M10x25 Socket Head Cap Screw	4	

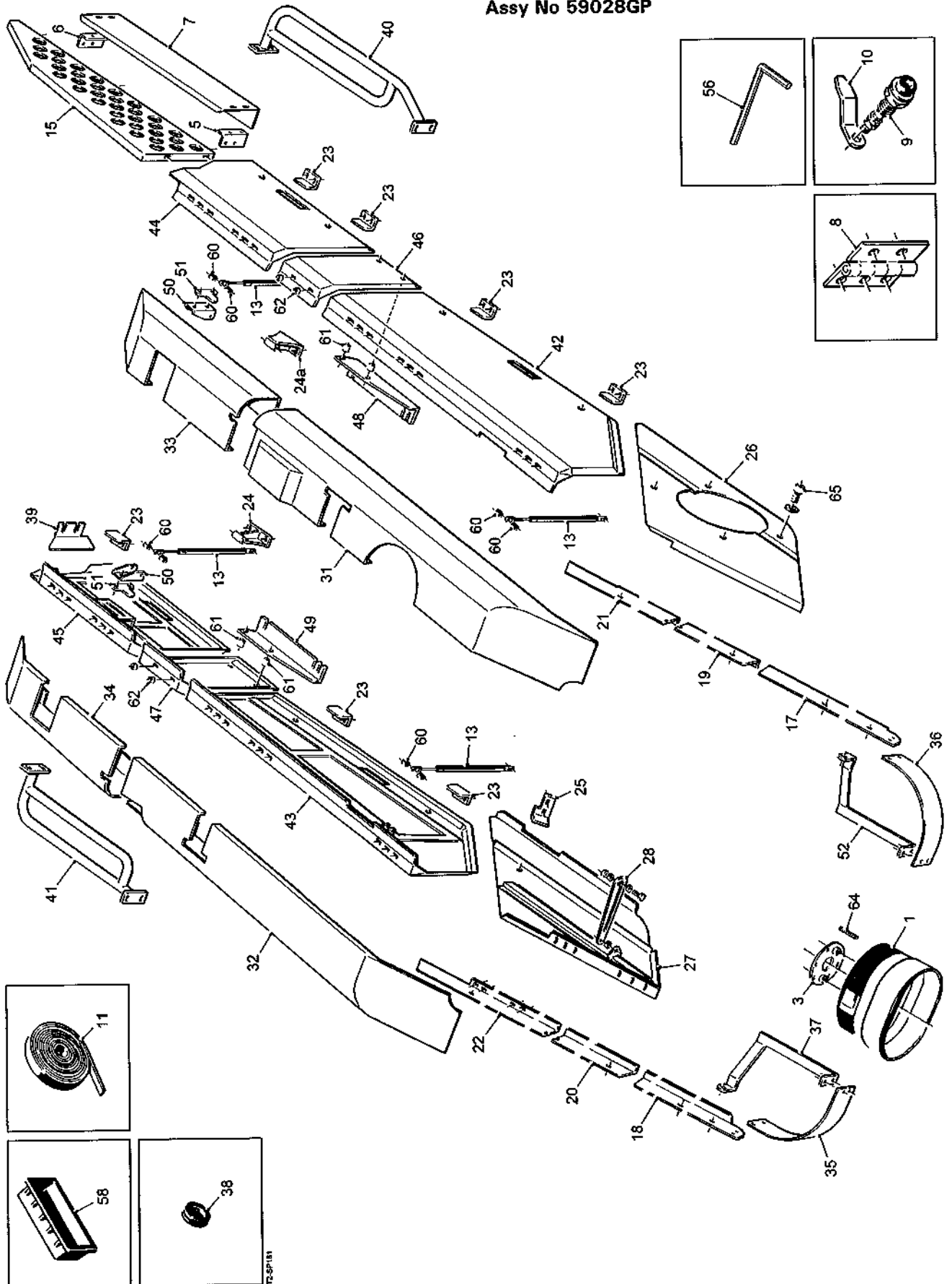


T2 SPARE PARTS

3.5

Machines from Serial No T2-168

Guards (machines with goal post axle)
Assy No 59028GP



3.5a

T2 SPARE PARTS

Machines from Serial No T2-168

Guards (machines with goal post axle)

Assy No 59028GP


Item	Part No.	Description	Qty.	Remarks
1	44216	Guard Cone	1	
2				
3	46637	Guard Cone Mounting Ring	1	
4				
5	59591	Front Mounting Angle	1	
6	59592	Rear Mounting Angle	1	
7	59593	Cross Web Guard (1125mm elevator)	1	
	59593A	Cross Web Guard (1300mm elevator)	1	
	59593B	Cross Web Guard (1500mm elevator)	1	
8	57195	Hinge	12	
9	57199	Lock Assembly	8	
10	57219	Guard Latch Arm	8	
11	57221	Foam Tape	1	
12				
13	58111	Gas Strut	4	
14				
15	59279	Cross Web Panel (1125mm elevator)	1	
	59864	Cross Web Panel (1300mm elevator)	1	
	59968	Cross Web Panel (1500mm elevator)	1	
16				
17	59299A	LH Front Pipe Cover	1	
18	59300A	RH Front Pipe Cover	1	
19	59301	LH Centre Pipe Cover	1	
20	59302	RH Centre Pipe Cover	1	
21	59303	LH Rear Pipe Cover	1	
22	59304	RH Rear Pipe Cover	1	
23	59306	Guard Latch Plate	7	
24	59321	Rear Gas Strut Anchor	1	
24a	59321	Rear Gas Strut Anchor	1	Chain drive Omega
	59321A	Rear Gas Strut Anchor	1	Direct drive Omega
25	59327	Guard Latch Plate	1	
26	59440	Oil Cooler Guard	1	
27	59712	RH Cover Panel	1	
28	59713	Stay	1	
29				
30				
31	62390	LH Top Front Guard	1	
32	62391	RH Top Front Guard	1	
33	62392	LH Top Rear Guard	1	
34	62393	RH Top Rear Guard	1	
35	62627	RH Pipe Shield	1	
36	62627A	LH Pipe Shield	1	
37	62628	Pipe Shield Brace	1	
38	62791	Ø20 Grommet	1	For RH rear guard door
39	62846	Guard Infill	1	
40	62920	LH Safety Rail	1	
41	62921	RH Safety Rail	1	
42	62959	LH Middle Guard Door	1	
43	62960	RH Middle Guard Door	1	
44	62961	LH Rear Guard Door	1	
45	62962	RH Rear Guard Door	1	
46	62964	LH Infill Panel	1	

T2 SPARE PARTS**3.5b**

Machines from Serial No T2-168

Guards (machines with goal post axle)**Assy No 59028GP**

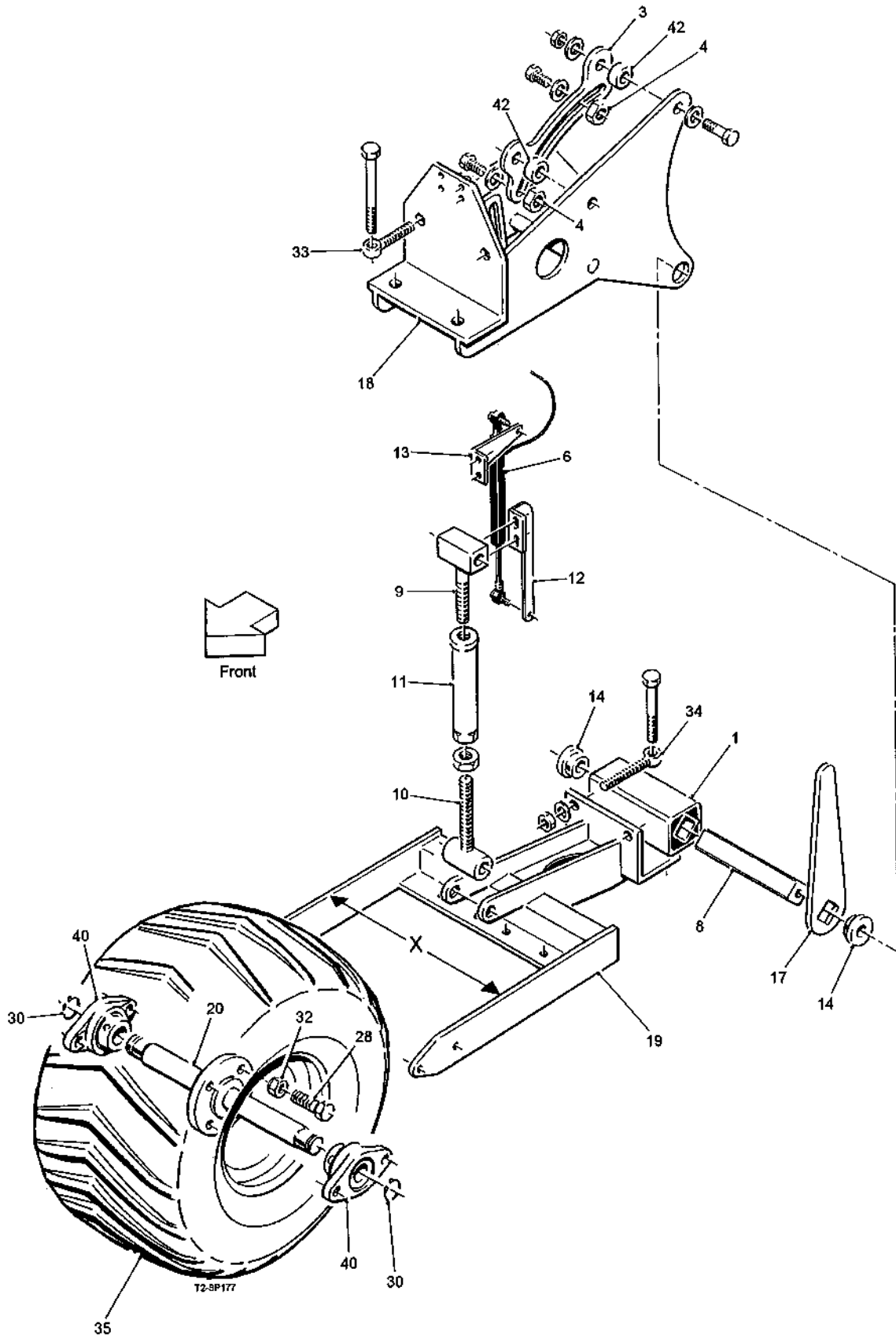
Item	Part No.	Description	Qty.	Remarks
47	62965	RH Infill Panel	1	
48	62968	LH Infill Mounting Bracket	1	Chain drive Omega
	62968A	LH Infill Mounting Bracket	1	Direct drive Omega
48	62969	RH Infill Mounting Bracket	1	
50	62805	Gas Strut Mounting	2	
51	62806	Gas Strut Mounting Backplate	2	
52	62628A	Pipe Shield Brace	1	
53				
54				
55				
56	-	M8 Guard Key	1	
57				
58	RPC658.300685	Door Pocket Pull	4	
59				
60	SS012010/016	Steel Spacer	8	
61	SS016009/022	Steel Spacer	a/r	
62	SS016009/010	Steel Spacer	4	
63				
64	22106012/065	M12x65 Stud	2	
65	22015010/025	M10x25 Socket Head Cap Screw	4	



Machines from Serial No T2-168

Rubber Depth Roller Assemblies

Assy No 59003



4.1a

T2 SPARE PARTS

Machines from Serial No T2-168

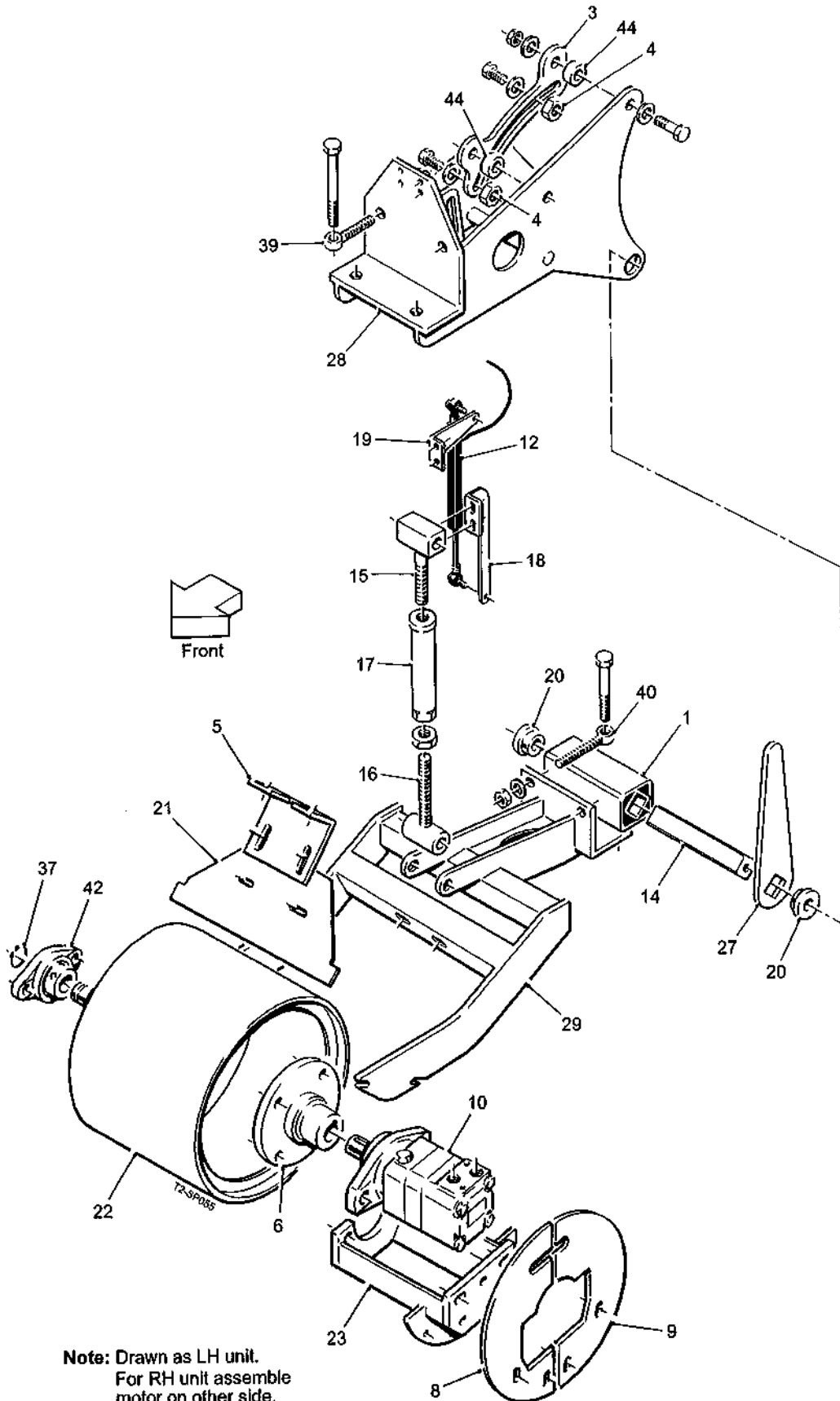
Rubber Depth Roller Assemblies

Assy No 59003

Item	Part No.	Description	Qty.	Remarks
1	42054	Mounting Bush	2	
2				
3	46107	Reaction Quadrant	2	
4	46108	Reaction Stop	4	
5				
6	55122	Sensor	2	
7				
8	56267	Pivot Bar	2	
9	56269	Adjuster LH	2	
10	56270	Adjuster RH	2	
11	56271	Adjuster Tube	2	
12	56272	Sensor Bracket	2	
13	56273	Sensor Mounting	2	
14	56274	Top Hat Spacer	4	
15				
16				
17	59249	Adjuster Plate	2	
18	59250	Mounting	2	
19	59251	Arm (wide)	2	X = 420mm
	59527	Arm (narrow)	2	X = 323mm
20	59252	Depth Wheel Shaft (wide)	2	
	59528	Depth Wheel Shaft (narrow)	2	
21				
22				
23				
24				
25				
26				
27				
28	22108014/045	M14x45 Set Screw	8	
29				
30	PS843	Ø25 External Circlip	4	
31				
32	RPC655.309696	M14 Wheel Nut	8	
33	RPF120.116095	M16x95 Eyebolt	4	
34	RPF120.116115	M16x115 Eyebolt	4	
35	RPGMRPB93.08125	22x11-8 Wheel Complete	2	
36				
37				
38				
39				
40	SFT25A	Bearing	4	
41				
42	SS040018/016	Steel Spacer	4	

Machines from Serial No T2-168

Powered Depth Roller Assemblies Assy No 59004



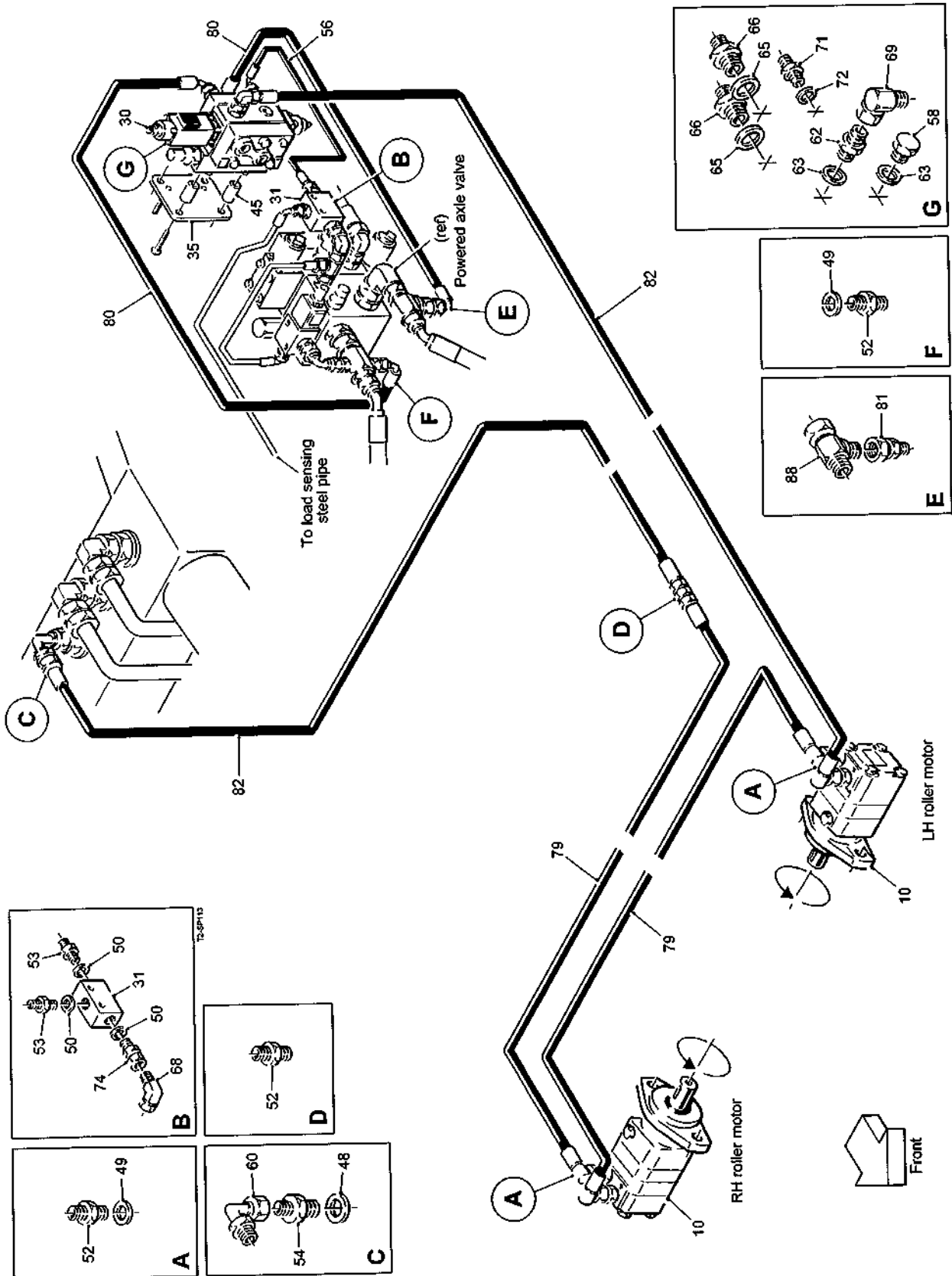
4.2a

T2 SPARE PARTS

Machines from Serial No T2-168

Powered Depth Roller Assemblies

Assy No 59004



T2 SPARE PARTS**4.2b**

Machines from Serial No T2-168

Powered Depth Roller Assemblies**Assy No 59004**

Item	Part No.	Description	Qty.	Remarks
1	42054	Mounting Bush	2	
2				
3	46107	Reaction Quadrant	2	
4	46108	Reaction Stop	4	
5	46521	Scraper Mounting	2	
6	46605	Motor Flange	2	
7				
8	51035	Front Shield	2	
9	51036	Rear Shield	2	
10	51847	Hydraulic Motor	2	
11				
12	55122	Sensor	2	
13				
14	56267	Pivot Bar	2	
15	56269	Adjuster LH	2	
16	56270	Adjuster RH	2	
17	56271	Adjuster Tube	2	
18	56272	Sensor Bracket	2	
19	56273	Sensor Mounting	2	
20	56274	Top Hat Spacer	4	
21	56322	Scraper	2	
22	56455	Plain Depth Roller	2	
23	56629	Motor Mounting	2	
24				
25				
26				
27	59249	Adjuster Plate	2	
28	59250	Mounting	2	
29	59583	Roller Arm	2	
30	59643	Hydraulic Valve Section	1	
31	59644	1/4"BSP Shuttle Valve	1	
32				
33				
34				
35	64181	Adaptor Plate	1	
36				
37	RH56	Ø30 External Circlip	2	
38				
39	RPF120.116095	M16x95 Eyebolt	4	
40	RPF120.116115	M16x115 Eyebolt	4	
41				
42	SFT30A	Bearing	2	
43				
44	SS040018/016	Steel Spacer	4	
45	SS025011/050	Steel Spacer	4	
46				
47				
48	11122	1"BSP Dowty Seal	1	
49	11124	1/2"BSP Dowty Seal	5	
50	11337	1/4"BSP Dowty Seal	3	
51				
52	12315	1/2"BSP M M Adaptor	6	
53	12316	1/4"BSP M M Adaptor	2	
54	12521	1/2"BSPx1"BSP M M Adaptor	1	
55				

4.2c

T2 SPARE PARTS

Machines from Serial No T2-168

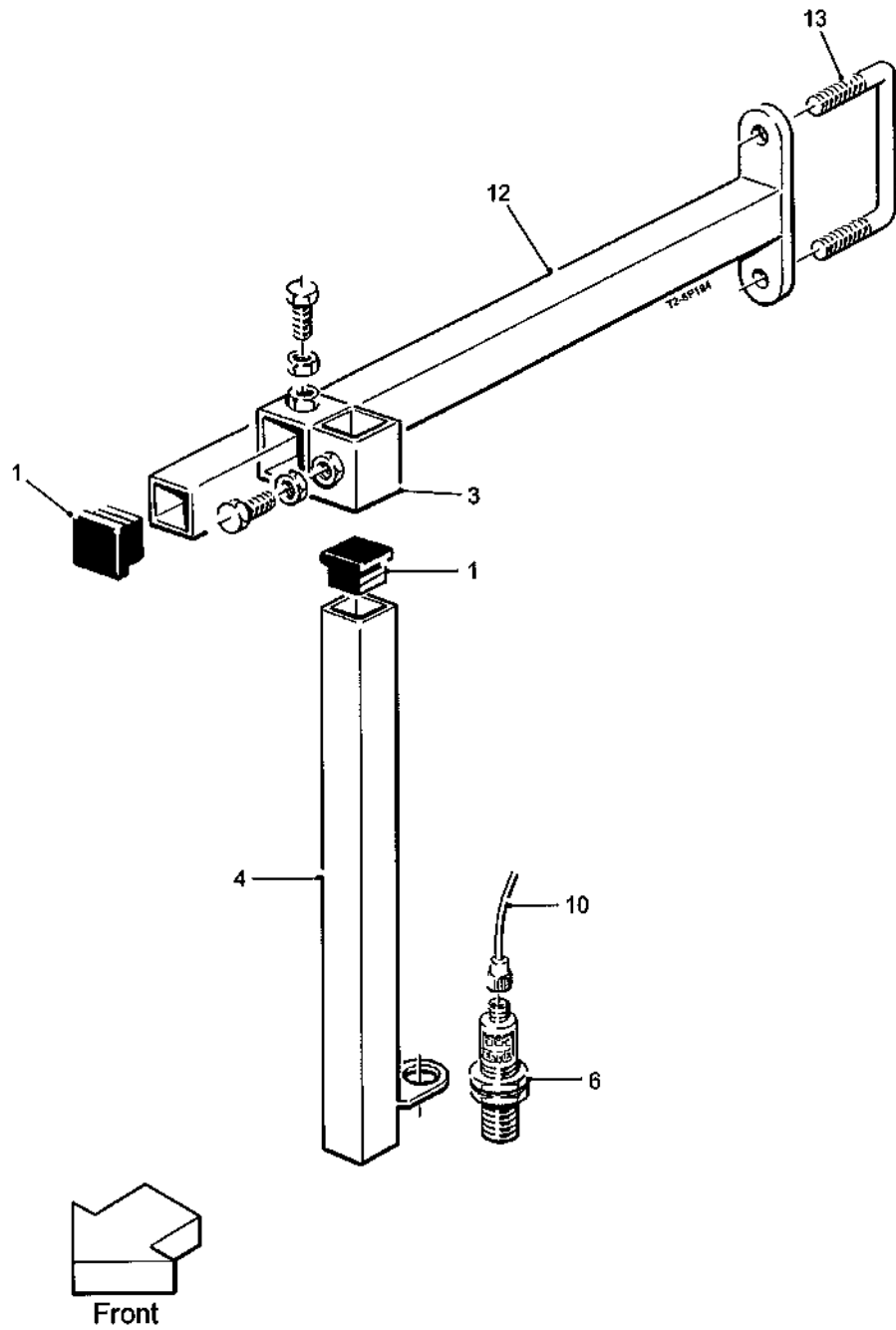
Powered Depth Roller Assemblies

Assy No 59004

Item	Part No.	Description	Qty.	Remarks
56	13187	1/4"Hose Assembly (700mm)	1	
57				
58	16454	M18 Blanking Plug	1	
59				
60	26086	1/2"BSP MF Swept 90°Adaptor	1	
61				
62	27459	M18x1/2"BSP M M Adaptor	1	
63	27461	M18 Dowty Seal	2	
64				
65	31167	M22 Dowty Seal	2	
66	31168	M22x1/2"BSP M M Adaptor	2	
67				
68	32474	1/4"BSP MF Compact 90°Adaptor	1	
69	32475	1/2"BSP MF Compact 90°Adaptor	1	
70				
71	44207	M14x1/4"BSP M M Adaptor	1	
72	44208	M14 Dowty Seal	1	
73				
74	46724	1/4"BSP Mx1/4"BSPF Swivel Adaptor	1	
75				
76				
77				
78				
79	60327	1/2"Hose Assembly (3000mm)	2	
80	60438	1/2"Hose Assembly (600mm)	2	
81	60544	1/2"BSP Mx1"BSP F Swivel Adaptor	1	
82	-	1/2"Hose Assembly (***mm)	2	
83				
84				
85				
86				
87				
88	RPH724.111616	1"BSP F M M Tee	1	

Machines from Serial No T2-168

Ultrasonic Depth Control
Assy No 62931



4.3a**T2 SPARE PARTS**

Machines from Serial No T2-168

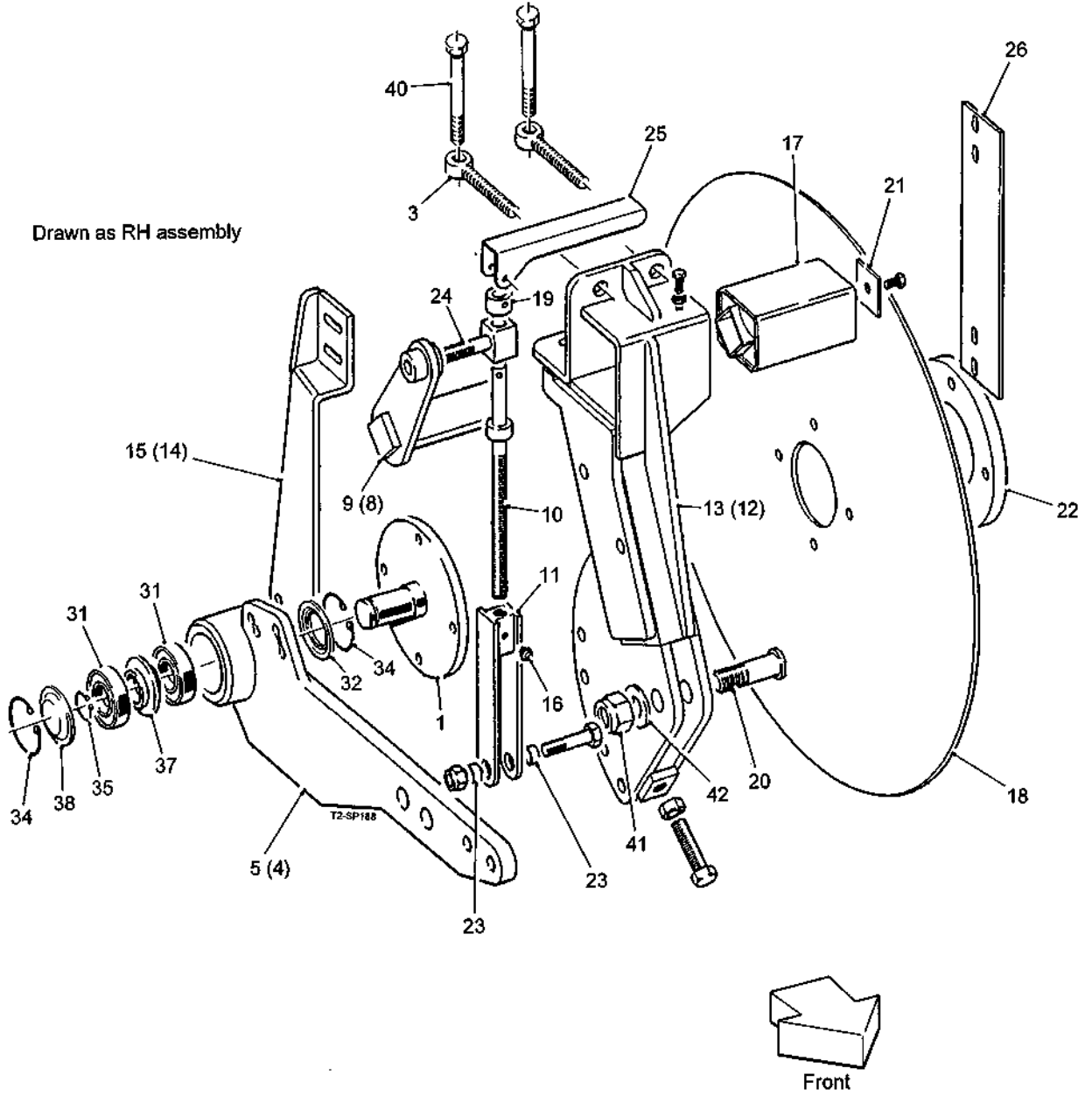
Ultrasonic Depth Control

Assy No 62931

Item	Part No.	Description	Qty.	Remarks
1	27159	40x40 Plastic Insert	4	
2				
3	52530	Depth Control Mounting	2	
4	54924	Sensor Leg	2	
5				
6	62767	Ultrasonic Sensor	2	
7				
8				
9				
10	JK63720/2	Sensor Cable Straight (5m)	2	
11				
12	RPS1097	Support Arm	2	
13	RPS1099	M12 'U' Bolt	2	

Machines from Serial No T2-168

Disc Coultter Assemblies



4.4a

T2 SPARE PARTS

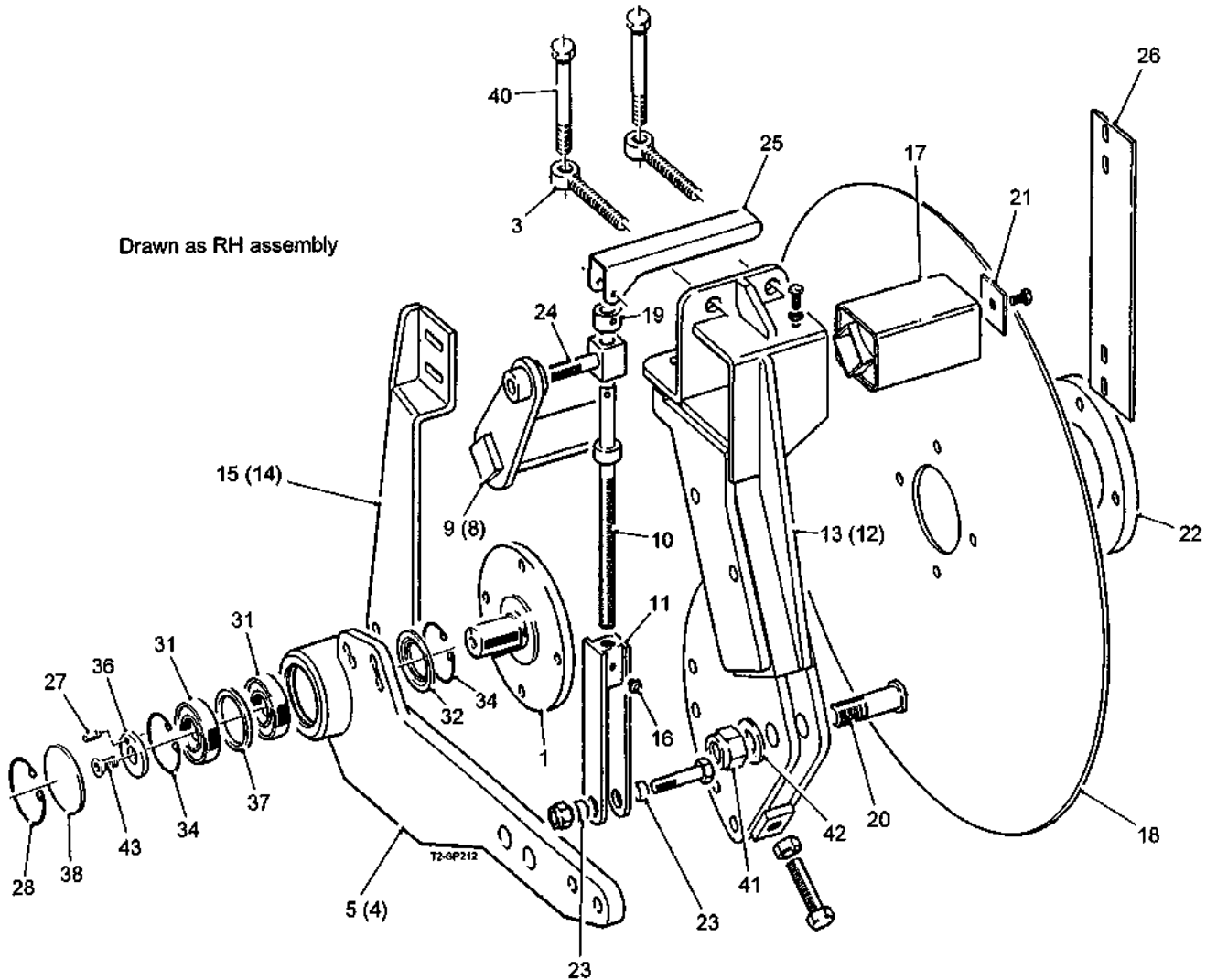
Machines from Serial No T2-168

Disc Coulter Assemblies

Item	Part No.	Description	Qty.	Remarks
1	56293	Disc Spindle	1	
2				
3	RPF120.116095	Eyebolt	2	
4	56620	LH Disc Arm (not shown)	1	
5	56621	RH Disc Arm	1	
6				
7				
8	RPA610.301509	LH Disc Torsion Arm (not shown)	1	
9	RPA610.302189	RH Disc Torsion Arm	1	
10	RPA610.301512	Disc Adjuster Spindle	1	
11	RPA610.301513	Block Adjuster	1	
12	RPA610.301530	LH Disc Mounting Arm (not shown)	1	
13	RPA610.301531	RH Disc Mounting Arm	1	
14	RPA610.301534	Scraper Mounting LH (not shown)	1	
15	RPA610.301535	Scraper Mounting RH	1	
16	RPC648.081250	M8 Straight Grease Nipple	2	
17	RPGMRP084.00001	Rubber Torsion Unit	1	
18	RPM120.300251	Plain Disc (Ø740mm)	1	Option
	RPGM089.00018	Plain Disc (Ø645mm)	1	Option
	RPGMRP089.01829	Serrated Disc	1	Option
19	RPM114.301502	Collar	1	
20	RPM146.303752	Pivot Pin	1	
21	RPM152.303434	Retainer	1	
22	RPM152.308652	Retainer	1	
23	RPM172.301506	Sleeve	2	
24	RPM178.301500	Spigot	1	
25	RPM226.301510	Handle	1	
26	RPW240.303093	Disc Scraper	1	
27				
28				
29				
30				
31	6009RS	Bearing	2	
32	6009ZJV	Nilos Ring	1	
33				
34	W0116	Ø75 Internal Circlip	2	
35	W0117	Ø45 External Circlip	1	
36				
37	59711	Steel Spacer	1	
38	2000703003	Dust Cap	1	
39				
40	22012016/150	M16x150 Bolt	2	
41	22041024	M24 Nyloc Nut	1	
42	22046024C	M24 Flat Washer	1	

Machines from Serial No T2-195

Disc Coulter Assemblies



4.4a

T2 SPARE PARTS

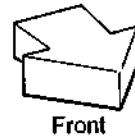
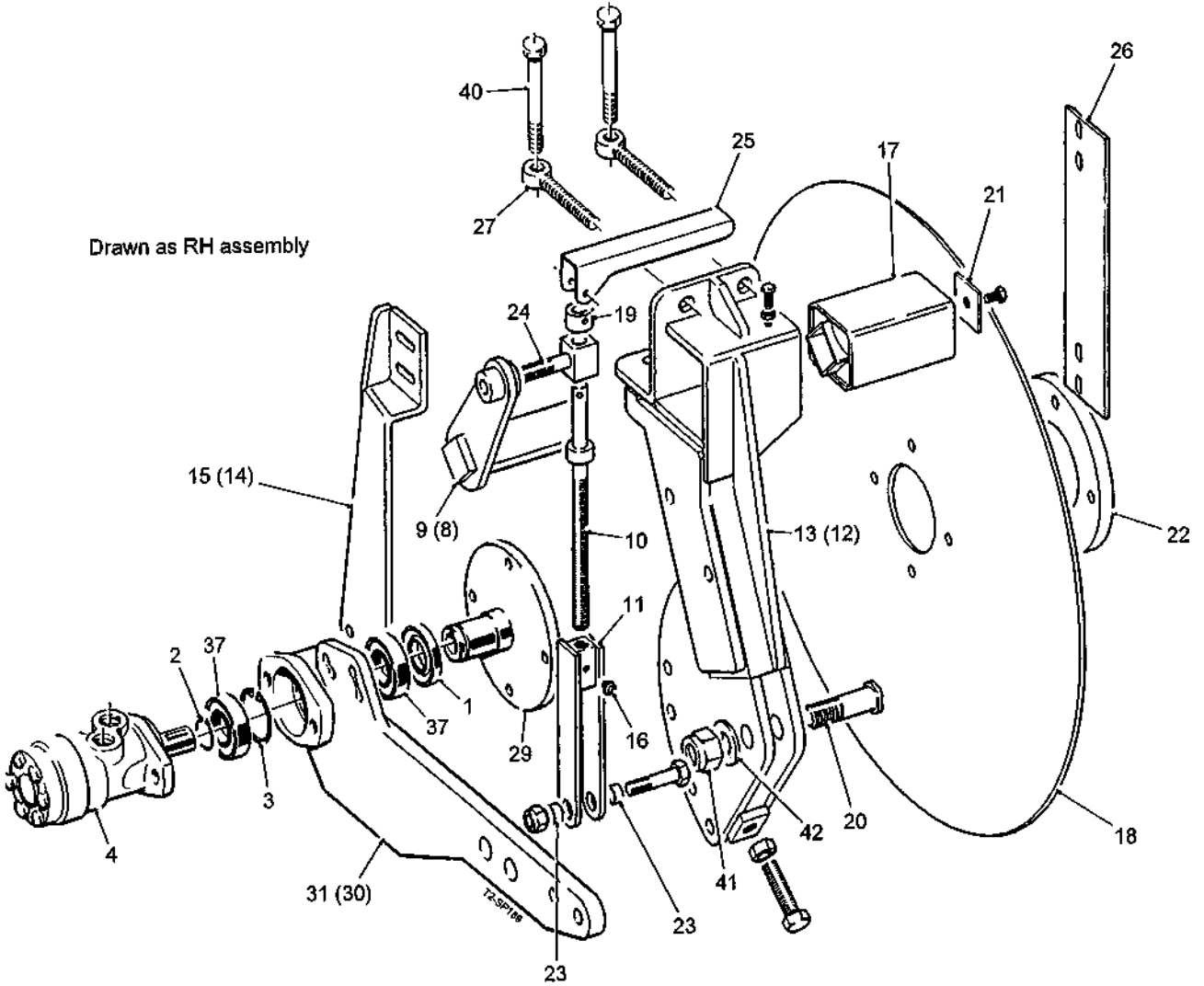
Machines from Serial No T2-195

Disc Coulter Assemblies

Item	Part No.	Description	Qty.	Remarks
1	64210	Disc Spindle	1	
2				
3	RPF120.116095	Eyebolt	2	
4	64187	LH Disc Arm (not shown)	1	
5	64188	RH Disc Arm	1	
6				
7				
8	RPA610.301509	LH Disc Torsion Arm (not shown)	1	
9	RPA610.302189	RH Disc Torsion Arm	1	
10	RPA610.301512	Disc Adjuster Spindle	1	
11	RPA610.301513	Block Adjuster	1	
12	RPA610.301530	LH Disc Mounting Arm (not shown)	1	
13	RPA610.301531	RH Disc Mounting Arm	1	
14	RPA610.301534	Scraper Mounting LH (not shown)	1	
15	RPA610.301535	Scraper Mounting RH	1	
16	RPC648.081250	M8 Straight Grease Nipple	2	
17	RPGMRP084.00001	Rubber Torsion Unit	1	
18	RPM120.300251	Plain Disc (Ø740mm)	1	Option
	RPGM089.00018	Plain Disc (Ø645mm)	1	Option
	RPGMRP089.01829	Serrated Disc	1	Option
19	RPM114.301502	Collar	1	
20	RPM146.303752	Pivot Pin	1	
21	RPM152.303434	Retainer	1	
22	RPM152.308652	Retainer	1	
23	RPM172.301506	Sleeve	2	
24	RPM178.301500	Spigot	1	
25	RPM226.301510	Handle	1	
26	RPW240.303093	Disc Scraper	1	
27	RPF222.060016	Pin	1	
28	46564	Ø90 Internal Circlip	1	
29				
30				
31	72092RS	Bearing	2	
32	6209ZJV	Nilos Ring	1	
33				
34	W0554	Ø85 Internal Circlip	2	
35				
36	64211	Washer	1	
37	64189	Bearing Spacer	1	
38	64190	Dust Cap	1	
39				
40	22012016/150	M16x150 Bolt	2	
41	22041024	M24 Nyloc Nut	1	
42	22046024C	M24 Flat Washer	1	
43	22016012/030	M12x30 CSK Setscrew	1	

Machines from Serial No T2-168

Powered Disc Coulter Assemblies

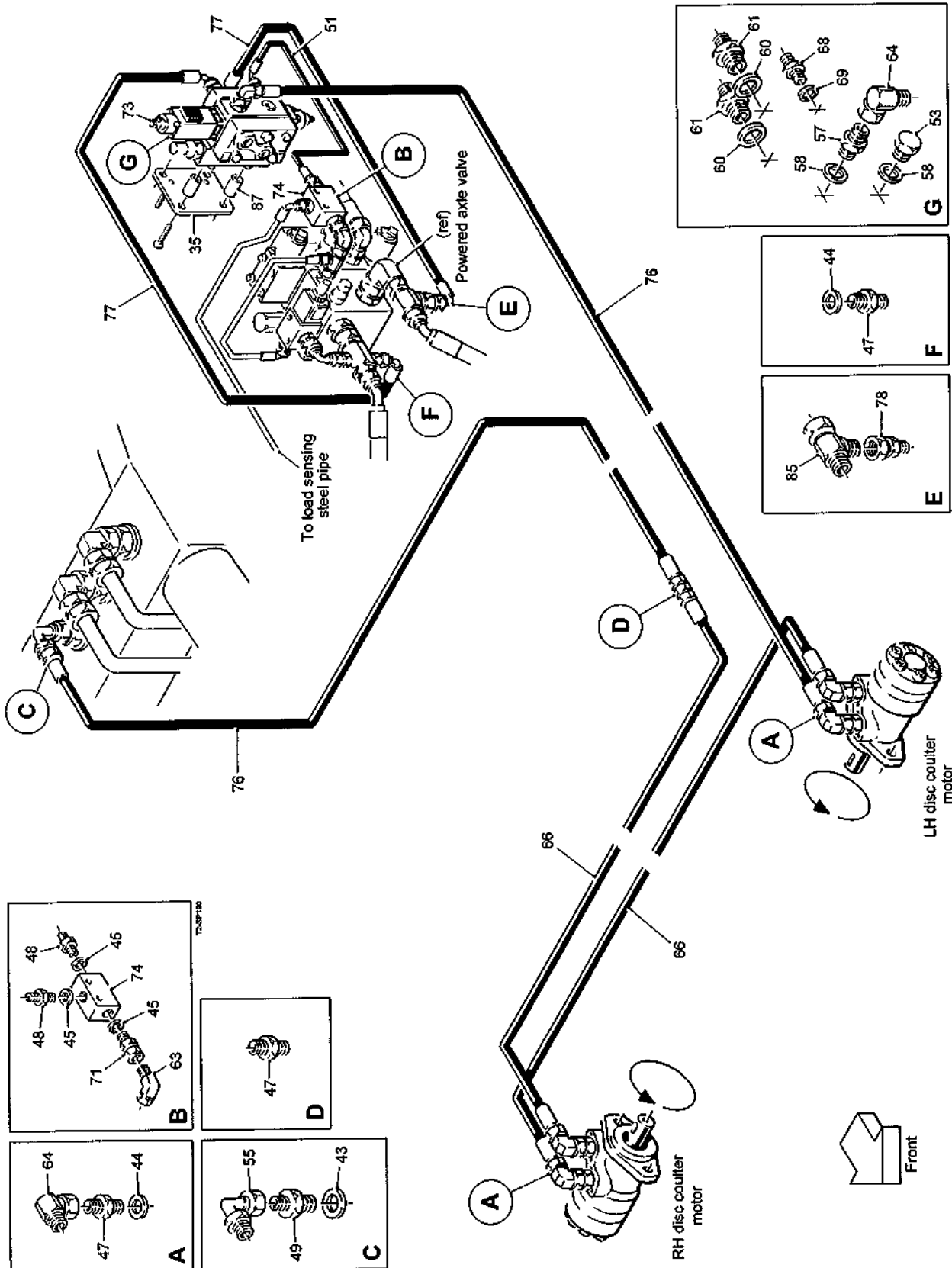


4.5a

T2 SPARE PARTS

Machines from Serial No T2-168

Powered Disc Coultter Assemblies



T2 SPARE PARTS

4.5b

Machines from Serial No T2-168

Powered Disc Coulter Assemblies

Item	Part No.	Description	Qty.	Remarks
1	46546	Oil Seal	1	
2	46563	Ø55 External Circlip	1	
3	46564	Ø90 Internal Circlip	1	
4	46855	Hydraulic Motor	1	
5				
6				
7				
8	RPA610.301509	LH Disc Torsion Arm (not shown)	1	
9	RPA610.302189	RH Disc Torsion Arm	1	
10	RPA610.301512	Disc Adjuster Spindle	1	
11	RPA610.301513	Block Adjuster	1	
12	RPA610.301530	LH Disc Mounting Arm (not shown)	1	
13	RPA610.301531	RH Disc Mounting Arm	1	
14	RPA610.301534	Scraper Mounting LH (not shown)	1	
15	RPA610.301535	Scraper Mounting RH	1	
16	RPC648.081250	M8 Straight Grease Nipple	2	
17	RPGMRP084.00001	Rubber Torsion Unit	1	
18	RPM120.300251	Plain Disc (Ø740mm)	1	Option
	RPGM089.00018	Plain Disc (Ø645mm)	1	Option
	RPGMRP089.01829	Serrated Disc	1	Option
19	RPM114.301502	Collar	1	
20	RPM146.303752	Pivot Pin	1	
21	RPM152.303434	Retainer	1	
22	RPM152.308652	Retainer	1	
23	RPM172.301506	Sleeve	2	
24	RPM178.301500	Spigot	1	
25	RPM226.301510	Handle	1	
26	RPW240.303093	Disc Scraper	1	
27	RPF120.116095	Eyebolt	2	
28				
29	RPS1123	Disc Spindle	1	
30	RPS1124	LH Disc Arm (not shown)	1	
31	RPS1125	RH Disc Arm	1	
32				
33				
34				
35	64181	Adaptor Plate	1	
36				
37	6011RS	Bearing	2	
38				
39				
40	22012016/150	M16x150 Bolt	2	
41	22041024	M24 Nyloc Nut	1	
42	22046024C	M24 Flat Washer	1	
		Hydraulic Components Consist Of:		
43	11122	1"BSP Dowty Seal	1	
44	11124	1/2"BSP Dowty Seal	5	
45	11337	1/4"BSP Dowty Seal	3	
46				
47	12315	1/2"BSP M M Adaptor	6	
48	12316	1/4"BSP M M Adaptor	2	
49	12521	1/2"BSPx1"BSP M M Adaptor	1	

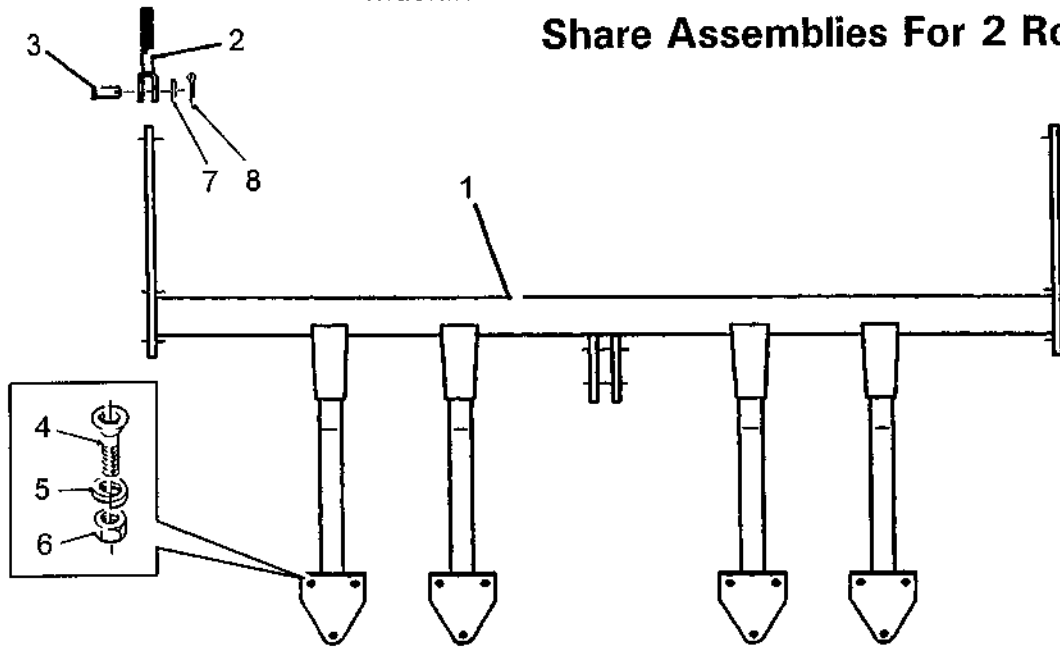
Machines from Serial No T2-168

Powered Disc Coulter Assemblies

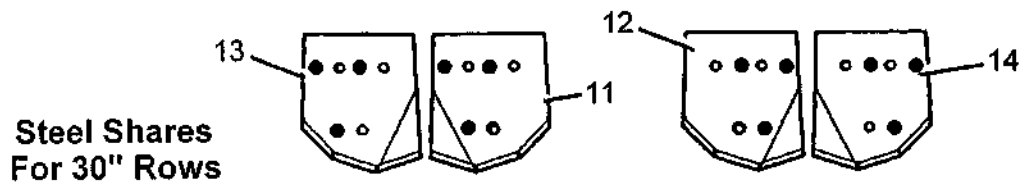
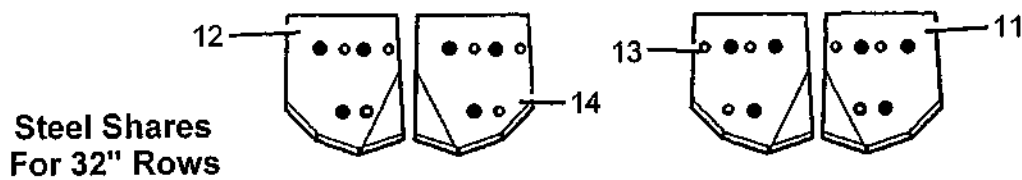
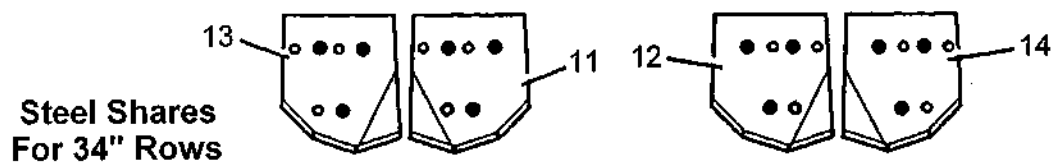
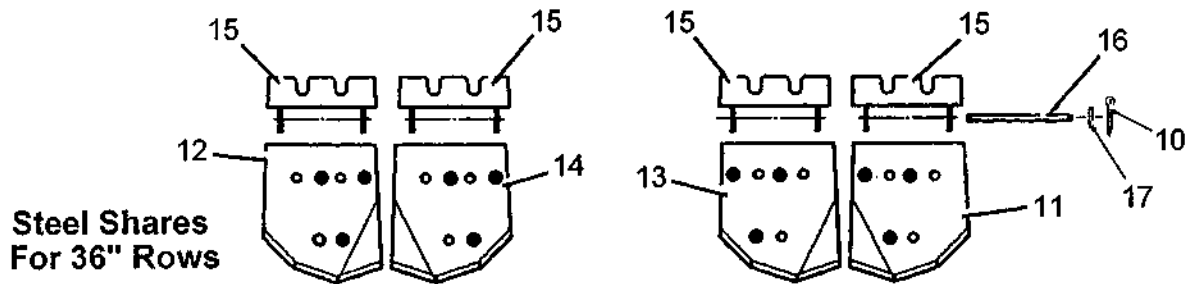
Item	Part No.	Description	Qty.	Remarks
50				
51	13187	1/4"Hose Assembly (700mm)	1	
52				
53	16454	M18 Blanking Plug	1	
54				
55	26086	1/2"BSP MF Swept 90°Adaptor	1	
56				
57	27459	M18x1/2"BSP M M Adaptor	1	
58	27461	M18 Dowty Seal	2	
59				
60	31167	M22 Dowty Seal	2	
61	31168	M22x1/2"BSP M M Adaptor	2	
62				
63	32474	1/4"BSP MF Compact 90°Adaptor	1	
64	32475	1/2"BSP MF Compact 90°Adaptor	5	
65				
66	43210	1/2"Hose Assembly (3100mm)	2	
67				
68	44207	M14x1/4"BSP M M Adaptor	1	
69	44208	M14 Dowty Seal	1	
70				
71	46724	1/4"BSP Mx1/4"BSPF Swivel Adaptor	1	
72				
73	59643	Control Valve	1	
74	59644	1/4"BSP Shuttle Valve	1	
75				
76	60395	1/2"Hose Assembly (5200mm)	2	
77	60438	1/2"Hose Assembly (600mm)	2	
78	60544	1/2"BSP Mx1"BSP F Swivel Adaptor	1	
79				
80				
81				
82				
83				
84				
85	RPH724.111616	1"BSP F M M Tee	1	
86				
87	SS025011/050	Steel Spacer	4	

Machines from Serial No T2-168

Share Assemblies For 2 Row Work



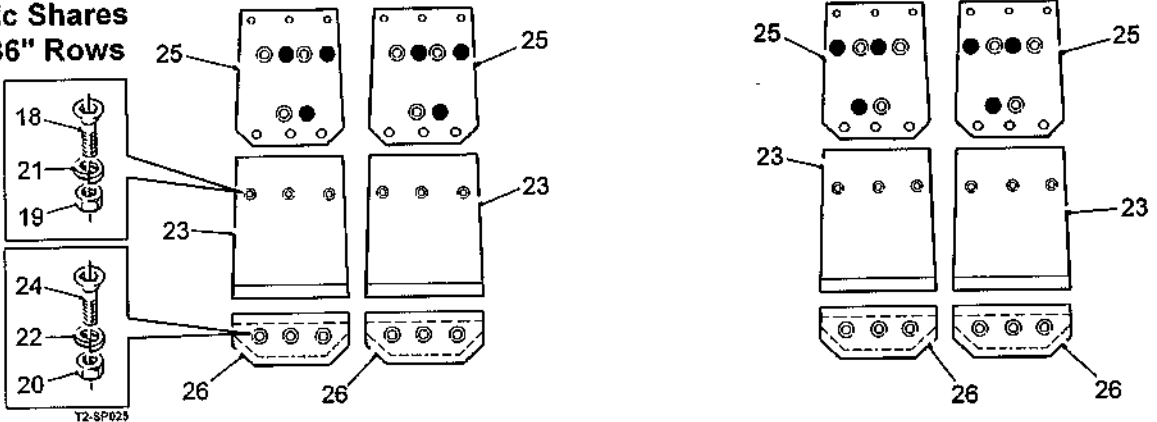
T2-SP023



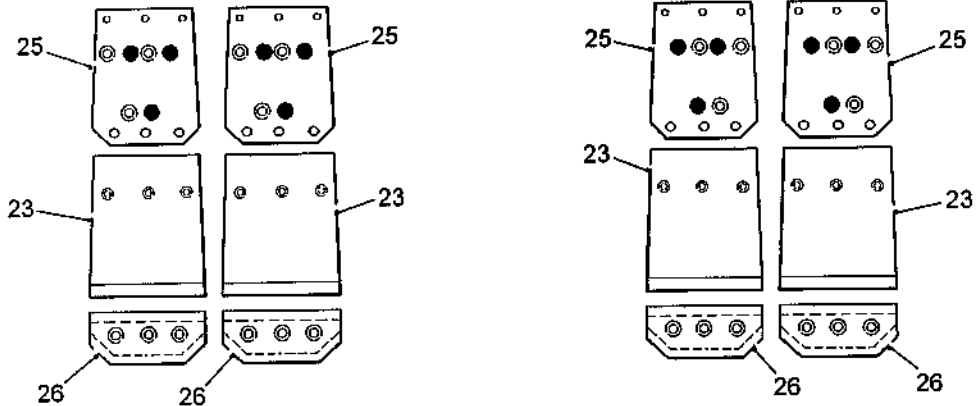
Machines from Serial No T2-168

Share Assemblies For 2 Row Work

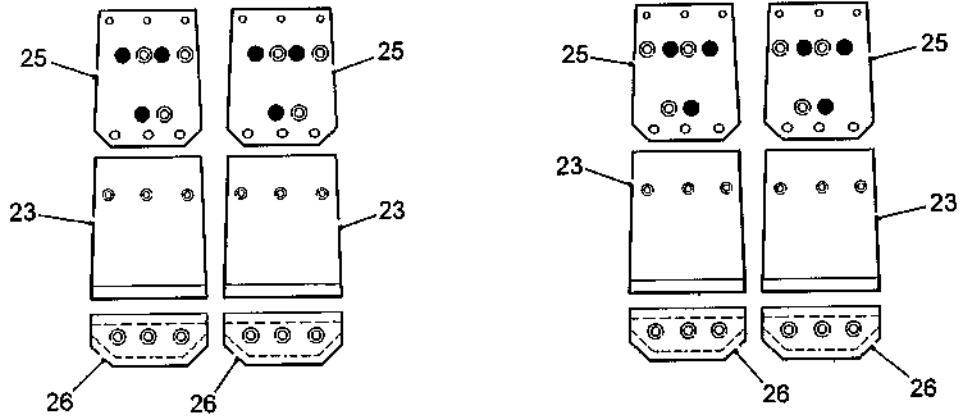
Plastic Shares For 36" Rows



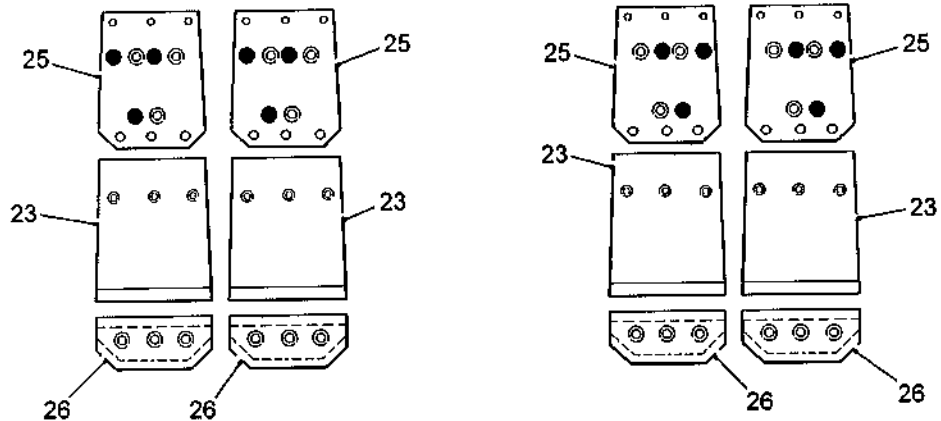
Plastic Shares For 34" Rows



Plastic Shares For 32" Rows



Plastic Shares For 30" Rows




T2 SPARE PARTS

4.6b

Machines from Serial No T2-168

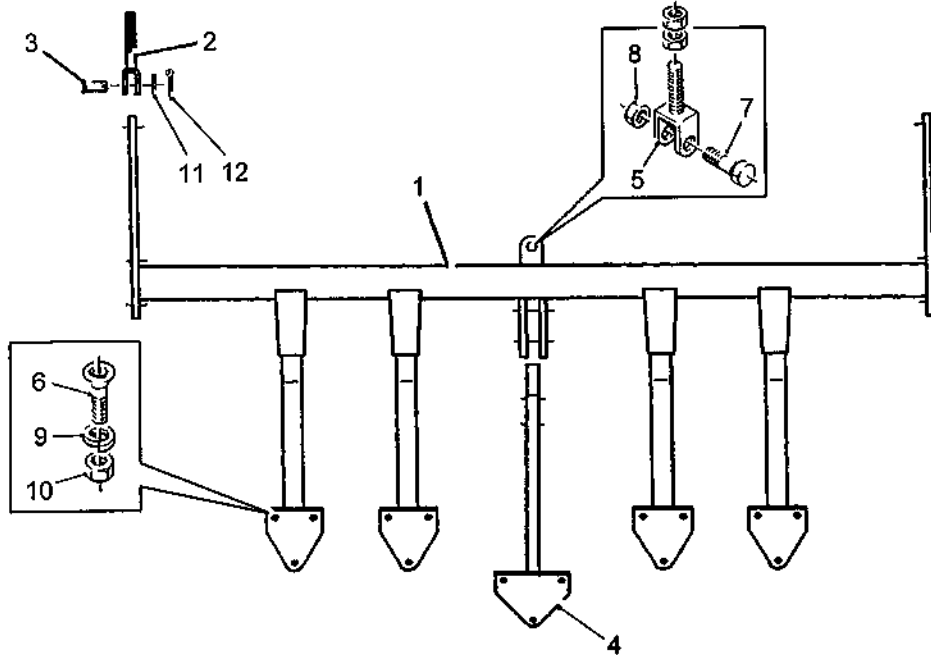
Shares Assemblies For 2 Row Work

Item	Part No.	Description	Qty.	Remarks
1	RPA610.308517	Share Bar	1	
2	RPGM100.03729	Adjuster Clevis	2	
3	RPM146.304702	Retaining Pin	2	
4	22016012/030	M12x30 CSK Socket Head Screw	12	Steel shares only
	22016012/040	M12x40 CSK Socket Head Screw	12	Plastic shares only
5	22052012	M12 Spring Washer	12	
6	22029012	M12 Full Nut	12	
7	22046020C	M20 Flat Washer	2	
8	22078005/040	Ø5x40 Split Pin	2	
9				
		Steel Shares Consist Of:		
10	22078004/022	Ø4x22 Split Pin	8	
11	RPA610.300671	Share Blade	1	
12	RPA610.300672	Share Blade	1	
13	RPA610.300692	Share Blade	1	
14	RPA610.300693	Share Blade	1	
15	RPA610.310448	Stone Flap	4	
16	RPM146.300673	Pivot Pin	4	
17	22046012C	M12 Flat Washer	8	
		Plastic Shares Consist Of:		
18	22016008/040	M8x40 CSK Socket Head Screw	12	
19	22029008	M8 Full Nut	12	
20	22029012	M12 Full Nut	24	
21	22052008	M8 Spring Washer	12	
22	22052012	M12 Spring Washer	24	
23	RPC730.308943	Plastic Share Blade	4	
24	22016012/040	M12x40 CSK Socket Head Screw	24	
25	RPM226.308941	Steel Profile	4	
26	RPW242.308942	Share Tip	4	
27				

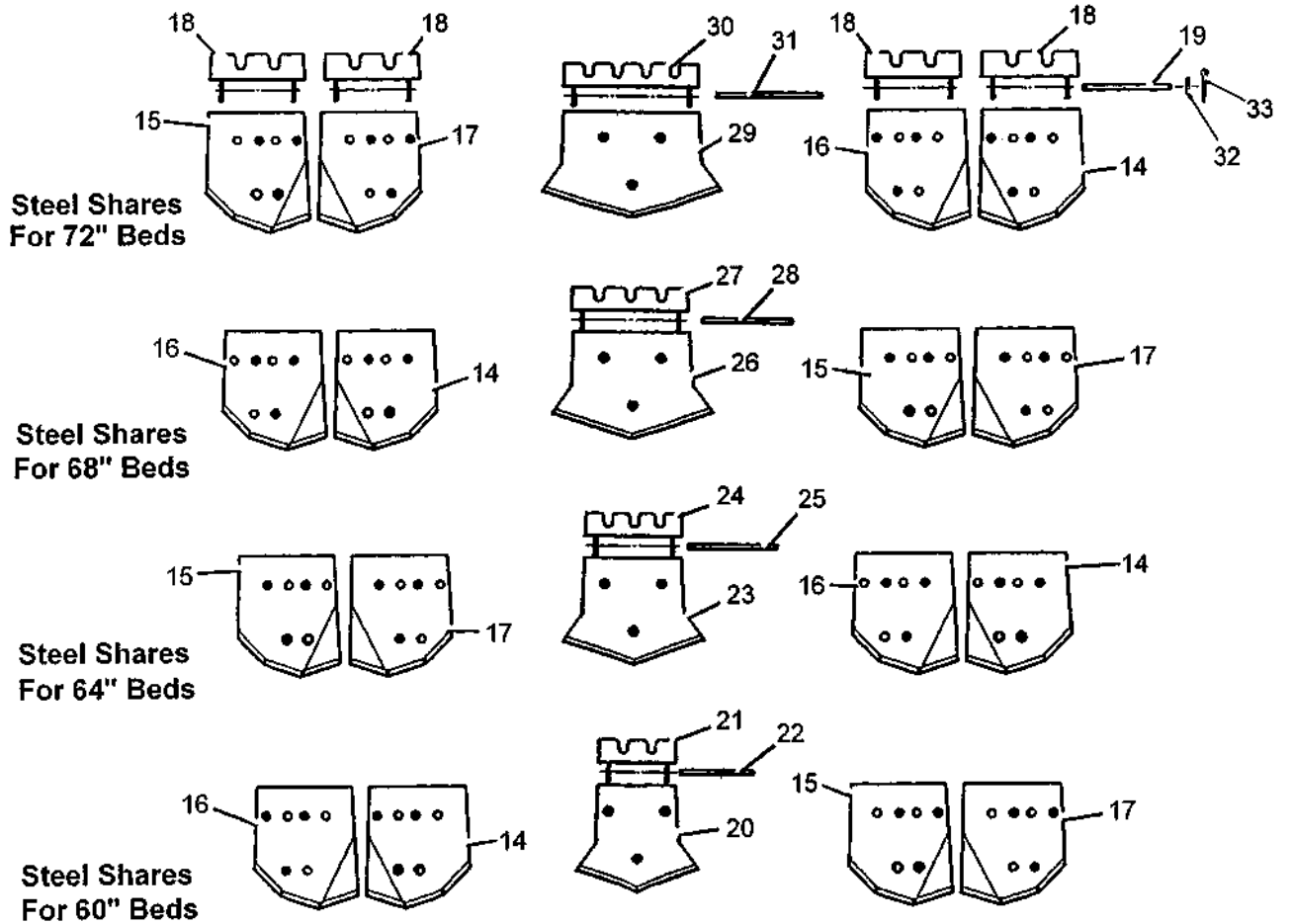


Machines from Serial No T2-168

Share Assemblies For Bed Work



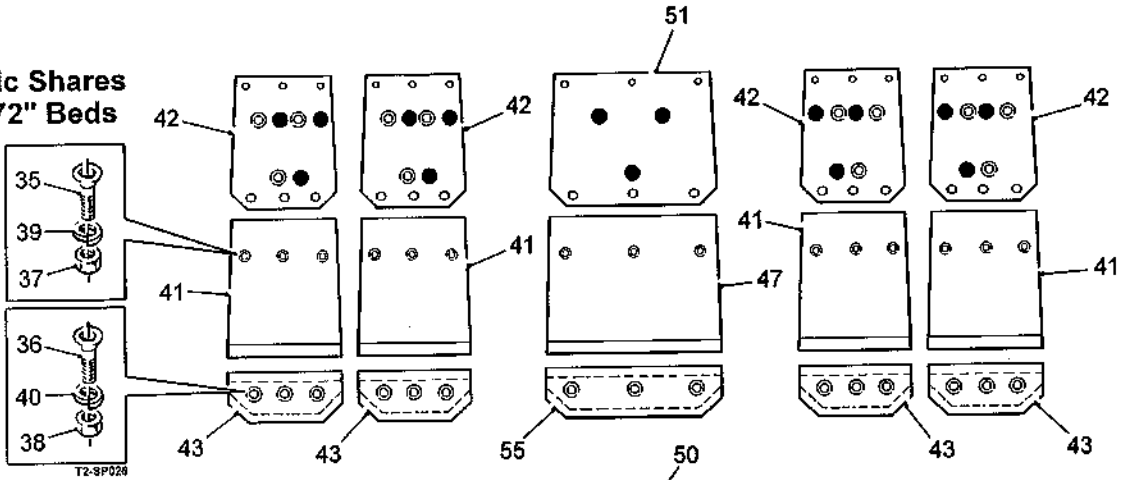
T2-SP024



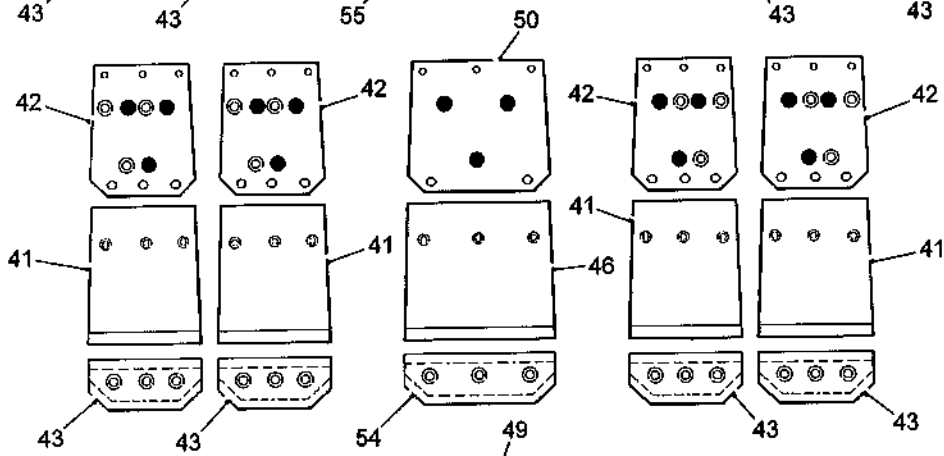
Machines from Serial No T2-168

Share Assemblies For Bed Work

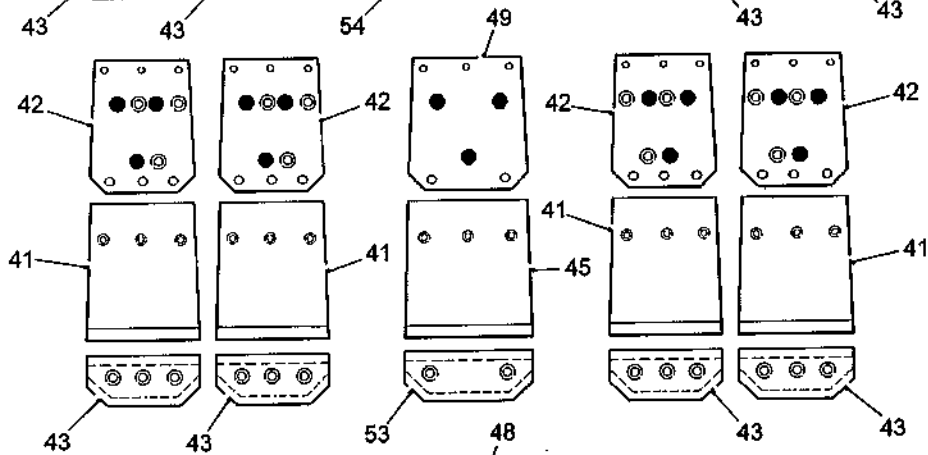
Plastic Shares For 72" Beds



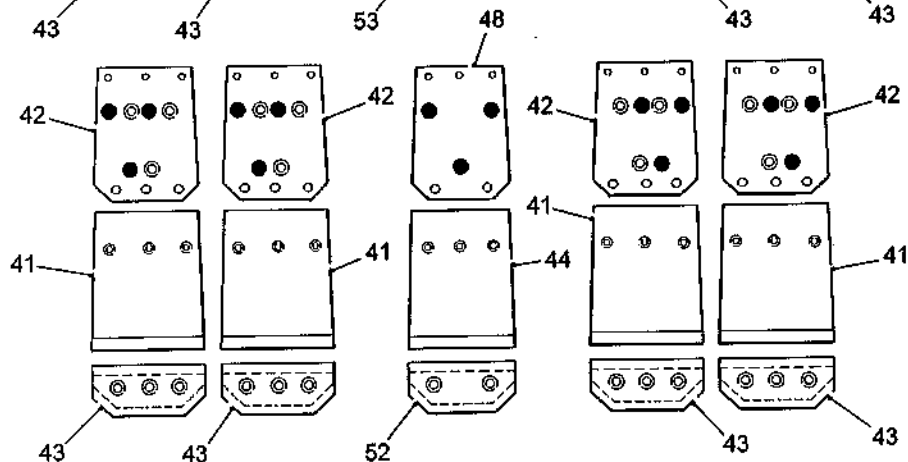
Plastic Shares For 68" Beds



Plastic Shares For 64" Beds



Plastic Shares For 60" Beds



T2 SPARE PARTS

4.7b

Machines from Serial No T2-168

Shares Assemblies For Bed Work

Item	Part No.	Description	Qty.	Remarks
1	RPA610.308517	Share Bar	1	
2	RPGM100.03729	Adjuster Clevis	2	
3	RPM146.304702	Retaining Pin	2	
4	RPS780	Bolt-on Share Arm	1	
5	RPS781	Share Arm Adjuster	1	
6	22016012/030	M12x30 CSK Socket Head Screw	15	Steel shares only
	22016012/040	M12x40 CSK Socket Head Screw	15	Plastic shares only
7	22012016/060	M16x60 Bolt	1	
8	22041016	M16 Nyloc Nut	1	
9	22052012	M12 Spring Washer	15	
10	22029012	M12 Full Nut	15	
11	22046020C	M20 Flat Washer	2	
12	22078005/040	Ø5x40 Split Pin	2	
13				
		Steel Shares Consist Of:		
14	RPA610.300671	Share Blade	1	
15	RPA610.300672	Share Blade	1	
16	RPA610.300692	Share Blade	1	
17	RPA610.300693	Share Blade	1	
18	RPA610.310448	Stone Flap	4	
19	RPM146.300673	Pivot Pin	4	
20	RPA610.300882	Centre Share Blade	1	60"beds
21	RPA610.310456	Stone Flap	1	60"beds
22	RPM146.300885	Pivot Pin	1	60"beds
23	RPA610.300886	Centre Share Blade	1	64"beds
24	RPA610.310454	Stone Flap	1	64"beds
25	RPM146.300889	Pivot Pin	1	64"beds
26	RPA610.300890	Centre Share Blade	1	68"beds
27	RPA610.310452	Stone Flap	1	68"beds
28	RPM146.300893	Pivot Pin	1	68"beds
29	RPA610.300894	Centre Share Blade	1	72"beds
30	RPA610.310450	Stone Flap	1	72"beds
31	RPM146.300897	Pivot Pin	1	72"beds
32	22046012C	M12 Flat Washer	10	
33	22078004/022	Ø4x22 Split Pin	10	
34				
		Plastic Shares Consist Of:		
35	22016008/040	M8x40 CSK Socket Head Screw	15	
36	22016012/040	M12x40 CSK Socket Head Screw	15	Qty x14 on 60"&64"beds
37	22029008	M8 Full Nut	15	
38	22029012	M12 Full Nut	15	Qty x14 on 60"&64"beds
39	22052008	M8 Spring Washer	15	
40	22052012	M12 Spring Washer	15	Qty x14 on 60"&64"beds
41	RPC730.308943	Plastic Share Blade	4	
42	RPM226.308941	Steel Profile	4	
43	RPW242.308942	Share Tip	4	
44	RPC730.308946	Centre Plastic Share Blade	1	60"beds
45	RPC730.308949	Centre Plastic Share Blade	1	64"beds
46	RPC730.308952	Centre Plastic Share Blade	1	68"beds
47	RPC730.308955	Centre Plastic Share Blade	1	72"beds

4.7c**T2 SPARE PARTS**

Machines from Serial No T2-168

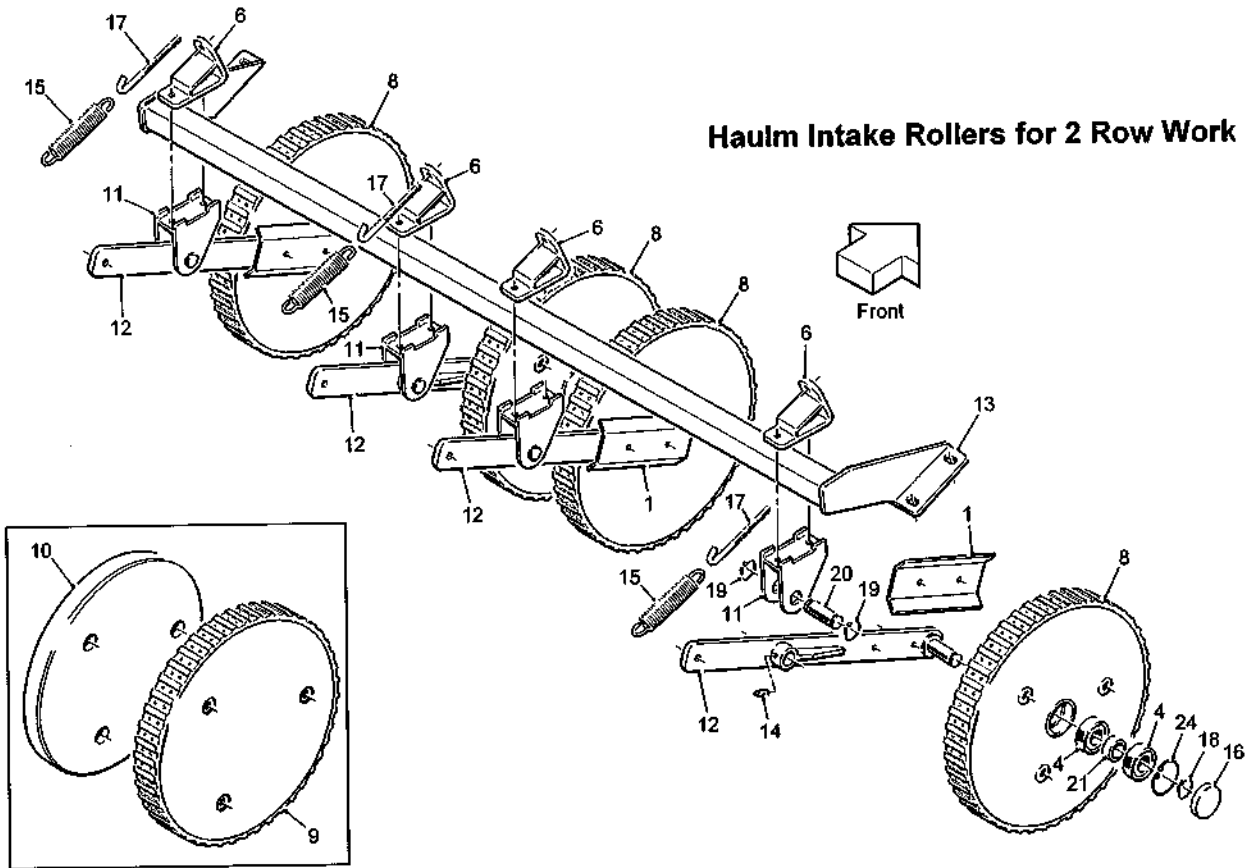
Shares Assemblies For Bed Work

Item	Part No.	Description	Qty.	Remarks
48	RPM226.308944	Centre Steel Profile	1	60"beds
49	RPM226.308947	Centre Steel Profile	1	64"beds
50	RPM226.308950	Centre Steel Profile	1	68"beds
51	RPM226.308953	Centre Steel Profile	1	72"beds
52	RPW242.308945	Centre Share Tip	1	60"beds
53	RPW242.308948	Centre Share Tip	1	64"beds
54	RPW242.308951	Centre Share Tip	1	68"beds
55	RPW242.308954	Centre Share Tip	1	72"beds

Machines from Serial No T2-168

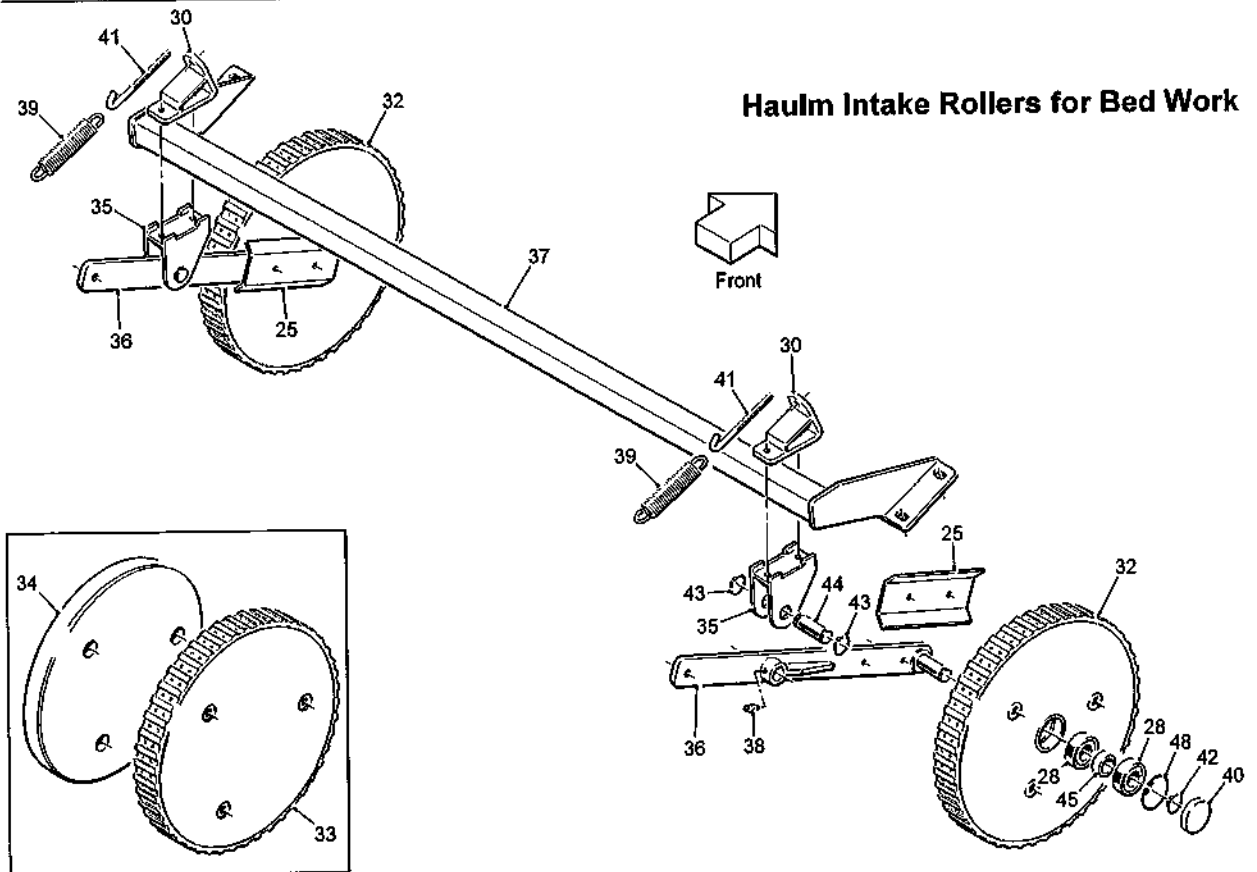
Haulm Intake Rollers

Haulm Intake Rollers for 2 Row Work



T2-SP187

Haulm Intake Rollers for Bed Work



4.9a

T2 SPARE PARTS

Machines from Serial No T2-168

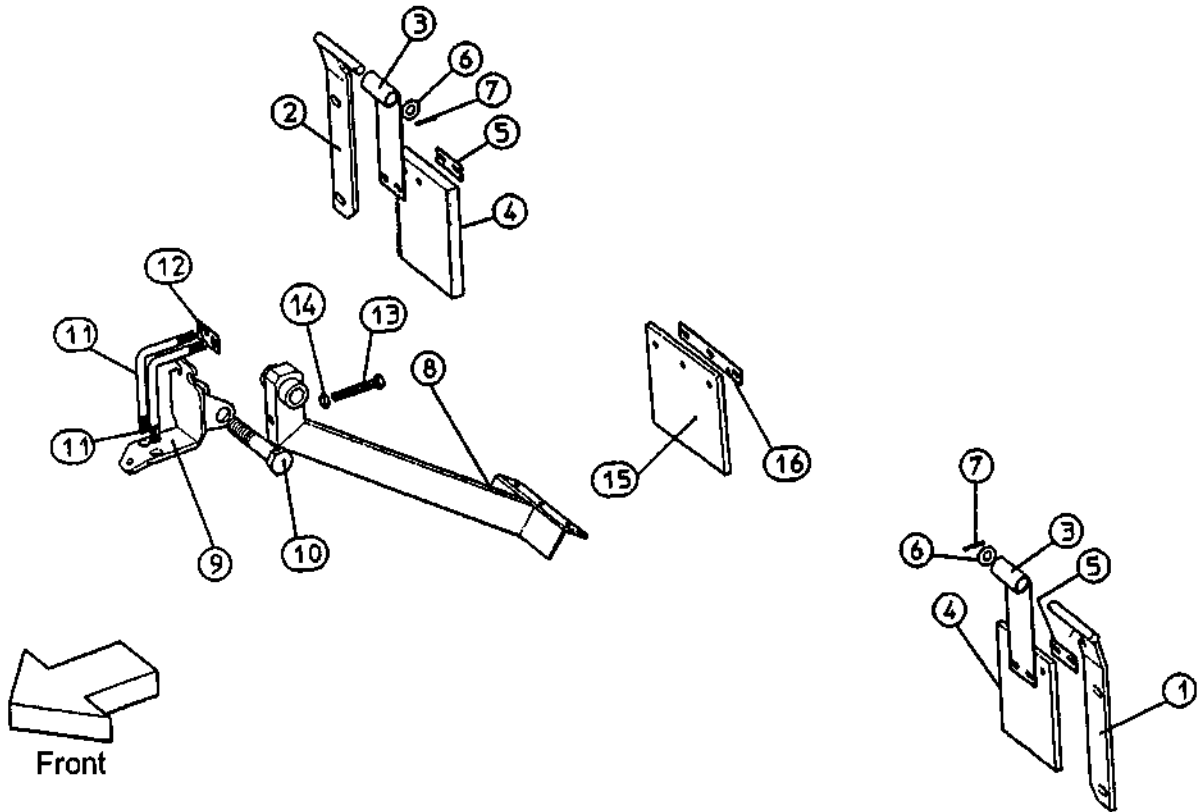
Haulm Intake Rollers

Item	Part No.	Description	Qty.	Remarks
		Haulm Intake Rollers for 2 Row Work Consists Of:		
1	62896	Scraper	4	
2				
3				
4	62042RS	Bearing	8	
5				
6	RP305587A	Anchor Bracket	4	
7				
8	RPA510.300440	Haulm Feed Roller	4	
9	RPA510.300704	50mm Bolt-on Haulm Feed Roller	a/r	Optional
10	RPA610.300474	25mm Bolt-on Haulm Feed Roller	a/r	Optional
11	RPA610.305590	Pivot Bracket	4	
12	RPA610.305595	Mounting Arm	4	
13	RPA610.305598	Bridge	1	
14	RPC648.081250	M8 Straight Grease Nipple	4	
15	RPC676.302597	Spring	4	
16	RPC730.300988	Rubber Plug	4	
17	RPF128.110130	M10 Hook Bolt	4	
18	RPF200.020175	Ø20 External Circlip	4	
19	RPF200.025200	Ø25 External Circlip	8	
20	RPM146.305591	Pivot Pin	4	
21	RPM176.300469	Spacer	4	
22				
23				
24	W0113	Ø47 Internal Circlip	4	
		Haulm Intake Rollers for Bed Work Consists Of:		
25	62896	Scraper	2	
26				
27				
28	62042RS	Bearing	4	
29				
30	RP305587A	Anchor Bracket	2	
31				
32	RPA510.300440	Haulm Feed Roller	2	
33	RPA510.300704	50mm Bolt-on Haulm Feed Roller	a/r	Optional
34	RPA610.300474	25mm Bolt-on Haulm Feed Roller	a/r	Optional
35	RPA610.305590	Pivot Bracket	2	
36	RPA610.305595	Mounting Arm	2	
37	RPA610.305598	Bridge	1	
38	RPC648.081250	M8 Straight Grease Nipple	2	
39	RPC676.302597	Spring	2	
40	RPC730.300988	Rubber Plug	2	
41	RPF128.110130	M10 Hook Bolt	2	
42	RPF200.020175	Ø20 External Circlip	2	
43	RPF200.025200	Ø25 External Circlip	4	
44	RPM146.305591	Pivot Pin	2	
45	RPM176.300469	Spacer	2	
46				
47				
48	W0113	Ø47 Internal Circlip	2	

Machines from Serial No T2-168

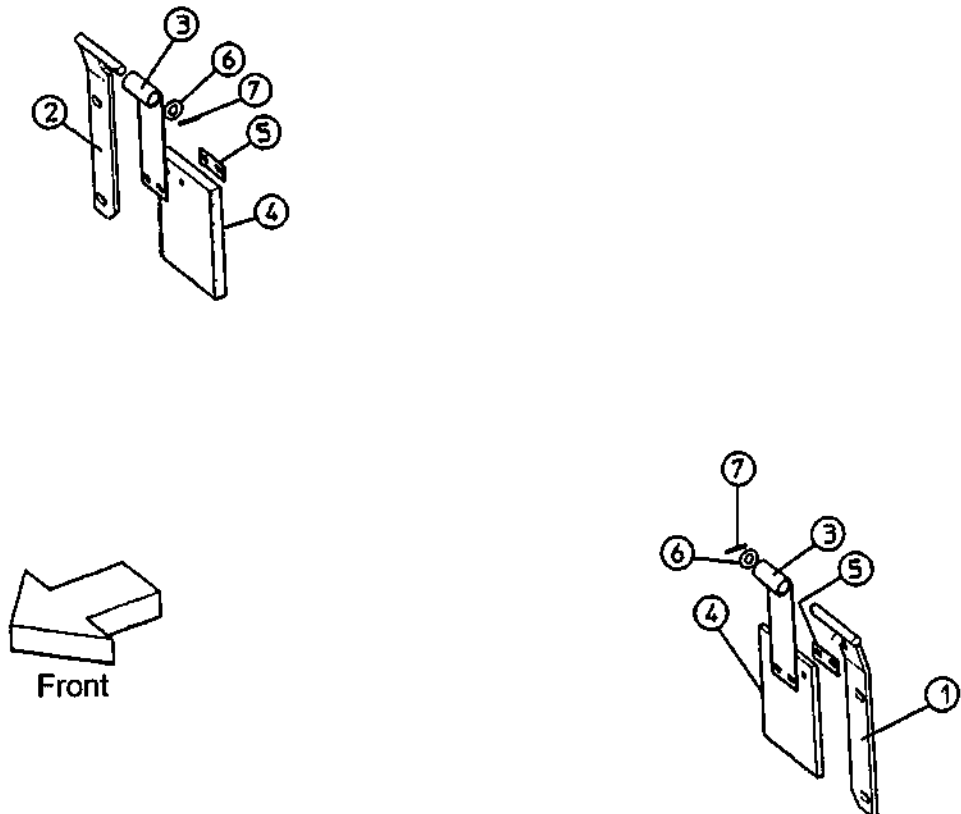
2 ROW WORK

Anti Roll-back Flaps



EP-SP101

BED WORK



4.10a

T2 SPARE PARTS

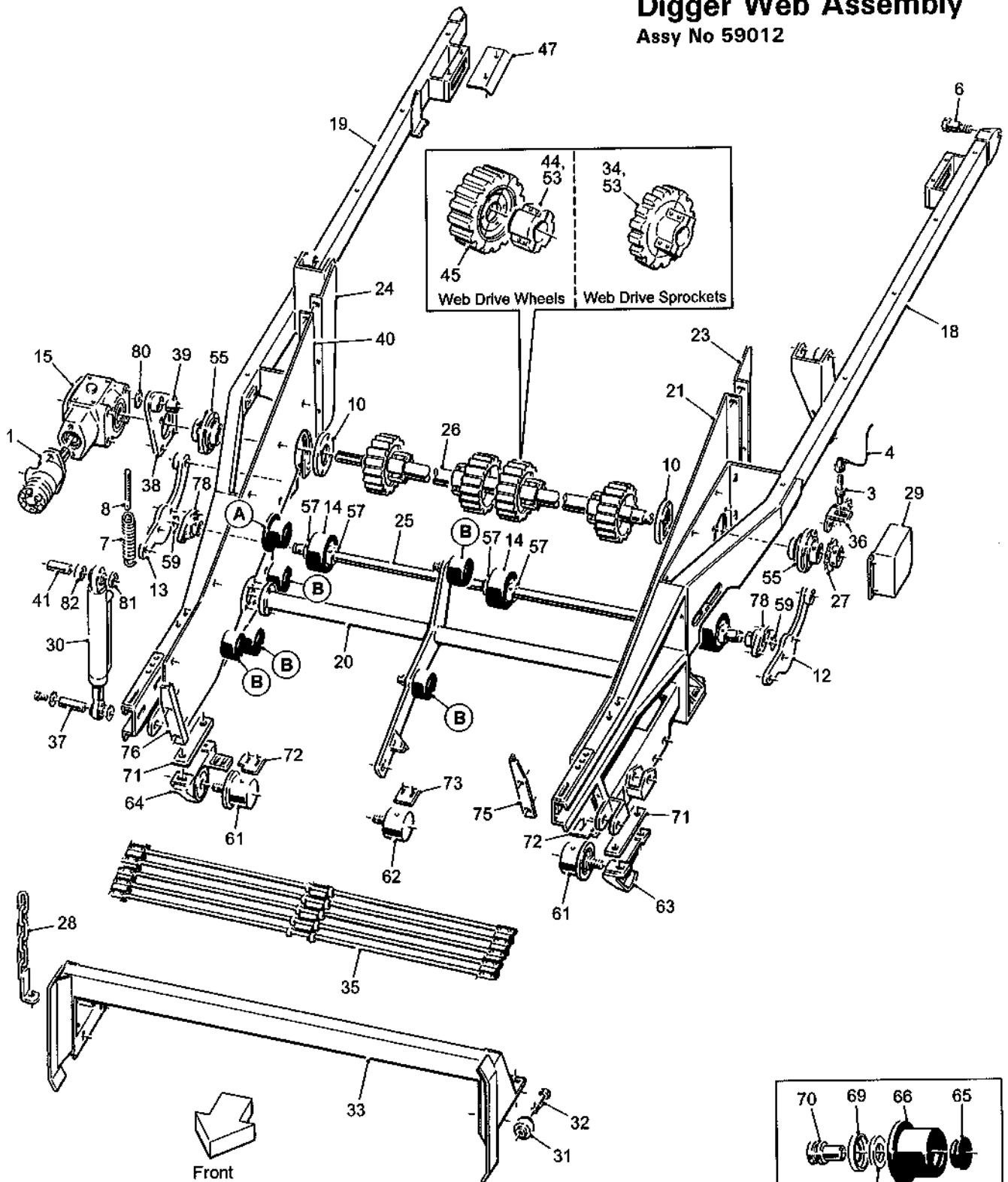
Machines from Serial No T2-168

Anti Roll-back Flaps

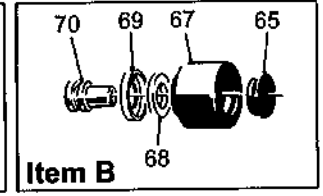
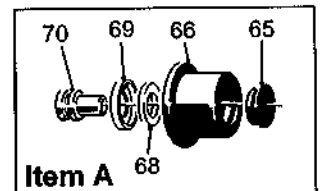
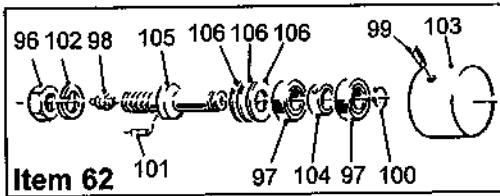
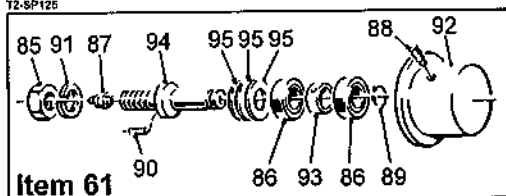
Item	Part No.	Description	Qty.	Remarks
1	RPA610.308799	Mounting LH	1	
2	RPA610.308800	Mounting RH	1	
3	RPA610.308795	Mounting Plate	2	
4	RPC730.308801	Baffle (36"rows)	2	
	RPC730.308802	Baffle (34"rows)	2	
	RPC730.308803	Baffle (32"rows)	2	
	RPC730.308804	Baffle (30"rows)	2	
5	RPM256.308805	Clamp Strip	2	
6	22046016C	M16 Flat Washer	2	
7	22067004/025	Ø4x35 Roll Pin	2	
8	RPA610.303136	Centre Flap Arm	1	
9	RPA610.302226	Centre Flap Mounting Plate	1	
10	22012024/120	M24x120 Bolt	1	
11	RPM186.302071	L' Stud	2	
12	RPM225.302070	Keep Plate	1	
13	22011012/130	M12x130 Set Screw	1	
14	22029012	M12 Full Nut	1	
15	RPC730.303149	Centre Rubber Flap (36"rows)	1	
	RPC730.306910	Centre Rubber Flap (34"rows)	1	
	RPC730.306911	Centre Rubber Flap (32"rows)	1	
	RPC730.306912	Centre Rubber Flap (30"rows)	1	
16	RPM256.306921	Centre Clamp Strip	1	

Machines from Serial No T2-168

Digger Web Assembly Assy No 59012



T2-SP125

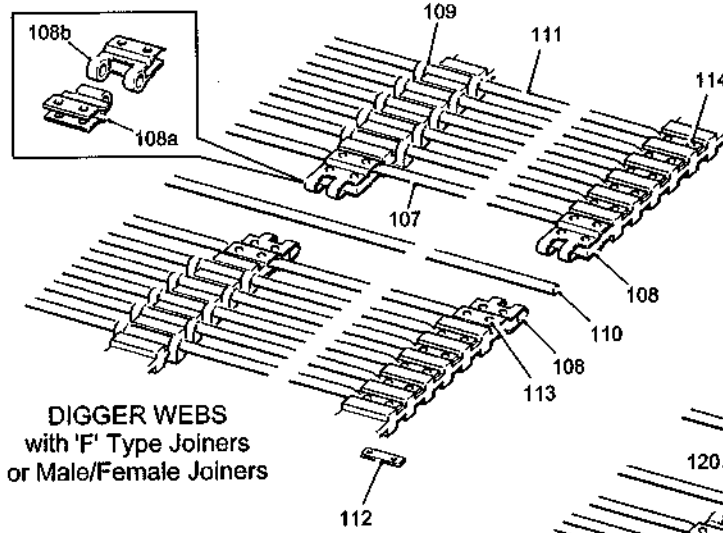
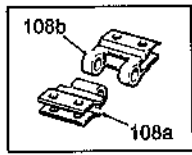


4.11a

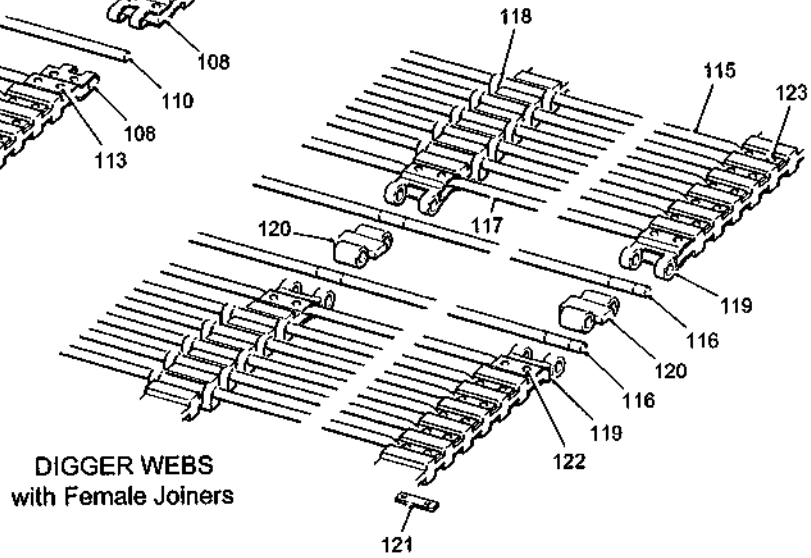
T2 SPARE PARTS

Machines from Serial No T2-168

Digger Web Assembly Assy No 59012

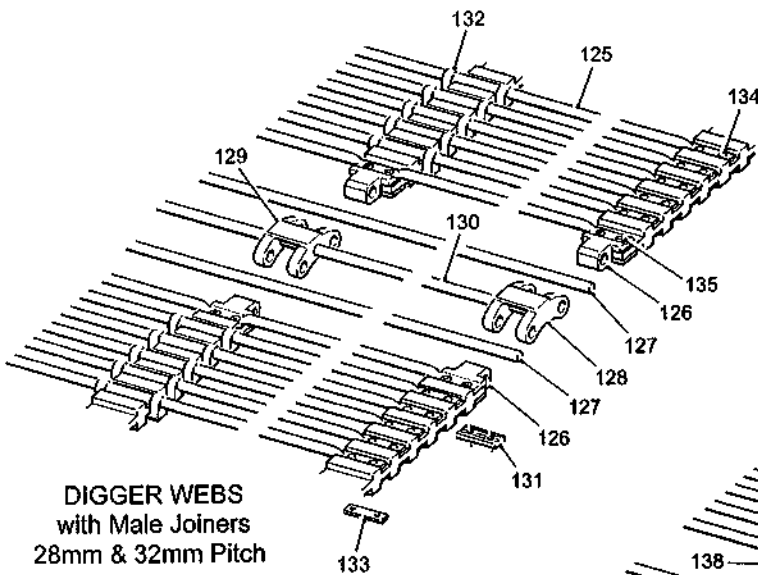


DIGGER WEBS
with 'F' Type Joiners
or Male/Female Joiners

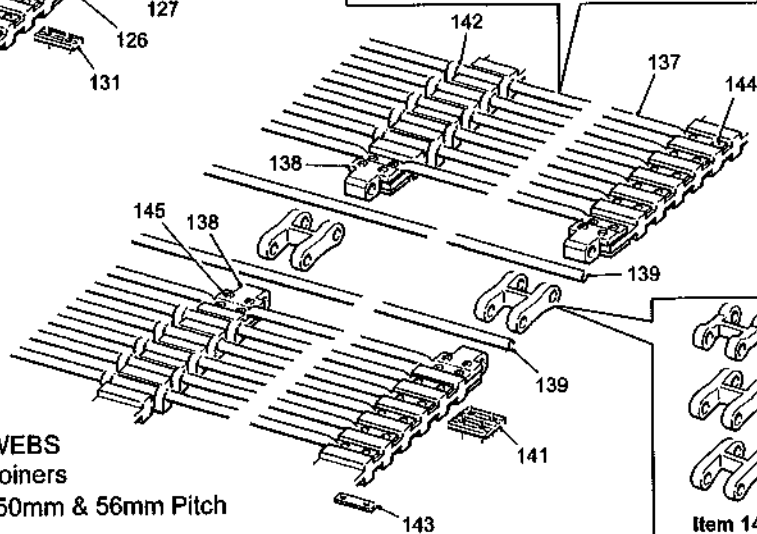
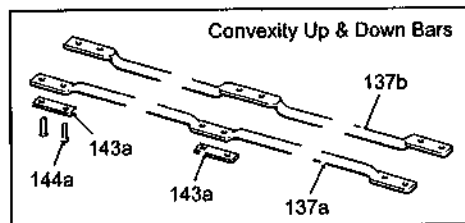


DIGGER WEBS
with Female Joiners


T2-SP079



DIGGER WEBS
with Male Joiners
28mm & 32mm Pitch



DIGGER WEBS
with Male Joiners
36mm, 40mm, 45mm, 50mm & 56mm Pitch



Item 140

T2 SPARE PARTS**4.11b**

Machines from Serial No T2-168

Digger Web Assembly**Assy No 59012**

Item	Part No.	Description	Qty.	Remarks
1	11201	Hydraulic Motor (80cc)	1	
	37897	Hydraulic Motor (100cc)	1	
2				
3	32037/1	Proximity Sensor	1	
4	32037/4	Sensor Cable (10m)	1	
5				
6	42043	Digger Pivot Pin	2	
7	42679	Tension Spring	2	
8	42800	Spring tensioner	2	
9				
10	46401	Bearing Plate	2	
11				
12	56109	Tension Roller Arm LH	1	
13	56110	Tension Roller Arm RH	1	
14	56226	Tension Roller	3	
15	56640	Gearbox Assembly	1	
16				
17				
18	59128	LH Digger Frame	1	
19	59129	RH Digger Frame	1	
20	59130	Roller Support Frame	1	
21	59131	Stainless Steel Side Panel LH	1	
22				
23	59133	Stainless Steel Deflector Panel LH	1	
24	59134	Stainless Steel Deflector Panel RH	1	
25	59135	Tensioner Roller Shaft	1	
26	59234A	Digger Web Drive Shaft	1	
27	59277	Sensor Disc	1	
28	59307	Transport Chain	2	
29	59312	Sensor Guard	1	
30	59341A	Hydraulic Ram (with Ø35 piston rod)	2	With Ø25 rod was 59341
31	59342	Guide Roller	2	
32	59343	Shoulder Bolt	2	
33	59345	Bridge	1	
34	59452	28mm Pitch Web Drive Sprocket	4	
	59753	32mm Pitch Web Drive Sprocket	4	
	56397	36mm Pitch Web Drive Sprocket	4	
35	59453	28mm Pitch Web	1	(see list at end)
	59740	32mm Pitch Web	1	(see list at end)
	59202	36mm Pitch Web	1	(see list at end)
	62601	40mm Pitch Web	1	(see list at end)
	59999	45mm Pitch Web	1	(see list at end)
	62542	50mm Pitch Web	1	(see list at end)
	59998	50mm Pitch Web (with up & down bars)	1	(see list at end)
	62395	56mm Pitch Web (with up & down bars)	1	(see list at end)
36	59477	Sensor Bracket	1	
37	59492	Ø25 Ram Pin	2	
38	59678A	Motor Reaction Bracket	1	
39	59680	Bush	1	
40	59695	Stainless Steel Side Panel RH	1	
41	59748	Ø25 Ram Pin	2	
42				
43				

4.11c

T2 SPARE PARTS

Machines from Serial No T2-168

Digger Web Assembly

Assy No 59012

Item	Part No.	Description	Qty.	Remarks
44	62036	Drive Wheel Hub	4	
45	62037/28/22	28mm Pitch Web Drive Wheel	4	
	62037/32/18	32mm Pitch Web Drive Wheel	4	
	62037/36/16	36mm Pitch Web Drive Wheel	4	
	62037/40/16	40mm Pitch Web Drive Wheel	4	
	62037/45/13	45mm Pitch Web Drive Wheel	4	
	62037/50/12	50mm Pitch Web Drive Wheel	4	
46				
47	62900	Dirt Shield	2	
48				
49				
50				
51				
52				
53	22062018/115	18x11x115 RBE Key	4	
54				
55	MFC50HLT	Bearing Complete	2	
56				
57	PS326M	Locking Collar	6	
58				
59	RH56	Ø30 External Circlip	2	
60				
61	RPA510.308681	Flanged Steel Roller Assembly	2	(see list at end)
62	RPA510.308684	Plain Steel Roller Assembly	1	(see list at end)
63	RPA610.308694	LH Roller Mounting	1	
64	RPA610.308695	RH Roller Mounting	1	
65	RPC620.303070	Cap	10	
66	RPC700.300146	Flanged Roller c/w Bearings	2	
67	RPC700.300147	Plain Roller c/w Bearings	8	
68	RPGM070.00446	Felt Seal Ring	10	
69	RPGM089.00565	Roller Shield	10	
70	RPM180.303071	Pivot Bush	10	
71	RPM225.308696	Spacer Plate	2	
72	RPW240.300135	Roller Scraper	2	
73	RPW240.300445	Roller Scraper	1	
74				
75	RPS695	LH Clamp Plate	1	
76	RPS696	RH Clamp Plate	1	
77				
78	SFT30	Bearing	2	
79				
80	SS050017/006	Steel Spacer	1	
81	SS035026/010	Steel Spacer	2	
82	SS035026/020	Steel Spacer	2	
83				
84				
	RPA510.308681	Flanged Roller Assembly Consists Of:		
85	22029024	M24 Full Nut	1	
86	6205	Bearing	2	
87	RC648.081250	M8 Grease Nipple	1	
88	RPF136.308016	M8x16 Dog Screw	1	
89	RPF200.025200	Ø25 External Circlip	1	
90	RPF222.060016	Ø6x16 Groove Pin	1	
91	RPF290.124000	M24 Shakeproof Washer	1	
92	RPGM001.00180	Flanged Steel Roller	1	

T2 SPARE PARTS

4.11d

Machines from Serial No T2-168

Digger Web Assembly

Assy No 59012

Item	Part No.	Description	Qty.	Remarks
93	RPM176.307416	Spacer	1	
94	RPM180.307415	Spindle	1	
95	RPS210.002052	Metal Seal	3	
	RPA510.308684	Plain Roller Assembly Consists Of:		
96	22029024	M24 Full Nut	1	
97	6205	Bearing	2	
98	RPC648.081250	M8 Grease Nipple	1	
99	RPF136.308016	M8x16 Dog Screw	1	
100	RPF200.025200	Ø25 External Circlip	1	
101	RPF222.060016	Ø6x16 Groove Pin	1	
102	RPF290.124000	M24 Shakeproof Washer	1	
103	RPGM001.00059	Plain Steel Roller	1	
104	RPM176.307416	Spacer	1	
105	RPM180.307415	Spindle	1	
106	RPS210.002052	Metal Seal	3	
	59453	28mm Pitch Digger Web with 'F' Type Joiners Consists Of:		
107	59459/1	Ø10 Web Rod (over joiner)	2	Ø12 web rod RPM432.101001
108	59459/2	28mm Pitch 'F' Type Joiner (5 hole)	6	
109	RPGM002.00405	Ø10 Centre Clip	104	
110	RPW300.301210/1	Ø10 Joiner Rod	1	
111	RPM432.309182	Ø10 Web Rod	104	
112	KA16048	Clamp Plate (2 hole)	208	
113	DIN661 5x30	Ø5x30 Rivet	30	
114	DIN661 5x23	Ø5x23 Rivet	416	
	59202	36mm Pitch Digger Web with 'F' Type Joiners or Male/Female Joiners Consists Of:		
107	59459/1	Ø10 Web Rod (under joiner)	2	
108	RPM419.663632	36mm Pitch 'F' Type Joiner (4 hole)	6	
108a	56155/1	36mm Pitch Male Joiner (2 hole)	3	
108b	56155/2	36mm Pitch Female Joiner (2 hole)	3	
109	RPGM002.00405	Ø10 Centre Clip	80	
110	RPW300.301210/1	Ø10 Joiner Rod	1	
111	RPM432.309182	Ø10 Web Rod	80	
112	KA16048	Clamp Plate (2 hole)	160	
113	DIN661 5x30	Ø5x30 Rivet	24	
114	DIN661 5x23	Ø5x23 Rivet	320	
	59202	36mm Pitch Digger Web with Female Joiners Consists Of:		
115	RPM432.309182	Ø10 Web Rod	79	
116	RPM432.309183	Ø10 Joiner Rod	2	
117	RPM432.101001	Ø12 Web Rod (under joiner)	2	
118	RPGM002.00405	Ø10 Centre Clip	79	
119	56155/2	Female Joiner Clip (2 hole)	6	
120	57642/36/4	36mm Pitch Double Pivot	3	
121	56155/5	Clamp Plate (2 hole)	158	
122	RPF240.160300	Ø6x30 Rivet	12	
123	59202/2	Ø5/Ø6x23 2-Stage Rivet	316	
124				

4.11e

T2 SPARE PARTS

Machines from Serial No T2-168

Digger Web Assembly

Assy No 59012

Item	Part No.	Description	Qty.	Remarks
	59453	28mm Pitch Digger Web with Male Joiners Consists Of:		
125	59453/1	Ø11 Web Rod	102	
126	59453/2	28mm Pitch Male Joiners & Web Rod	2	c/w clamp plates & screws
127	59453/3	Joiner Rod (Ø11x1630)	2	
128	59453/4	28mm Pitch Outer Joining Lock	2	
129	59453/5	28mm Pitch Inner Joining Lock	1	
130	59453/6	Centre Joiner Rod (Ø11x1600)	1	
131	57456/28/3	Tapped Clamp Plate (2 hole)	6	
132	RPGM002.00406	Ø11 Centre Clip	102	
133	12238/6	Clamp Plate (2 hole)	204	
134	57058/4	Ø5.5x23 Rivet	408	
135	22016006/025	M6x25 CSK Setscrew	12	
136				
	59740	32mm Pitch Digger Web with Male Joiners Consists Of:		
125	59453/1	Ø11 Web Rod	89	
126	-	32mm Pitch Male Joiners & Web Rod	2	c/w clamp plates & screws
127	59453/3	Joiner Rod (Ø11x1630)	2	
128	57456/32/2	32mm Pitch Outer Joining Lock	2	
129	57456/32/2A	32mm Pitch Inner Joining Lock	1	
130	59453/6	Centre Joiner Rod (Ø11x1600)	1	
131	57456/28/3	Tapped Clamp Plate (2 hole)	6	
132	RPGM002.00406	Ø11 Centre Clip	89	
133	12238/6	Clamp Plate (2 hole)	178	
134	57058/4	Ø5.5x23 Rivet	356	
135	22016006/025	M6x25 CSK Setscrew	12	
136				
	59202	36mm Pitch Digger Web with Male Joiners Consists Of:		
137	59453/1	Ø11 Web Rod	79	
138	59202/3G	36mm Pitch Male Joiners & Web Rod	2	c/w clamp plates & screws
139	59453/3	Joiner Rod (Ø11x1630)	2	
140	57058/36/3HD	36mm Pitch 'H' Joining Lock	3	
141	57456/36/3	Tapped Clamp Plate (4 hole)	6	
142	RPGM002.00406	Ø11 Centre Clip	79	
143	12238/6	Clamp Plate (2 hole)	158	
144	57058/4	Ø5.5x23 Rivet	316	
145	22016006/025	M6x25 CSK Setscrew	24	
146				
	62601	40mm Pitch Digger Web with Male Joiners Consists Of:		
137	59453/1	Ø11 Web Rod	71	
138	59236/1	40mm Pitch Male Joiners & Web Rod	2	c/w clamp plates & screws
139	59453/3	Joiner Rod (Ø11x1630)	2	
140	59236/2	40mm Pitch 'H' Joining Lock	3	
141	59236/3	Tapped Clamp Plate (4 hole)	6	
142	RPGM002.00406	Ø11 Centre Clip	71	
143	12238/6	Clamp Plate (2 hole)	142	
144	57058/4	Ø5.5x23 Rivet	284	
145	22016006/025	M6x25 CSK Setscrew	24	
146				

T2 SPARE PARTS**4.11f**

Machines from Serial No T2-168

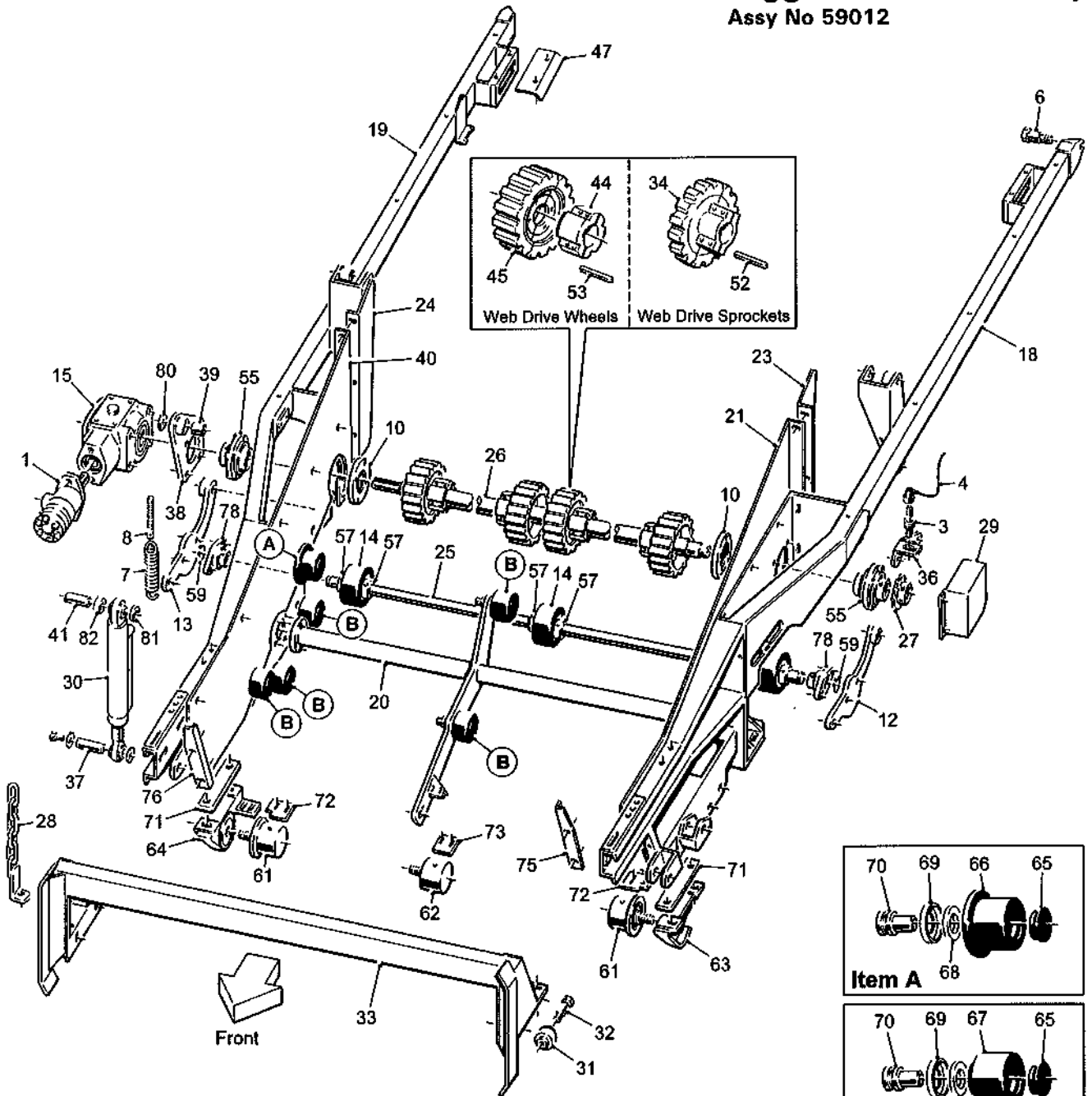
Digger Web Assembly**Assy No 59012**

Item	Part No.	Description	Qty.	Remarks
	59999	45mm Pitch Digger Web with Male Joiners Consists Of:		
137	59453/1	Ø11 Web Rod	63	
138	59237/3	45mm Pitch Male Joiners & Web Rod	2	c/w clamp plates & screws
139	59453/3	Joiner Rod (Ø11x1630)	2	
140	57058/45/3HD	45mm Pitch 'H' Joining Lock	3	
141	57058/45/4HD	Tapped Clamp Plate (4 hole)	6	
142	RPGM002.00406	Ø11 Centre Clip	63	
143	12238/6	Clamp Plate (2 hole)	126	
144	57058/4	Ø5.5x23 Rivet	252	
145	22016006/025	M6x25 CSK Setscrew	24	
146				
	62542 & 59998	50mm Pitch Digger Web with Male Joiners Consists Of:		
137	59453/1	Ø11 Web Rod	56	Assy 62542 only
137a	59998/1	Web Rod (convexity up)	28	Assy 59998 only
137b	59998/2	Web Rod (convexity down)	28	Assy 59998 only
138	59238/1	50mm Pitch Male Joiners & Web Rod	2	c/w clamp plates & screws
139	59453/3	Joiner Rod (Ø11x1630)	2	
140	59238/2	50mm Pitch 'H' Joining Lock	3	
141	59238/3	Tapped Clamp Plate (4 hole)	6	
142	RPGM002.00406	Ø11 Centre Clip	56	Assy 62542 only
143	12238/6	Clamp Plate (2 hole)	112	Assy 62542 only
143a	56155/5	Clamp Plate (2 hole)	168	Assy 59998 only
144	57058/4	Ø5.5x23 Rivet	224	Assy 62542 only
144a	RPF240.160250	Ø6x25 Rivet	336	Assy 59998 only
145	22016006/025	M6x25 CSK Setscrew	24	
146				
	62395	56mm Pitch Digger Web with Male Joiners Consists Of:		
137a	59998/1	Web Rod (convexity up)	25	
137b	59998/2	Web Rod (convexity down)	25	
138	62395/1	56mm Pitch Male Joiners & Web Rod	2	c/w clamp plates & screws
139	59453/3	Joiner Rod (Ø11x1630)	2	
140	57058/56/3HD	56mm Pitch 'H' Joining Lock	3	
141	57058/56/3	Tapped Clamp Plate (6 hole)	6	
142				
143a	56155/5	Clamp Plate (2 hole)	150	
144a	RPF240.160250	Ø6x25 Rivet	300	
145	22016006/025	M6x25 CSK Setscrew	36	
146				

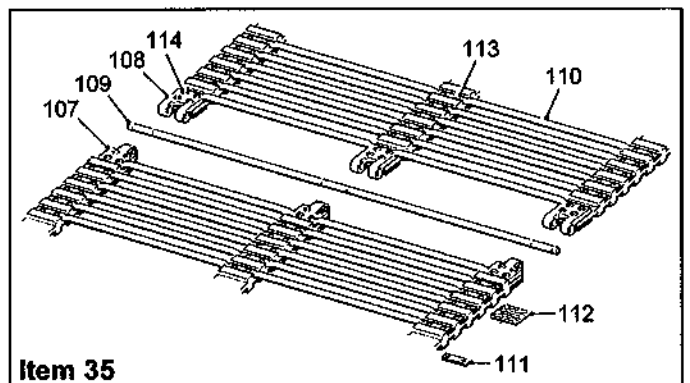
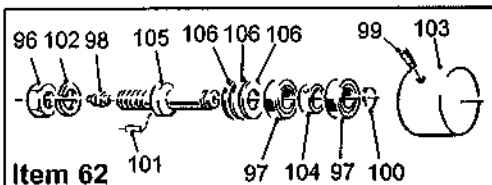
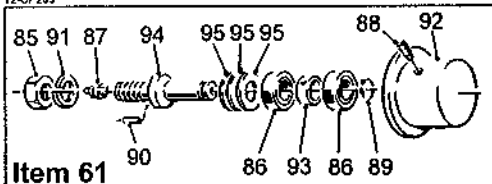


Machines from 2016

Digger Web Assembly Assy No 59012



T2-SP233



4.11a

T2 SPARE PARTS

Machines from 2016

Digger Web Assembly

Assy No 59012

Item	Part No.	Description	Qty.	Remarks
1	11201	Hydraulic Motor (80cc)	1	
	37897	Hydraulic Motor (100cc)	1	
2				
3	32037/1	Proximity Sensor	1	
4	32037/4	Sensor Cable (10m)	1	
5				
6	42043	Digger Pivot Pin	2	
7	42679	Tension Spring	2	
8	42800	Spring tensioner	2	
9				
10	46401	Bearing Plate	2	
11				
12	56109	Tension Roller Arm LH	1	
13	56110	Tension Roller Arm RH	1	
14	56226	Tension Roller	3	
15	56640	Gearbox Assembly	1	
16				
17				
18	59128	LH Digger Frame	1	
19	59129	RH Digger Frame	1	
20	59130	Roller Support Frame	1	
21	59131	Stainless Steel Side Panel LH	1	
22				
23	59133	Stainless Steel Deflector Panel LH	1	
24	59134	Stainless Steel Deflector Panel RH	1	
25	59135	Tensioner Roller Shaft	1	
26	59234A	Digger Web Drive Shaft	1	
27	59277	Sensor Disc	1	
28	59307	Transport Chain	2	
29	59312	Sensor Guard	1	
30	59341A	Hydraulic Ram	2	
31	59342	Guide Roller	2	
32	59343	Shoulder Bolt	2	
33	59345	Bridge	1	
34	59452	28mm Pitch Web Drive Sprocket	4	
	59753	32mm Pitch Web Drive Sprocket	4	
	56397	36mm Pitch Web Drive Sprocket	4	
35	59453MF	28mm Pitch Web	1	(see list at end)
	59740MF	32mm Pitch Web	1	(see list at end)
	59202MF	36mm Pitch Web	1	(see list at end)
	62601MF	40mm Pitch Web	1	(see list at end)
	59999MF	45mm Pitch Web	1	(see list at end)
	62542MF	50mm Pitch Web	1	(see list at end)
36	59477	Sensor Bracket	1	
37	59492	Ø25 Ram Pin	2	
38	59678A	Motor Reaction Bracket	1	
39	59680	Bush	1	
40	59695	Stainless Steel Side Panel RH	1	
41	59748	Ø25 Ram Pin	2	
42				
43				

T2 SPARE PARTS

4.11b

Machines from 2016

Digger Web Assembly

Assy No 59012

Item	Part No.	Description	Qty.	Remarks
44	62036	Drive Wheel Hub	4	
45	62037/28/22	28mm Pitch Web Drive Wheel	4	
	62037/32/18	32mm Pitch Web Drive Wheel	4	
	62037/36/16	36mm Pitch Web Drive Wheel	4	
	62037/40/16	40mm Pitch Web Drive Wheel	4	
	62037/45/13	45mm Pitch Web Drive Wheel	4	
	62037/50/12	50mm Pitch Web Drive Wheel	4	
46				
47	62900	Dirt Shield	2	
48				
49				
50				
51				
52	22062A018/115	18x9.7x115 Key	4	
53	22062018/115	18x11x115 Key	4	
54				
55	MFC50HLT	Bearing Complete	2	
56				
57	PS326M	Locking Collar	6	
58				
59	RH56	Ø30 External Circlip	2	
60				
61	RPA510.308681	Flanged Steel Roller Assembly	2	(see list at end)
62	RPA510.308684	Plain Steel Roller Assembly	1	(see list at end)
63	RPA610.308694	LH Roller Mounting	1	
64	RPA610.308695	RH Roller Mounting	1	
65	RPC620.303070	Cap	10	
66	RPC700.300146	Flanged Roller c/w Bearings	2	
67	RPC700.300147	Plain Roller c/w Bearings	8	
68	RPGM070.00446	Felt Seal Ring	10	
69	RPGM089.00565	Roller Shield	10	
70	RPM180.303071	Pivot Bush	10	
71	RPM225.308696	Spacer Plate	2	
72	RPW240.300135	Roller Scraper	2	
73	RPW240.300445	Roller Scraper	1	
74				
75	RPS695	LH Clamp Plate	1	
76	RPS696	RH Clamp Plate	1	
77				
78	SFT30	Bearing	2	
79				
80	SS050017/006	Steel Spacer	1	
81	SS035026/010	Steel Spacer	2	
82	SS035026/020	Steel Spacer	2	
83				
84				
	RPA510.308681	Flanged Roller Assembly Consists Of:		
85	22029024	M24 Full Nut	1	
86	6205	Bearing	2	
87	RC648.081250	M8 Grease Nipple	1	
88	RPF136.308016	M8x16 Dog Screw	1	
89	RPF200.025200	Ø25 External Circlip	1	
90	RPF222.060016	Ø6x16 Groove Pin	1	
91	RPF290.124000	M24 Shakeproof Washer	1	
92	RPGM001.00180	Flanged Steel Roller	1	

4.11c

T2 SPARE PARTS

Machines from 2016

Digger Web Assembly

Assy No 59012


Item	Part No.	Description	Qty.	Remarks
93	RPM176.307416	Spacer	1	
94	RPM180.307415	Spindle	1	
95	RPS210.002052	Metal Seal	3	
	RPA510.308684	Plain Roller Assembly Consists Of:		
96	22029024	M24 Full Nut	1	
97	6205	Bearing	2	
98	RPC648.081250	M8 Grease Nipple	1	
99	RPF136.308016	M8x16 Dog Screw	1	
100	RPF200.025200	Ø25 External Circlip	1	
101	RPF222.060016	Ø6x16 Groove Pin	1	
102	RPF290.124000	M24 Shakeproof Washer	1	
103	RPGM001.00059	Plain Steel Roller	1	
104	RPM176.307416	Spacer	1	
105	RPM180.307415	Spindle	1	
106	RPS210.002052	Metal Seal	3	
	59453MF	28mm Pitch Digger Web		
		Consists Of:		
107	59459MF/1	28mm Pitch Male Joiners & Rod	1	
108	59459MF/2	28mm Pitch Female Joiners & Rod	1	
109	59202MF/3	Joining Rod	1	
110	59740/1	Web Rod	104	
111	12238/6	Clamp Plate	312	
112	-	Tapped Clamp Plate	6	
113	57058/4	Ø5.5x23 Rivet	624	
114	22016006/025	M6x25 CSK Setscrew	-	
	59740MF	32mm Pitch Digger Web		
		Consists Of:		
107	59740MF/1	32mm Pitch Male Joiners & Rod	1	
108	59740MF/2	32mm Pitch Female Joiners & Rod	1	
109	59202MF/3	Joining Rod	1	
110	59740/1	Web Rod	91	
111	12238/6	Clamp Plate	273	
112	-	Tapped Clamp Plate	6	
113	57058/4	Ø5.5x23 Rivet	546	
114	22016006/025	M6x25 CSK Setscrew	-	
	59202MF	36mm Pitch Digger Web		
		Consists Of:		
107	59202MF/1	36mm Pitch Male Joiners & Rod	1	
108	59202MF/2	36mm Pitch Female Joiners & Rod	1	
109	59202MF/3	Joining Rod	1	
110	59740/1	Web Rod	80	
111	12238/6	Clamp Plate	240	
112	57456/36/3	36mm Pitch Tapped Clamp Plate	6	
113	57058/4	Ø5.5x23 Rivet	480	
114	22016006/025	M6x25 CSK Setscrew	24	

T2 SPARE PARTS**4.11d**

Machines from 2016

Digger Web Assembly**Assy No 59012**

Item	Part No.	Description	Qty.	Remarks
	62601MF	40mm Pitch Digger Web		
		Consists Of:		
107	59236MF/1	40mm Pitch Male Joiners & Rod	1	
108	59236MF/2	40mm Pitch Female Joiners & Rod	1	
109	59202MF/3	Joining Rod	1	
110	59740/1	Web Rod	72	
111	12238/6	Clamp Plate	216	
112	59236/3	40mm Pitch Tapped Clamp Plate	6	
113	57058/4	Ø5.5x23 Rivet	432	
114	22016006/025	M6x25 CSK Setscrew	24	
	59999MF	45mm Pitch Digger Web		
		Consists Of:		
107	59237MF/1	45mm Pitch Male Joiners & Rod	1	
108	59237MF/2	45mm Pitch Female Joiners & Rod	1	
109	59202MF/3	Joining Rod	1	
110	59740/1	Web Rod	64	
111	12238/6	Clamp Plate	192	
112	57058/45/4HD	45mm Pitch Tapped Clamp Plate	6	
113	57058/4	Ø5.5x23 Rivet	384	
114	22016006/025	M6x25 CSK Setscrew	24	
	62542MF	50mm Pitch Digger Web		
		Consists Of:		
107	59238MF/1	50mm Pitch Male Joiners & Rod	1	
108	59238MF/2	50mm Pitch Female Joiners & Rod	1	
109	59202MF/3	Joining Rod	1	
110	59740/1	Web Rod	57	
111	12238/6	Clamp Plate	171	
112	59238/3	50mm Pitch Tapped Clamp Plate	6	
113	57058/4	Ø5.5x23 Rivet	342	
114	22016006/025	M6x25 CSK Setscrew	24	

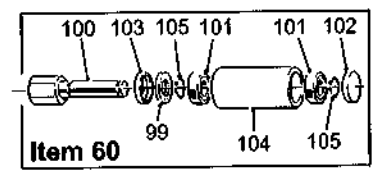
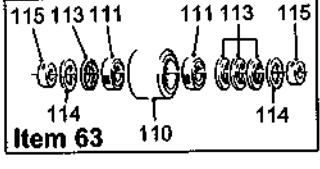
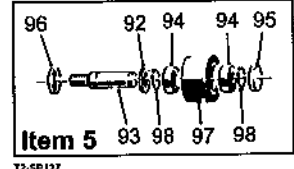
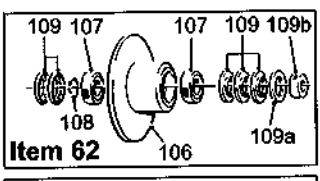
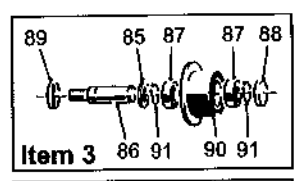


T2 SPARE PARTS

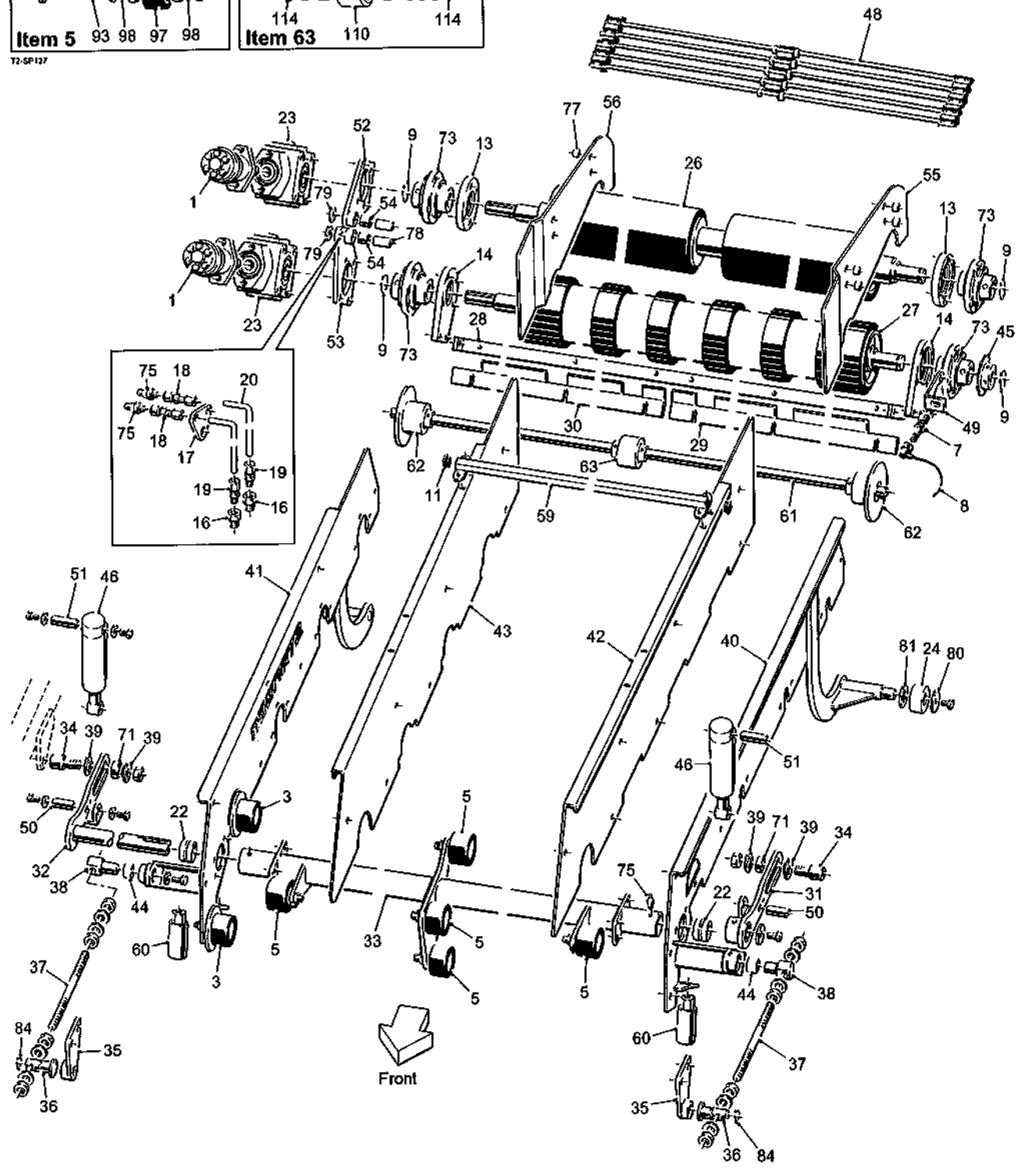
4.12

Machines from Serial No T2-168

Sieving Web Assembly Assy No 59016



T2-SF127



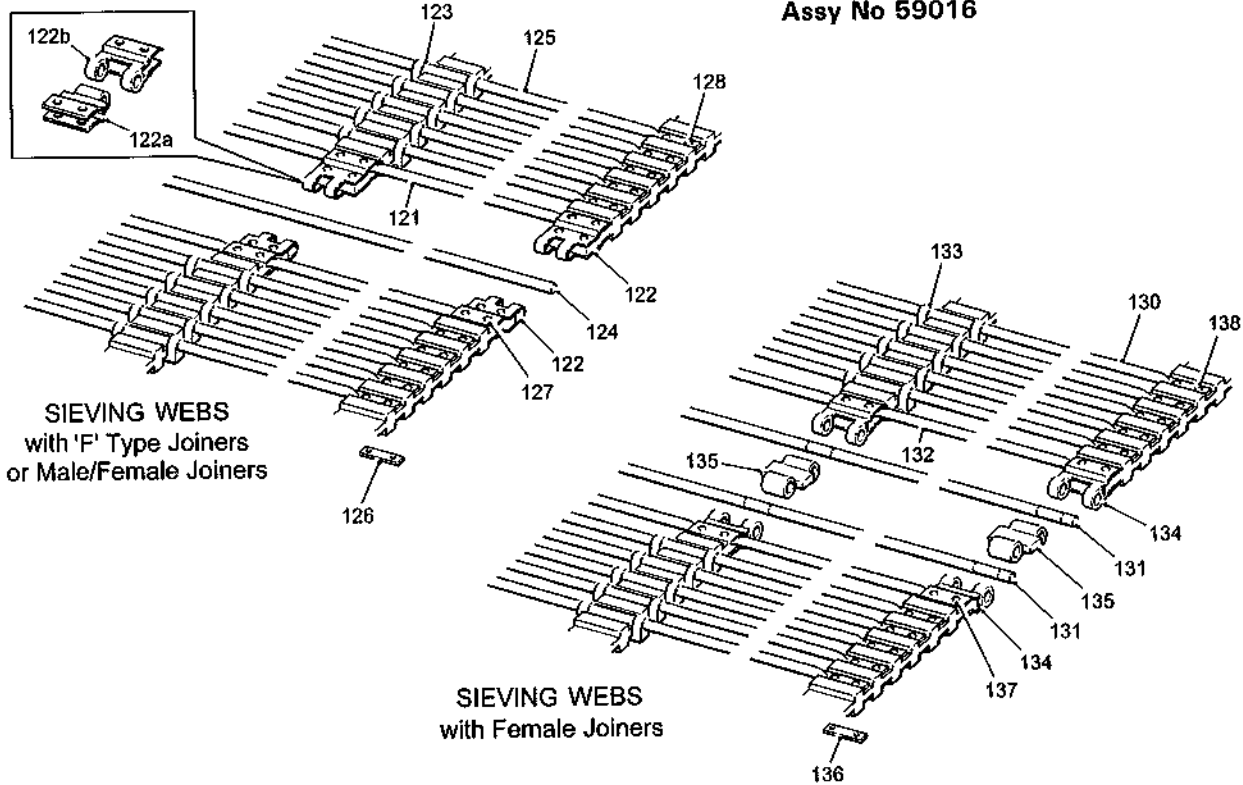
4.12a

T2 SPARE PARTS

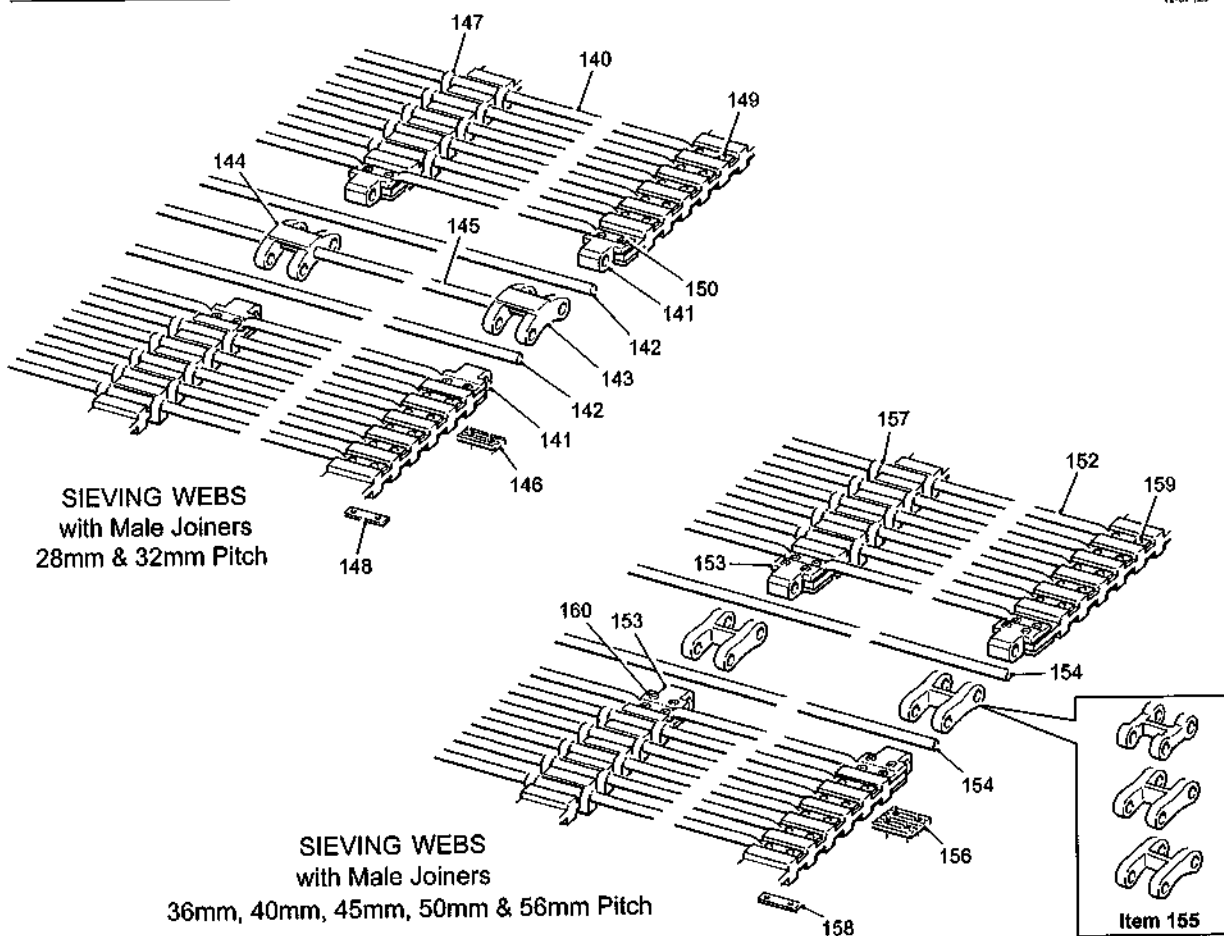
Machines from Serial No T2-168

Sieving Web Assembly

Assy No 59016



T2-8P125



T2 SPARE PARTS**4.12b**

Machines from Serial No T2-168

Sieving Web Assembly**Assy No 59016**

Item	Part No.	Description	Qty.	Remarks
1	11201	Hydraulic Motor (80cc)	2	
	37898	Hydraulic Motor (125cc)	2	
2				
3	12506	Roller Assembly	4	(see list at end)
4				
5	19356	Roller Assembly	5	(see list at end)
6				
7	32037/1	Proximity Sensor	1	
8	32037/2	Sensor Cable (5m)	1	
9	33130/16	Ø50 External Circlip	4	
10				
11	37753	Plastic Insert (30x30)	2	
12				
13	46401	Bearing Plate	2	
14	46402	Scraper Plate	2	
15				
16	51137	1/8"-1/4"UNF Adaptor	2	
17	51668	Grease Nipple Mounting Plate	1	
18	51669	Plate Adaptor	2	
19	51670	Straight Connector	2	
20	51671/350	Tube (350mm)	2	
21				
22	56377	Nylon Bush	2	
23	56641	Gearbox Assembly	2	
24	56829	Nylon Roller	2	
25				
26	59112	Main Drive Shaft	1	
27	59113	Assister Shaft	1	
28	59124	Scraper Bar	1	
29	59125	LH Scraper	1	
30	59126	RH Scraper	1	
31	59194	LH Lift Arm	1	
32	59195	RH Lift Arm	1	
33	59197	Support Roller Frame	1	
34	59198	Bearing Spigot	2	
35	59199	Pivot Adjuster Bracket	2	
36	59200	Pivot Adjuster Pin	2	
37	59201	Adjuster Rod	2	
38	59203	Pivot Boss	2	
39	59206	Top Hat Spacer	4	
40	59207	LH Web Side	1	
41	59208	RH Web Side	1	
42	59216	LH Stainless Steel Panel	1	
43	59217	RH Stainless Steel Panel	1	
44	59268	Nylon Bush	2	
45	59278	Sensor Disc	2	
46	59360	Hydraulic Ram		
47				
48	59459	28mm Pitch Web	1	(see list at end)
	59741	32mm Pitch Web	1	(see list at end)
	59235	36mm Pitch Web	1	(see list at end)
	59236	40mm Pitch Web	1	(see list at end)
	59237	45mm Pitch Web	1	(see list at end)
	59238	50mm Pitch Web	1	(see list at end)
	62396	56mm Pitch Web	1	(see list at end)

4.12c

T2 SPARE PARTS

Machines from Serial No T2-168

Sieving Web Assembly

Assy No 59016

Item	Part No.	Description	Qty.	Remarks
49	59477	Sensor Bracket	1	
50	59492	Ram Pin	2	
51	59494	Ram Pin	2	
52	59678	Motor Reaction Bracket	1	
53	59679	Motor Reaction Bracket	1	
54	59680	Bush	2	
55	59853	LH Stainless Panel	1	
56	59854	RH Stainless Panel	1	
57				
58				
59	62353	Support Beam	1	
60	62906	Roller Assembly	2	(see list at end)
61	62909	Roller Shaft	1	
62	62910	Ø90 Flanged Roller Assembly	2	(see list at end)
63	62911	Ø90 Plain Roller Assembly	1	(see list at end)
64				
65				
66				
67				
68				
69				
70				
71	62042RS	Bearing	2	
72				
73	MFC50HLT	Bearing	4	
74				
75	GS412	1/8" BSP Straight Grease Nipple	4	
76				
77	SS020011/015	Steel Spacer	8	
78	SS040017/069	Steel Spacer	2	
79	SS050017/006	Steel Spacer	2	
80	SS080013/005	Steel Spacer	2	
81	SS080036/004	Steel Spacer	2	
82				
83				
84	W0166	Ø30 External Circlip	2	
	12506	Roller Assembly Consists Of:		
85	0000300504	Felt Seal	1	
86	11265	Roller Spindle	1	
87	6005RS	Bearing	2	
88	PH407	Seal	1	
89	PH408	Seal	1	
90	PH51AR	Flanged Roller	1	
91	PS843	Circlip	2	
	19356	Roller Assembly Consists Of:		
92	0000300504	Felt Seal	1	
93	11265	Roller Spindle	1	
94	6005RS	Bearing	2	
95	PH407	Seal	1	
96	PH408	Seal	1	
97	PH77AR	Plain Roller	1	
98	PS843	Circlip	2	

T2 SPARE PARTS

4.12d

Machines from Serial No T2-168

Sieving Web Assembly

Assy No 59016

Item	Part No.	Description	Qty.	Remarks
	62906	Roller Assembly Consists Of:		
99	0000300504	Felt Seal	1	
100	11265A	Spindle (167mm)	1	Spindle (118mm) 11265B
101	60052RS	Bearing	2	
102	PH407	Seal	1	
103	PH408	Seal	1	
104	37056A	Ø60 Plain Roller	1	
105	PS843	Circlip	2	
	62910	Roller Assembly Consists Of:		
106	37291	Ø90 Flanged Steel Roller	1	
107	6006RS	Bearing	2	
108	RH56	Circlip	1	
109	Z006	Sealing Ring	5	
109a	SS050031/005	Steel Spacer	1	
109b	PS326M	Locking Collar	1	
	62911	Roller Assembly Consists Of:		
110	37307	Ø90 Plain Steel Roller	1	
111	6006RS	Bearing	2	
112				
113	Z006	Sealing Ring	4	
114	SS050031/005	Steel Spacer	2	
115	PS326M	Locking Collar	2	
	59459	28mm Pitch Sieving Web with 'F' Type Joiners Consists Of:		
121	59459/1	Ø10 Web Rod (over joiner)	2	
122	59459/2	28mm Pitch 'F' Type Joiner (5 hole)	6	
123	RPGM002.00405	Ø10 Centre Clip	224	
124	RPW300.301210/1	Ø10 Joiner Rod	1	
125	RPM432.309182	Ø10 Web Rod	224	
126	KA16048	Clamp Plate (2 hole)	448	
127	DIN661 5x30	Ø5x30 Rivet	30	
128	DIN661 5x23	Ø5x23	896	
129				
	59235	36mm Pitch Sieving Web with 'F' Type Joiners or Male/Female Joiners Consists Of:		
121	59459/1	Ø10 Web Rod (under joiner)	2	
122	RPM419.663632	36mm Pitch 'F' Type Joiner (4 hole)	6	
122a	56155/1	36mm Pitch Male Joiner (2 hole)	3	
122b	56155/2	36mm Pitch Female Joiner (2 hole)	3	
123	RPGM002.00405	Ø10 Centre Clip	174	
124	RPW300.301210/1	Ø10 Joiner Rod	1	
125	RPM432.309182	Ø10 Web Rod	174	
126	KA16048	Clamp Plate (2 hole)	348	
127	DIN661 5x30	Ø5x30 Rivet	24	
128	DIN661 5x23	Ø5x23	696	
129				

4.12e

T2 SPARE PARTS

Machines from Serial No T2-168

Sieving Web Assembly

Assy No 59016


Item	Part No.	Description	Qty.	Remarks
	59235	36mm Pitch Sieving Web with Female Joiners Consists Of:		
130	RPM432.309182	Ø10 Web Rod	173	
131	RPM432.309183	Ø10 Joiner Rod	2	
132	RPM432.101001	Ø12 Web Rod (under joiner)	2	
133	RPGM002.00405	Ø10 Centre Clip	173	
134	56155/2	Female Joiner Clip (2 hole)	6	
135	57642/36/4	36mm Pitch Double Pivot	3	
136	56155/5	Clamp Plate (2 hole)	346	
137	RPF240.160300	Ø6x30 Rivet	12	
138	59202/2	Ø5/Ø6x23 2-Stage Rivet	692	
139				
	59459	28mm Pitch Sieving Web with Male Joiners Consists Of:		
140	59453/1	Ø11 Web Rod	226	
141	59453/2	28mm Pitch Web Rod c/w Joiners	2	c/w clamp plates & screws
142	59453/3	Joiner Rod (Ø11x1630)	2	
143	59453/4	28mm Pitch Outer Joining Lock	2	
144	59453/5	28mm Pitch Inner Joining Lock	1	
145	59453/6	Centre Joiner Rod (Ø11x1600)	1	
146	57456/28/3	Tapped Clamp Plate (2 hole)	6	
147	RPGM002.00406	Ø11 Centre Clip	226	
148	12238/6	Clamp Plate (2 hole)	452	
149	57058/4	Ø5.5x23 Rivet	904	
150	22016006/025	M6x25 CSK Setscrew	12	
151				
	59741	32mm Pitch Sieving Web with Male Joiners Consists Of:		
140	59453/1	Ø11 Web Rod	197	
141	-	32mm Pitch Web Rod c/w Joiners	2	c/w clamp plates & screws
142	59453/3	Joiner Rod (Ø11x1630)	2	
143	57456/32/2	32mm Pitch Outer Joining Lock	2	
144	574546/32/2A	32mm Pitch Inner Joining Lock	1	
145	59453/6	Centre Joiner Rod (Ø11x1600)	1	
146	57456/28/3	Tapped Clamp Plate (2 hole)	6	
147	RPGM002.00406	Ø11 Centre Clip	197	
148	12238/6	Clamp Plate (2 hole)	591	
149	57058/4	Ø5.5x23 Rivet	1182	
150	22016006/025	M6x25 CSK Setscrew	12	
151				
	59235	36mm Pitch Sieving Web with Male Joiners Consists Of:		
152	59453/1	Ø11 Web Rod	176	
153	59202/3G	36mm Pitch Male Joiners & Web Rod	2	c/w clamp plates & screws
154	59453/3	Joiner Rod (Ø11x1630)	2	
155	57058/36/3HD	36mm Pitch 'H' Joining Lock	3	
156	57456/36/3	Tapped Clamp Plate (4 hole)	6	
157	RPGM002.00406	Ø11 Centre Clip	176	
158	12238/6	Clamp Plate (2 hole)	352	
159	57058/4	Ø5.5x23 Rivet	704	
160	22016006/025	M6x25 CSK Setscrew	24	
161				

T2 SPARE PARTS**4.12f**

Machines from Serial No T2-168

Sieving Web Assembly**Assy No 59016**

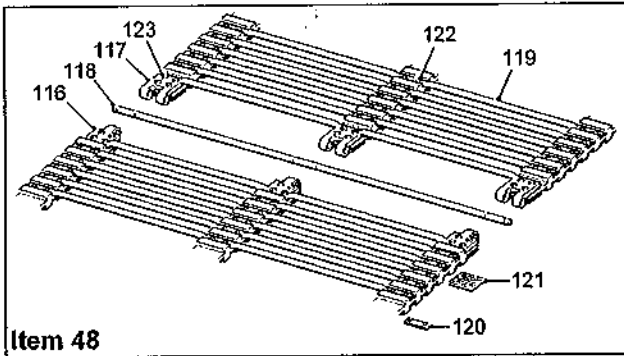
Item	Part No.	Description	Qty.	Remarks
	59236	40mm Pitch Sieving Web with Male Joiners Consists Of:		
152	59453/1	Ø11 Web Rod	158	
153	59236/1	40mm Pitch Male Joiners & Web Rod	2	c/w clamp plates & screws
154	59453/3	Joiner Rod (Ø11x1630)	2	
155	59236/2	40mm Pitch 'H' Joining Lock	3	
156	59236/3	Tapped Clamp Plate (4 hole)	6	
157	RPGM002.00406	Ø11 Centre Clip	158	
158	12238/6	Clamp Plate (2 hole)	316	
159	57058/4	Ø5.5x23 Rivet	632	
160	22016006/025	M6x25 CSK Setscrew	24	
161				
	59237	45mm Pitch Sieving Web with Male Joiners Consists Of:		
152	59453/1	Ø11 Web Rod	140	
153	59237/3	45mm Pitch Male Joiners & Web Rod	2	c/w clamp plates & screws
154	59453/3	Joiner Rod (Ø11x1630)	2	
155	57058/45/3HD	45mm Pitch 'H' Joining Lock	3	
156	57058/45/4HD	Tapped Clamp Plate (4 hole)	6	
157	RPGM002.00406	Ø11 Centre Clip	140	
158	12238/6	Clamp Plate (2 hole)	280	
159	57058/4	Ø5.5x23 Rivet	560	
160	22016006/025	M6x25 CSK Setscrew	24	
161				
	59238	50mm Pitch Sieving Web with Male Joiners Consists Of:		
152	59453/1	Ø11 Web Rod	125	
153	59238/1	50mm Pitch Male Joiners & Web Rod	2	c/w clamp plates & screws
154	59453/3	Joiner Rod (Ø11x1630)	2	
155	59238/2	50mm Pitch 'H' Joining Lock	3	
156	59238/3	Tapped Clamp Plate (4 hole)	6	
157	RPGM002.00406	Ø11 Centre Clip	125	
158	12238/6	Clamp Plate (2 hole)	250	
159	57058/4	Ø5.5x23 Rivet	500	
160	22016006/025	M6x25 CSK Setscrew	24	
161				
	62396	56mm Pitch Sieving Web with Male Joiners Consists Of:		
152	59453/1	Ø11 Web Rod	111	
153	62395/1	56mm Pitch Male Joiners & Web Rod	2	c/w clamp plates & screws
154	59453/3	Joiner Rod (Ø11x1630)	2	
155	57058/56/3HD	56mm Pitch 'H' Joining Lock	3	
156	59238/3	Tapped Clamp Plate (6 hole)	6	
157	RPGM002.00406	Ø11 Centre Clip	111	
158	12238/6	Clamp Plate (2 hole)	222	
159	57058/4	Ø5.5x23 Rivet	444	
160	22016006/025	M6x25 CSK Setscrew	36	
161				



Machines from 2016

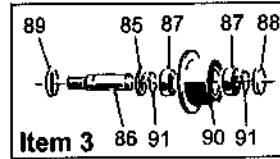
Sieving Web Assembly

Assy No 59016

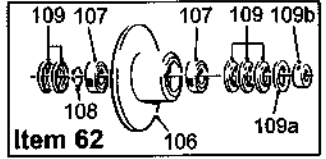


Item 48

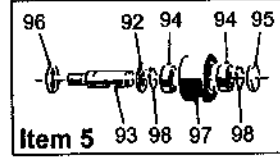
T2-SP232



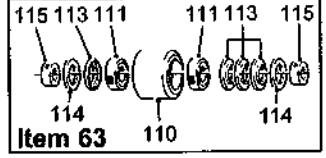
Item 3



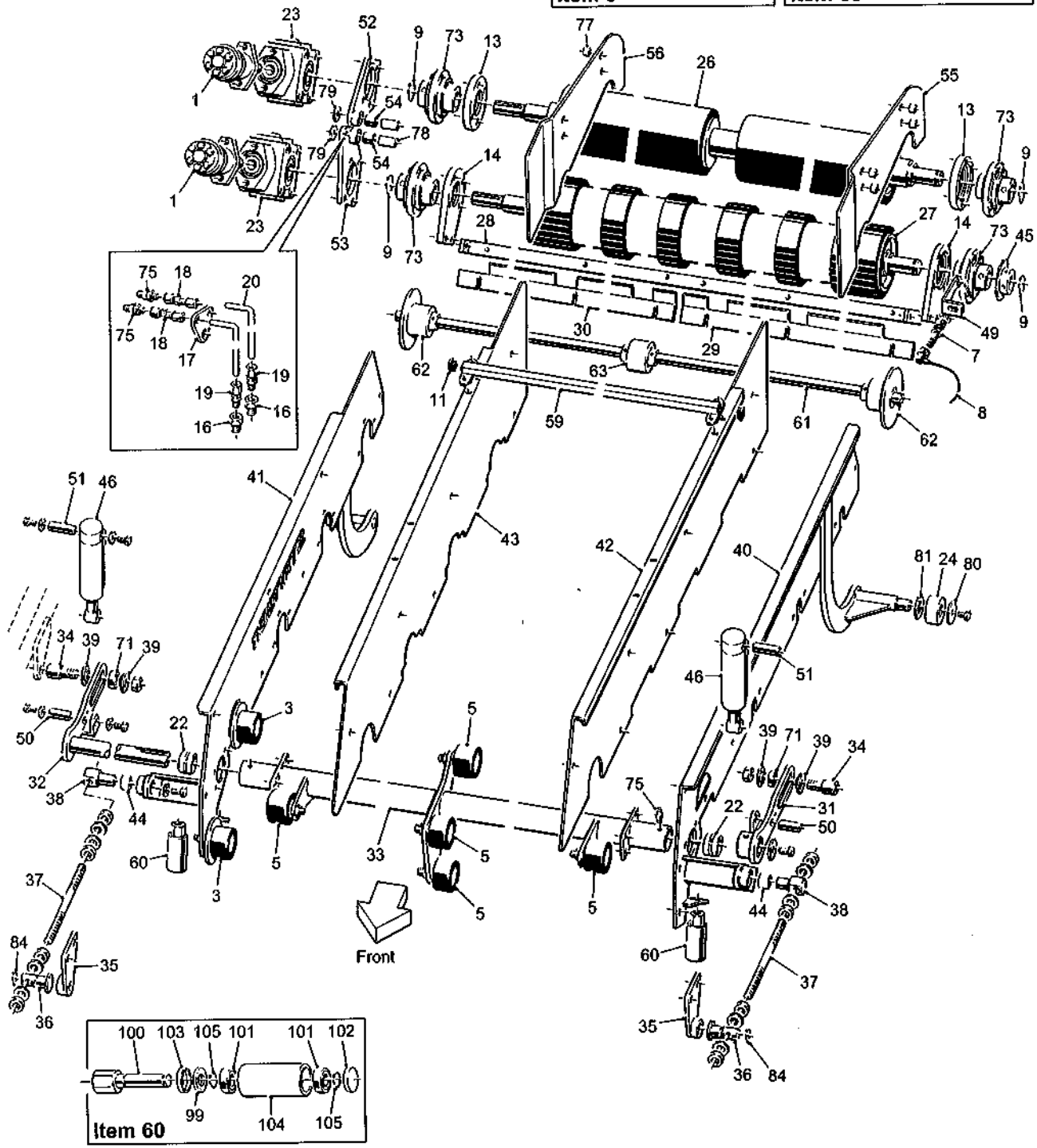
Item 62



Item 5



Item 63



Item 60

4.12a

T2 SPARE PARTS

Machines from 2016

Sieving Web Assembly

Assy No 59016

Item	Part No.	Description	Qty.	Remarks
1	11201	Hydraulic Motor (80cc)	2	
	37898	Hydraulic Motor (125cc)	2	
2				
3	12506	Roller Assembly	4	(see list at end)
4				
5	19356	Roller Assembly	5	(see list at end)
6				
7	32037/1	Proximity Sensor	1	
8	32037/2	Sensor Cable (5m)	1	
9	33130/16	Ø50 External Circlip	4	
10				
11	37753	Plastic Insert (30x30)	2	
12				
13	46401	Bearing Plate	2	
14	46402	Scraper Plate	2	
15				
16	51137	1/8"-1/4"UNF Adaptor	2	
17	51668	Grease Nipple Mounting Plate	1	
18	51669	Plate Adaptor	2	
19	51670	Straight Connector	2	
20	51671/350	Tube (350mm)	2	
21				
22	56377	Nylon Bush	2	
23	56641	Gearbox Assembly	2	
24	56829	Nylon Roller	2	
25				
26	59112	Main Drive Shaft	1	
27	59113	Assister Shaft	1	
28	59124	Scraper Bar	1	
29	59125	LH Scraper	1	
30	59126	RH Scraper	1	
31	59194	LH Lift Arm	1	
32	59195	RH Lift Arm	1	
33	59197	Support Roller Frame	1	
34	59198	Bearing Spigot	2	
35	59199	Pivot Adjuster Bracket	2	
36	59200	Pivot Adjuster Pin	2	
37	59201	Adjuster Rod	2	
38	59203	Pivot Boss	2	
39	59206	Top Hat Spacer	4	
40	59207	LH Web Side	1	
41	59208	RH Web Side	1	
42	59216	LH Stainless Steel Panel	1	
43	59217	RH Stainless Steel Panel	1	
44	59268	Nylon Bush	2	
45	59278	Sensor Disc	2	
46	59360	Hydraulic Ram		
47				
48	59459MF	28mm Pitch Web	1	(see list at end)
	59235MF	36mm Pitch Web	1	(see list at end)
	59236MF	40mm Pitch Web	1	(see list at end)
	59237MF	45mm Pitch Web	1	(see list at end)
	59238MF	50mm Pitch Web	1	(see list at end)
	62396MF	56mm Pitch Web	1	(see list at end)

T2 SPARE PARTS**4.12b**

Machines from 2016

Sieving Web Assembly**Assy No 59016**

Item	Part No.	Description	Qty.	Remarks
49	59477	Sensor Bracket	1	
50	59492	Ram Pin	2	
51	59494	Ram Pin	2	
52	59678	Motor Reaction Bracket	1	
53	59679	Motor Reaction Bracket	1	
54	59680	Bush	2	
55	59853	LH Stainless Panel	1	
56	59854	RH Stainless Panel	1	
57				
58				
59	62353	Support Beam	1	
60	62906	Roller Assembly	2	(see list at end)
61	62909	Roller Shaft	1	
62	62910	Ø90 Flanged Roller Assembly	2	(see list at end)
63	62911	Ø90 Plain Roller Assembly	1	(see list at end)
64				
65				
66				
67				
68				
69				
70				
71	62042RS	Bearing	2	
72				
73	MFC50HLT	Bearing	4	
74				
75	GS412	1/8" BSP Straight Grease Nipple	4	
76				
77	SS020011/015	Steel Spacer	8	
78	SS040017/069	Steel Spacer	2	
79	SS050017/006	Steel Spacer	2	
80	SS080013/005	Steel Spacer	2	
81	SS080036/004	Steel Spacer	2	
82				
83				
84	W0166	Ø30 External Circlip	2	
	12506	Roller Assembly Consists Of:		
85	0000300504	Felt Seal	1	
86	11265	Roller Spindle	1	
87	6005RS	Bearing	2	
88	PH407	Seal	1	
89	PH408	Seal	1	
90	PH51AR	Flanged Roller	1	
91	PS843	Circlip	2	
	19356	Roller Assembly Consists Of:		
92	0000300504	Felt Seal	1	
93	11265	Roller Spindle	1	
94	6005RS	Bearing	2	
95	PH407	Seal	1	
96	PH408	Seal	1	
97	PH77AR	Plain Roller	1	
98	PS843	Circlip	2	

Machines from 2016

Sieving Web Assembly

Assy No 59016


Item	Part No.	Description	Qty.	Remarks
	62906	Roller Assembly Consists Of:		
99	0000300504	Felt Seal	1	
100	11265A	Spindle (167mm)	1	Spindle (118mm) 11265B
101	60052RS	Bearing	2	
102	PH407	Seal	1	
103	PH408	Seal	1	
104	37056A	Ø60 Plain Roller	1	
105	PS843	Circlip	2	
	62910	Roller Assembly Consists Of:		
106	37291	Ø90 Flanged Steel Roller	1	
107	6006RS	Bearing	2	
108	RH56	Circlip	1	
109	Z006	Sealing Ring	5	
109a	SS050031/005	Steel Spacer	1	
109b	PS326M	Locking Collar	1	
	62911	Roller Assembly Consists Of:		
110	37307	Ø90 Plain Steel Roller	1	
111	6006RS	Bearing	2	
112				
113	Z006	Sealing Ring	4	
114	SS050031/005	Steel Spacer	2	
115	PS326M	Locking Collar	2	
	59459MF	28mm Pitch Sieving Web		
		Consists Of:		
116	59459MF/1	28mm Pitch Male Joiners & Rod	1	
117	59459MF/2	28mm Pitch Female Joiners & Rod	1	
118	59202MF/3	Joining Rod	1	
119	59740/1	Web Rod	228	
120	12238/6	Clamp Plate	684	
121	-	Tapped Clamp Plate	6	
122	57058/4	Ø5.5x23 Rivet	1368	
123	22016006/025	M6x25 CSK Setscrew	-	
	59235MF	36mm Pitch Sieving Web		
		Consists Of:		
116	59202MF/1	36mm Pitch Male Joiners & Rod	1	
117	59202MF/2	36mm Pitch Female Joiners & Rod	1	
118	59202MF/3	Joining Rod	1	
119	59740/1	Web Rod	177	
120	12238/6	Clamp Plate	531	
121	57456/36/3	36mm Pitch Tapped Clamp Plate	6	
122	57058/4	Ø5.5x23 Rivet	1062	
123	22016006/025	M6x25 CSK Setscrew	24	

Machines from 2016

Sieving Web Assembly

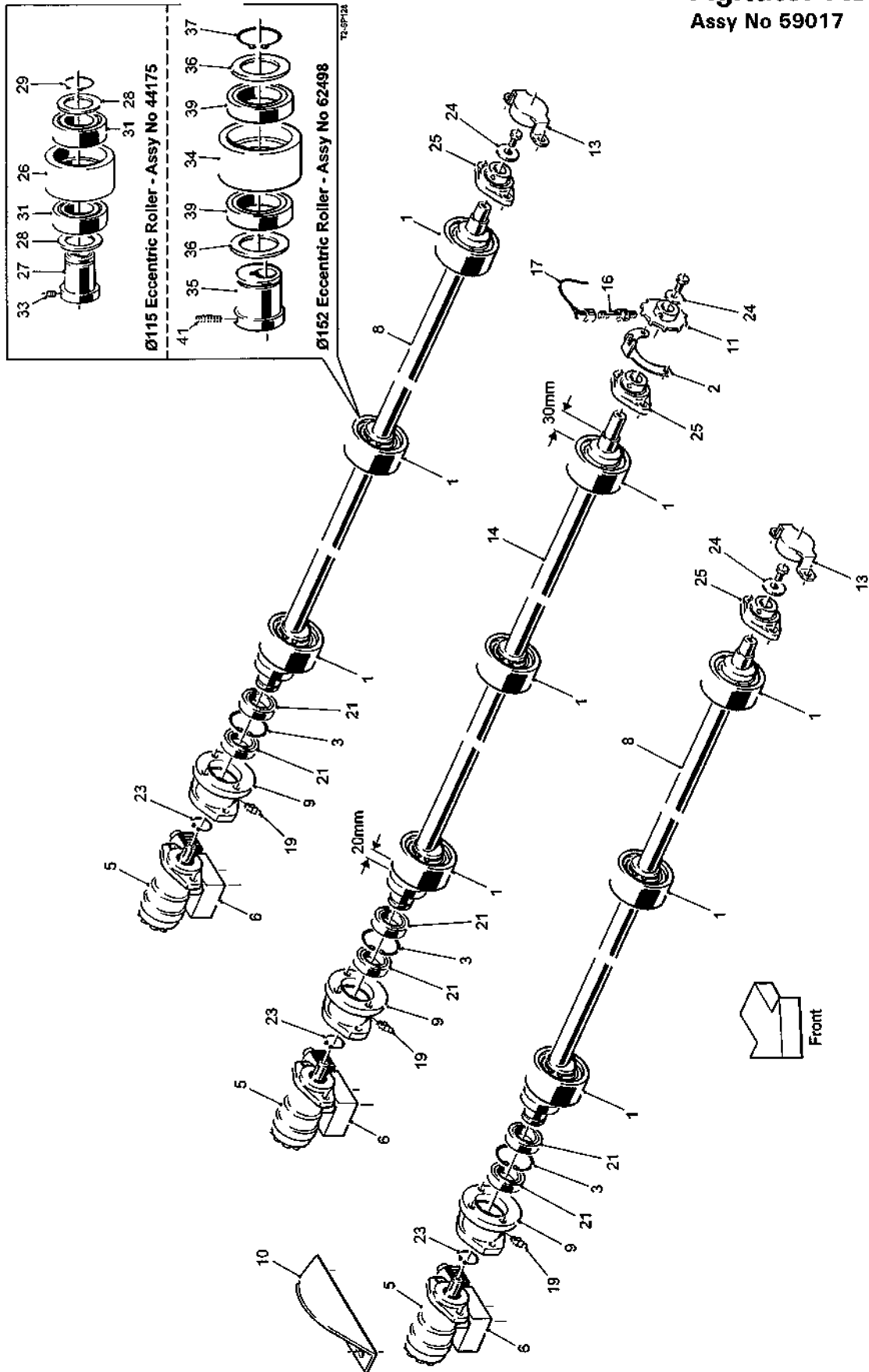
Assy No 59016

Item	Part No.	Description	Qty.	Remarks
	59236MF	40mm Pitch Sieving Web		
		Consists Of:		
116	59236MF/1	40mm Pitch Male Joiners & Rod	1	
117	59236MF/2	40mm Pitch Female Joiners & Rod	1	
118	59202MF/3	Joining Rod	1	
119	59740/1	Web Rod	159	
120	12238/6	Clamp Plate	477	
121	59236/3	40mm Pitch Tapped Clamp Plate	6	
122	57058/4	Ø5.5x23 Rivet	954	
123	22016006/025	M6x25 CSK Setscrew	24	
	59237MF	45mm Pitch Sieving Web		
		Consists Of:		
116	59237MF/1	45mm Pitch Male Joiners & Rod	1	
117	59237MF/2	45mm Pitch Female Joiners & Rod	1	
118	59202MF/3	Joining Rod	1	
119	59740/1	Web Rod	141	
120	12238/6	Clamp Plate	423	
121	57058/45/4HD	45mm Pitch Tapped Clamp Plate	6	
122	57058/4	Ø5.5x23 Rivet	846	
123	22016006/025	M6x25 CSK Setscrew	24	
	59238MF	50mm Pitch Sieving Web		
		Consists Of:		
116	59238MF/1	50mm Pitch Male Joiners & Rod	1	
117	59238MF/2	50mm Pitch Female Joiners & Rod	1	
118	59202MF/3	Joining Rod	1	
119	59740/1	Web Rod	126	
120	12238/6	Clamp Plate	378	
121	59238/3	50mm Pitch Tapped Clamp Plate	6	
122	57058/4	Ø5.5x23 Rivet	756	
123	22016006/025	M6x25 CSK Setscrew	24	
	62396MF	55mm Pitch Sieving Web		
		Consists Of:		
116	62396MF/1	55mm Pitch Male Joiners & Rod	1	
117	62396MF/2	55mm Pitch Female Joiners & Rod	1	
118	59202MF/3	Joining Rod	1	
119	59740/1	Web Rod	112	
120	12238/6	Clamp Plate	336	
121	-	55mm Pitch Tapped Clamp Plate	6	
122	57058/4	Ø5.5x23 Rivet	672	
123	22016006/025	M6x25 CSK Setscrew	24	



Machines from Serial No T2-168

Agitator Assembly
Assy No 59017



4.13a

T2 SPARE PARTS

Machines from Serial No T2-168

Agitator Assembly

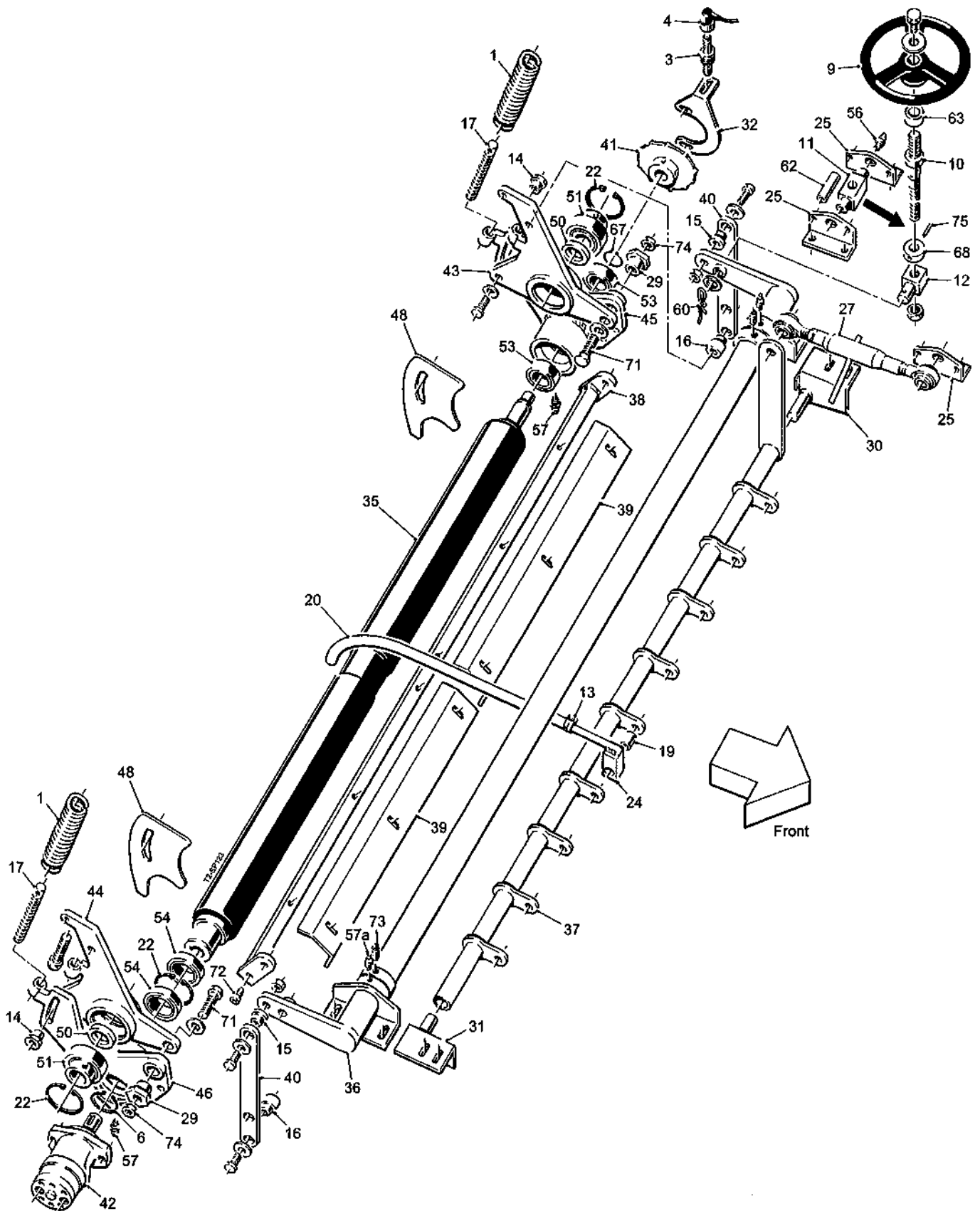
Assy No 59017

Item	Part No.	Description	Qty.	Remarks
1	44175	Ø115 Eccentric Roller Assembly	9	(see list at end)
	62498	Ø152 Eccentric Roller Assembly	9	(see list at end)
2	62897	Sensor Bracket	1	
3	46564	Ø90 Internal Circlip	3	
4				
5	59108	Hydraulic Motor	3	
6	59215	Hydraulic Motor Valve	3	
7				
8	59224	Agitator Shaft	2	
9	59225	Motor Mounting	3	
10	62615	Motor Shield	1	
11	59277	Sensor Disc	1	
12				
13	59298	Bearing Shield	2	
14	59365	Agitator Shaft (centre)	1	
15				
16	32037/1	Proximity Sensor	1	
17	32037/4	Sensor Cable (10m)	1	
18				
19	RPC648.081250	M8 Straight Grease Nipple	3	
20				
21	6210RS	Bearing	6	
22				
23	RPF200.050200	Ø50 External Circlip	3	
24	SS040009/003	Steel Spacer	3	
25	SFT35	Bearing	3	
	44175	Ø115 Eccentric Roller Assembly		
		Consists Of:		
26	44164	Ø115 Roller	1	
27	44165	Eccentric Hub	1	
28	44167	Washer	2	
29	44176	Ø60 External Circlip	1	
30				
31	6012RS	Bearing	2	
32				
33	22018008/010	M8 Grub Screw	1	
	62498	Ø152 Eccentric Roller Assembly		
		Consists Of:		
34	62495	Ø152 Roller	1	
35	62496	Eccentric Hub	1	
36	62497	Washer	2	
37	37443	Ø80 External Circlip	1	
38				
39	6216RS	Bearing	2	
40				
41	22018008/030	M8 Grub Screw	1	

Machines from Serial No T2-168

Haulm Roller Assembly

Assy No 59018A



4.14a**T2 SPARE PARTS**

Machines from Serial No T2-168

Haulm Roller Assembly

Assy No 59018A

Item	Part No.	Description	Qty.	Remarks
1	11648	Tension Spring	2	
2				
3	32037/1	Proximity Sensor	1	
4	32037/2	Sensor Cable (5m)	1	
5				
6	33130/16	Ø50 External Circlip	1	
7				
8				
9	42109	Hand Wheel	1	
10	42127	Screw Adjuster	1	
11	42137	Adjuster Screw Trunnion	1	
12	42141	Trunnion	1	
13	42648	14mm-22m Jubilee Clip	9	
14	42778	Guide Bush	2	
15	42781	Pivot Bush (short)	2	
16	42781A	Pivot Bush (long)	2	
17	42800	Spring Tensioner	2	
18				
19	44122	Pivot Boss	9	
20	44159	Plastic Cover	9	
21				
22	46564	Ø90 Internal Circlip	3	
23				
24	51052	Haulm Finger	9	
25	51514	Adjuster Angle	3	
26				
27	54327	Top Link Assembly	1	
28				
29	56209	Pivot Boss	2	
30	56221	LH Mounting Bracket	1	
31	56222	RH Mounting Bracket	1	
32	56921	Sensor Bracket	1	
33				
34				
35	59114A	Haulm Roller	1	
36	59116	Adjuster Shaft	1	
37	59117	Haulm Finger Mounting	1	
38	59121A	Scraper Mounting	1	
39	59122	Scraper Blade	2	
40	59123	Adjuster Link	2	
41	59151	Sensor Disc	1	
42	59803	Hydraulic Motor	1	
43	59826A	LH Support Bracket	1	
44	59827A	RH Support Bracket	1	
45	59828A	LH Mounting Plate	1	
46	59829A	RH Mounting Plate	1	
47				
48	62502	Filler Plate	2	
49				
50	64073	Bearing Spacer	2	
51	1150-50	Bearing	2	
52				
53	6207RS	Bearing	2	
54	6210RS	Bearing	2	
55				

T2 SPARE PARTS**4.14b**

Machines from Serial No T2-168

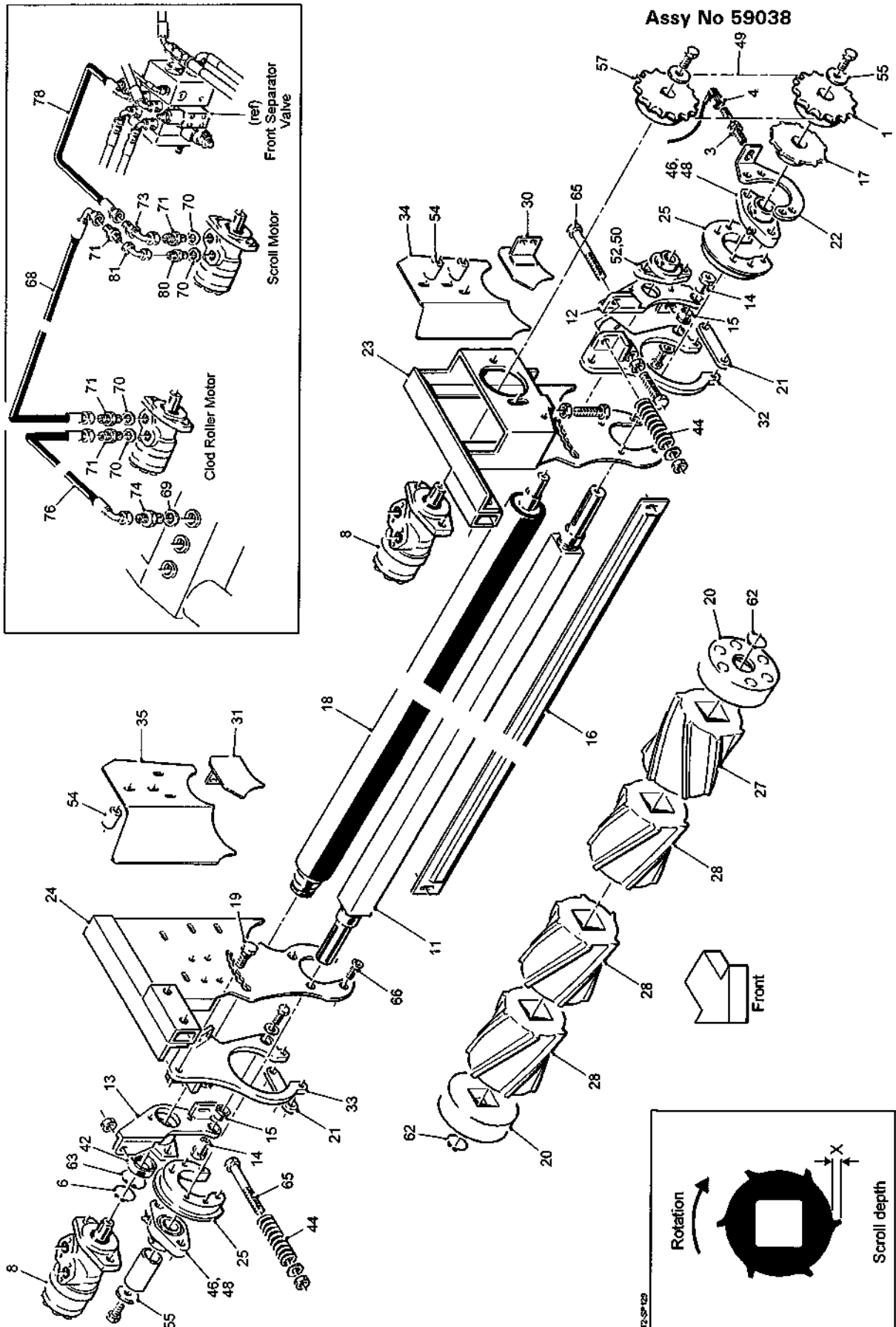
Haulm Roller Assembly**Assy No 59018A**

Item	Part No.	Description	Qty.	Remarks
56	GS411	1/8"BSP Angled Grease Nipple	2	
57	GS412	1/8"BSP Straight Grease Nipple	2	Prior to 2016 was Qty x4
57a	RPC648.081250	M8 Straight Grease Nipple	2	Prior to 2016 was GS412
58				
59				
60	S86-82-002	'R' Clip	1	
61				
62	SS016011/053	Steel Spacer	2	
63	SS030025/022	Steel Spacer	1	
64				
65				
66				
67	W0118	Ø35 External Circlip	1	
68	W0679	Stop Collar	1	
69				
70				
71	22011020/070	M20x70 Setscrew	2	
72	22015016/045	M16x45 Socket Head Cap Screw	2	
73	22018008/010	M8x10 Grub Screw	2	Prior to 2016 was 22018010/010
74	22034020	M20 Half Nut	2	
75	22067006/030	Ø6x30 Roll Pin	1	



Machines from Serial No T2-168

OMEGA Feed Unit Assy No 59038



5.1a**T2 SPARE PARTS**

Machines from Serial No T2-168

OMEGA Feed Unit

Assy No 59038


Item	Part No.	Description	Qty.	Remarks
1	11833	21T 3/4"Pitch Sprocket	1	
2				
3	32037/1	Proximity Sensor	1	
4	32037/2	Sensor Cable (5m)	1	
5				
6	33130/16	Ø50 External Circlip	1	
7				
8	44563	Hydraulic Motor	2	
9				
10				
11	59136/1800	Scroll Shaft	1	
12	59146	LH Clod Roller Plate	1	
13	59148	RH Clod Roller Plate	1	
14	59162	Pivot Pin	2	
15	59163	Pivot Flange Bush	2	
16	59164	Clod Roller Scraper	1	
17	59277	Sensor Disc	1	
18	59310	Ø85 Rubbered Clod Roller	1	
19	59346	Location Bolt	2	
20	59348	End Cap	2	
21	59352	Carrier Plate Tie	2	
22	59364	Sensor Bracket	1	
23	59565	LH Mounting Plate	1	
24	59566	RH Mounting Plate	1	
25	59569	Bearing Boss	2	
26				
27	59934S	LH Scroll (X = 10mm)	1	Option
	59936S	LH Scroll (X = 6mm)	1	Option
28	59935S	RH Scroll (X = 10mm)	8	Option
	59937S	RH Scroll (X = 6mm)	8	Option
29				
30	62650	LH Deflector Plate	1	
31	62651	RH Deflector Plate	1	
32	62664	LH Carrier Plate	1	
33	62665	RH Carrier Plate	1	
34	62666	LH Side Panel	1	
35	62667	RH Side Panel	1	
36				
37				
38				
39				
40				
41				
42	60102RS	Bearing	1	
43				
44	DW25131	Compression Spring	2	
45				
46	LFTC35A	Bearing	2	
47				
48	RPC648.061001	Grease Nipple 45°	2	
49	RPT732.620056	3/4"Pitch Drive Chain	1	
50	RPC648.061002	Grease Nipple 90°	1	
51				

T2 SPARE PARTS**5.1b**

Machines from Serial No T2-168

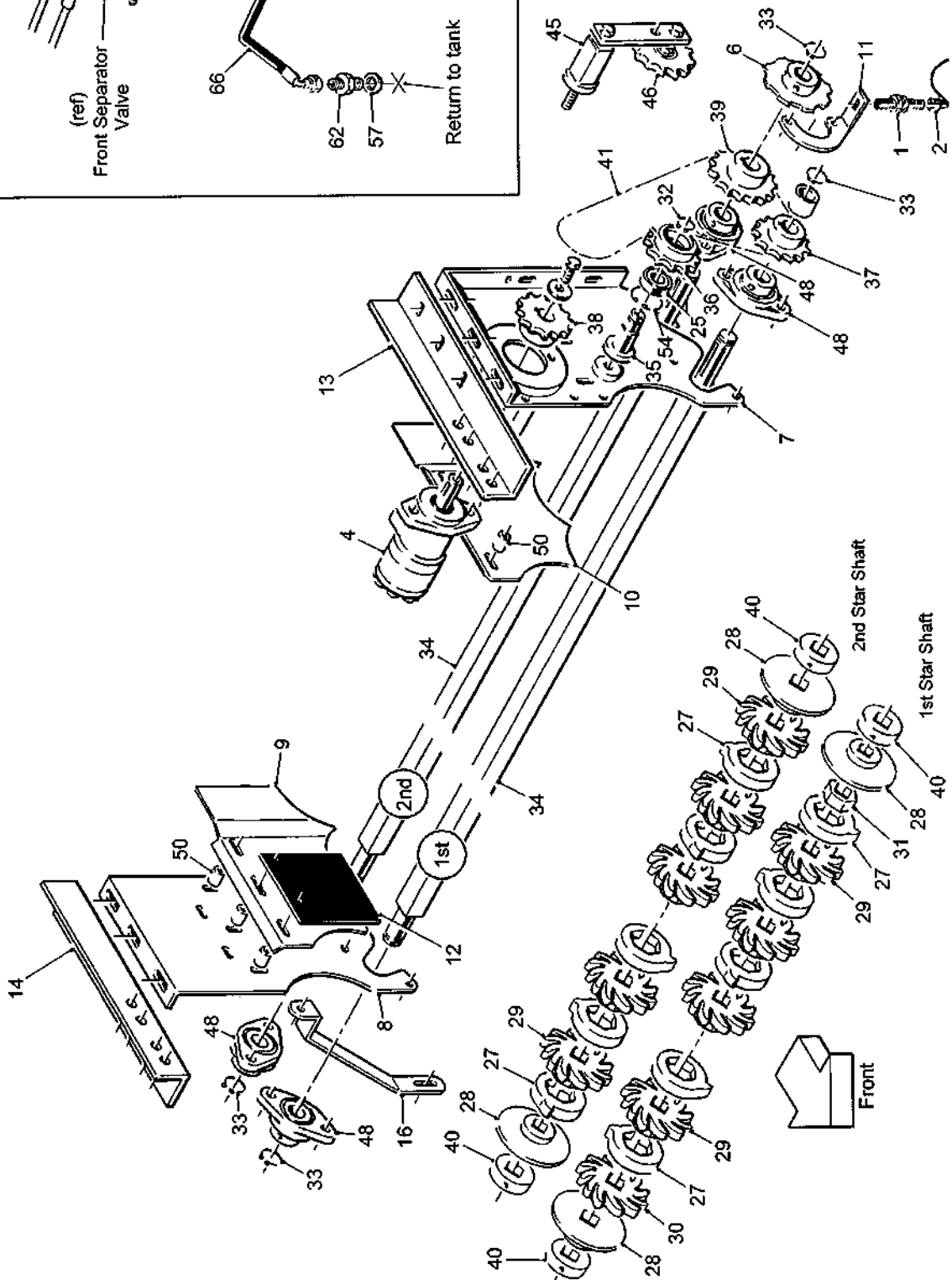
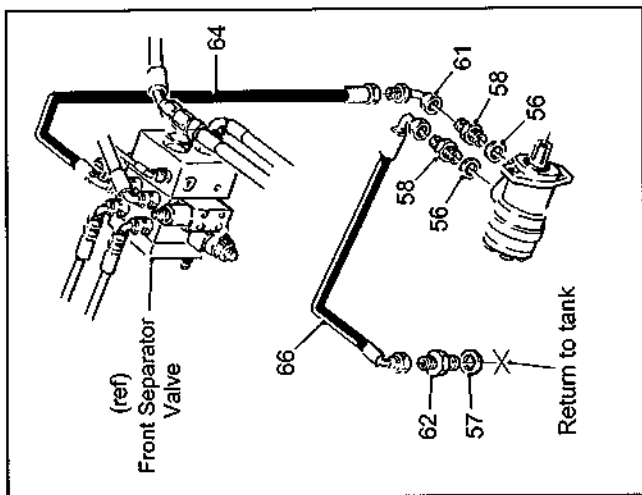
OMEGA Feed Unit**Assy No 59038**

Item	Part No.	Description	Qty.	Remarks
52	SFT25	Bearing	1	
53				
54	SS025011/055	Steel Spacer	4	
55	SS040011/003	Steel Spacer	2	
56				
57	TBMW107	21T 3/4"Pitch Sprocket	1	
58				
59				
60				
61				
62	W0117	Ø45 External Circlip	2	
63	W0161	Ø80 Internal Circlip	1	
64				
65	22012016/140	M16x140 Bolt	2	
66	22016010/020	M10x20 CSK Socket Head Screw	8	
67				
		Hydraulic Components Consist Of:		
68	11100	3/4"Hose Assembly (4750mm)	1	
69	11122	1"BSP Dowty Seal	1	
70	11124	1/2"BSP Dowty Seal	4	
71	11295	1/2"BSPx3/4"BSP M M Adaptor	4	
72				
73	12350	3/4"BSP M F Swept 90°Adaptor	1	Prior to 2016 Qty x2
74	12560	3/4"BSPx1"BSP M M Adaptor	1	
75				
76	13301	3/4"Hose Assembly (1650mm)	1	
77				
78	41182	3/4"Hose Assembly (600mm)	1	
79				
80	12315	1/2"BSP M M Adaptor	1	From 2016 only
81	12351	1/2"BSP F F Swept 90°Adaptor	1	From 2016 only



Machines from Serial No T2-168

Star Feed Unit Assy No 59093



5.2a

T2 SPARE PARTS

Machines from Serial No T2-168

Star Feed Unit

Assy No 59093

Item	Part No.	Description	Qty.	Remarks
1	32037/1	Proximity Sensor	1	
2	32037/2	Sensor Cable (5m)	1	
3				
4	46855	Hydraulic Motor	1	
5				
6	59277	Sensor Disc	1	
7	59501	LH Panel	1	
8	59502	RH Panel	1	
9	59508	RH Stainless Steel Panel	1	
10	59509	LH Stainless Steel Panel	1	
11	59599	Sensor Bracket	1	
12	59620	Rubber Infill	2	
13	59941	LH Mounting Angle	1	
14	59942	RH Mounting Angle	1	
15				
16	62640	Brace	1	
17				
18				
19				
20				
21				
22				
23				
24				
25	62052RS	Bearing	1	
26				
27	RPC700.309550	Cam Ring	96	
28	RPC700.310221	End Disc	4	
29	RPC700.310541	14 Finger Durocam Star	96	
30	RPC700.311776	14 Finger Durocam Star (narrow)	1	
31	RPC700.311777	Star Spacer	1	
32	RPF200.025200	Ø25 External Circlip	1	
33	RPF200.035250	Ø35 External Circlip	4	
34	RPM166.311026	Star Shaft	2	
35	RPM178.300392	Spindle	1	
36	RPM182.300390	15T 3/4"Pitch Sprocket	1	
37	RPM182.302700	15T 3/4"Pitch Sprocket	1	
38	RPM182.306371	15T 3/4"Pitch Sprocket	1	
39	RPM182.309594	18T 3/4"Pitch Sprocket	1	
40	RPM226.311775	Collar	4	
41	RPT732.620062	3/4" Pitch Drive Chain	1	
42				
43				
44				
45	RPS568X	Tensioner	1	
46	RPS569	Tensioner Sprocket Complete	1	
47				
48	SFT35	Bearing	4	
49				
50	SS025013/030	Steel Spacer	6	
51				
52				
53				
54	W0167	Ø52 Internal Circlip	1	
55				

T2 SPARE PARTS**5.2b**

Machines from Serial No T2-168

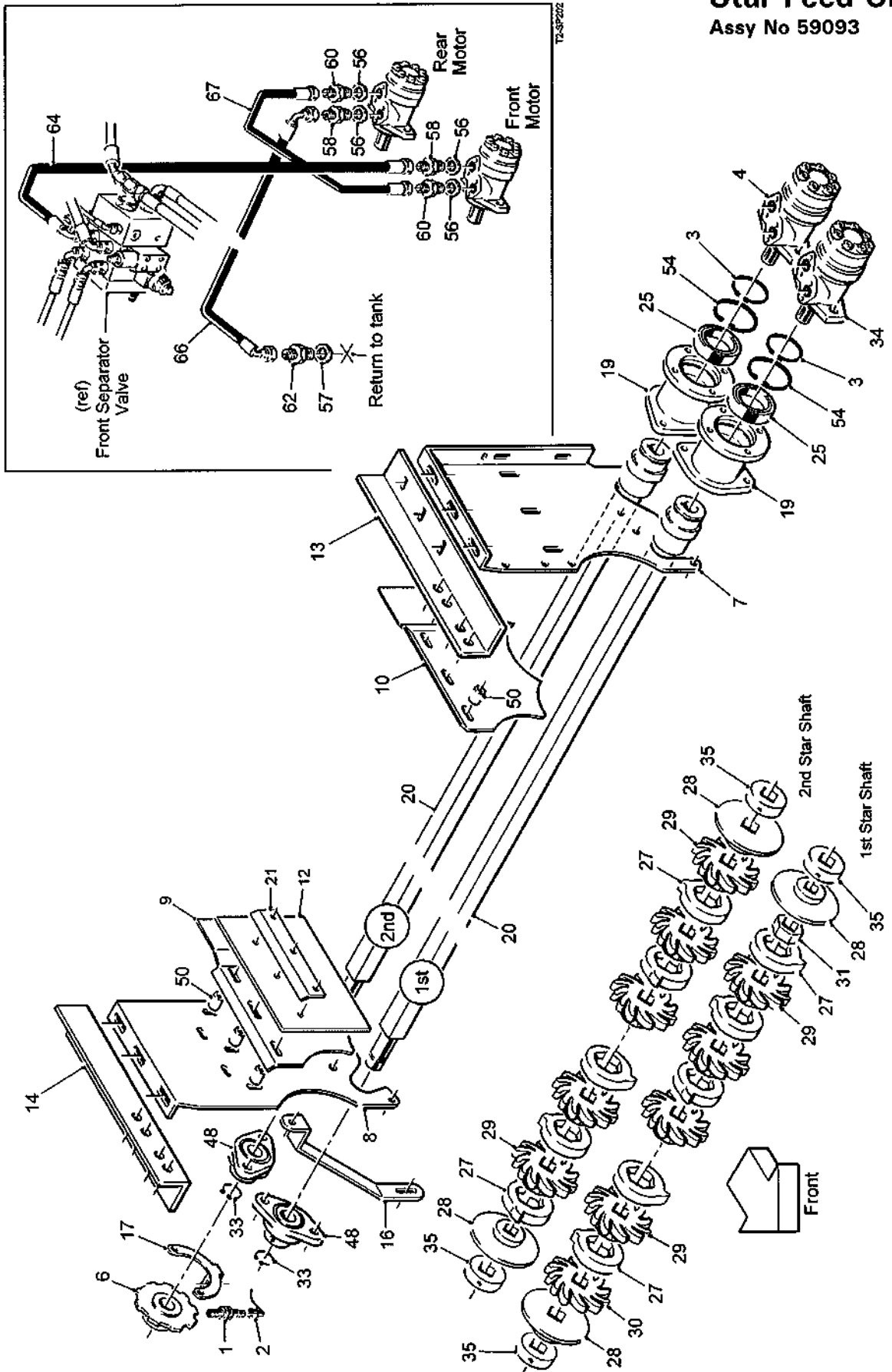
Star Feed Unit**Assy No 59093**

Item	Part No.	Description	Qty.	Remarks
		Hydraulic Components Consist Of:		
56	11124	1/2"BSP Dowty Seal	2	
57	11122	1"BSP Dowty Seal	1	
58	11295	1/2"BSPx3/4"BSP M M Adaptor	2	
59				
60				
61	12350	3/4"BSP M F Swept 90°Adaptor	1	
62	12560	3/4"BSPx1"BSP M M Adaptor	1	
63				
64	41182	3/4"Hose Assembly (600mm)	1	
65				
66	60694	3/4"Hose Assembly (1700mm)	1	



Machines from Serial No T2-186

Star Feed Unit Assy No 59093



5.2a

T2 SPARE PARTS

Machines from Serial No T2-186

Star Feed Unit

Assy No 59093

Item	Part No.	Description	Qty.	Remarks
1	32037/1	Proximity Sensor	1	
2	32037/2	Sensor Cable (5m)	1	
3	33130/16	Ø50 External Circlip	2	
4	46855	Hydraulic Motor (rear)	1	
5				
6	59277	Sensor Disc	1	
7	59501A	LH Panel	1	
8	59502	RH Panel	1	
9	59508	RH Stainless Steel Panel	1	
10	59509	LH Stainless Steel Panel	1	
11				
12	59620A	Rubber Infill	2	Part No. was 59620
13	59941	LH Mounting Angle	1	
14	59942	RH Mounting Angle	1	
15				
16	62640	Brace	1	
17	62897	Sensor Bracket	1	
18				
19	64079	Motor Mounting	2	
20	64080	Star Shaft	2	
21	64100	Clamp Strip	2	
22				
23				
24				
25	60102RS	Bearing	2	
26				
27	RPC700.309550	Cam Ring	96	
28	RPC700.310221	End Disc	4	
29	RPC700.310541	14 Finger Durocam Star	96	
30	RPC700.311776	14 Finger Durocam Star (narrow)	1	
31	RPC700.311777	Star Spacer	1	
32				
33	RPF200.035250	Ø35 External Circlip	4	
34	RPH850.306210	Hydraulic Motor (front)	1	
35	RPM226.311775	Collar	4	
36				
37				
38				
39				
40				
41				
42				
43				
44				
45				
46				
47				
48	SFT35	Bearing	2	
49				
50	SS025013/030	Steel Spacer	6	
51				
52				
53				
54	W0161	Ø80 Internal Circlip	2	
55				

T2 SPARE PARTS**5.2b**

Machines from Serial No T2-186

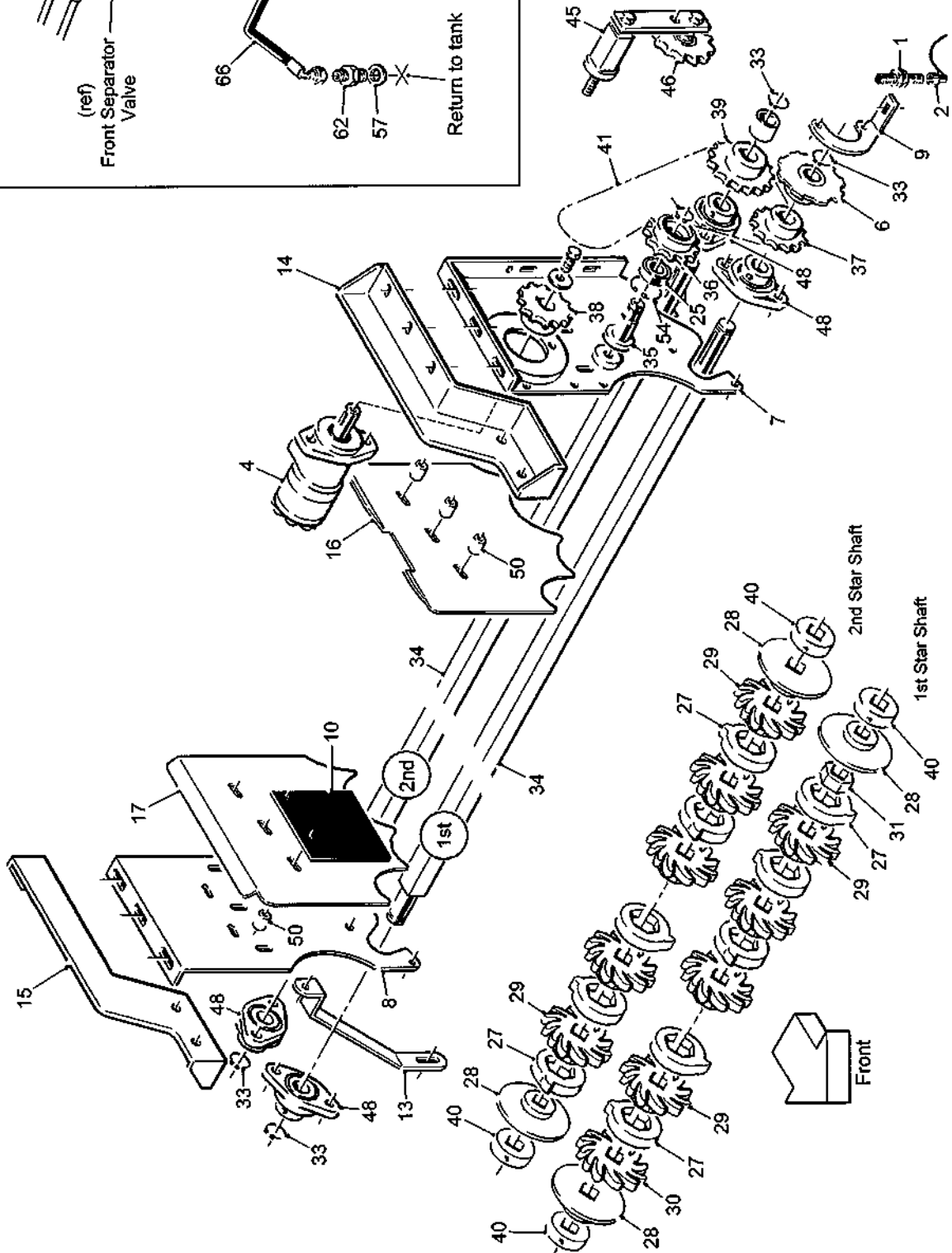
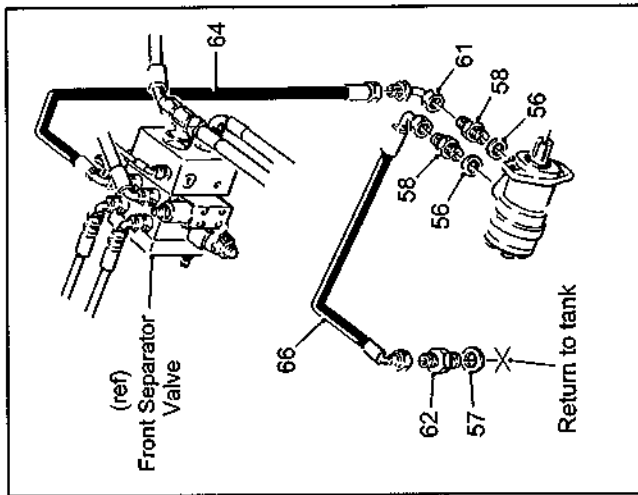
Star Feed Unit**Assy No 59093**

Item	Part No.	Description	Qty.	Remarks
		Hydraulic Components Consist Of:		
56	11124	1/2"BSP Dowty Seal	4	
57	11122	1"BSP Dowty Seal	1	
58	11295	1/2"BSPx3/4"BSP M M Adaptor	2	
59				
60	12315	1/2"BSP M M Adaptor	2	
61				
62	12560	3/4"BSPx1"BSP M M Adaptor	1	
63				
64	60488	3/4"Hose Assembly (1050mm)	1	
65				
66	60209	3/4"Hose Assembly (2100mm)	1	
67	60566	1/2"Hose Assembly (500mm)	1	



Machines from Serial No T2-168

Star Feed Unit Assy No 59093A



5.3a

T2 SPARE PARTS

Machines from Serial No T2-168

Star Feed Unit

Assy No 59093A

Item	Part No.	Description	Qty.	Remarks
1	32037/1	Proximity Sensor	1	
2	32037/2	Sensor Cable (5m)	1	
3				
4	46855	Hydraulic Motor	1	
5				
6	59277	Sensor Disc	1	
7	59501	LH Panel	1	
8	59502	RH Panel	1	
9	59599	Sensor Bracket	1	
10	59620	Rubber Infill	2	
11				
12				
13	62640	Brace	1	
14	62702A	LH Mounting (horizontal)	1	
	62702B	LH Mounting (inclined)	1	
15	62703A	RH Mounting (horizontal)	1	
	62703B	RH Mounting (inclined)	1	
16	62704	LH Stainless Steel Panel	1	For horizontal unit
	62704C	LH Stainless Steel Panel	1	For inclined unit
17	62705	RH Stainless Steel Panel	1	For horizontal unit
	62705C	RH Stainless Steel Panel	1	For inclined unit
18				
19				
20				
21				
22				
23				
24				
25	62052RS	Bearing	1	
26				
27	RPC700.309550	Cam Ring	96	
28	RPC700.310221	End Disc	4	
29	RPC700.310541	14 Finger Durocam Star	96	
30	RPC700.311776	14 Finger Durocam Star (narrow)	1	
31	RPC700.311777	Star Spacer	1	
32	RPF200.025200	Ø25 External Circlip	1	
33	RPF200.035250	Ø35 External Circlip	4	
34	RPM166.311026	Star Shaft	2	
35	RPM178.300392	Spindle	1	
36	RPM182.300390	15T 3/4"Pitch Sprocket	1	
37	RPM182.302700	15T 3/4"Pitch Sprocket	1	
38	RPM182.306371	15T 3/4"Pitch Sprocket	1	
39	RPM182.309594	18T 3/4"Pitch Sprocket	1	
40	RPM226.311775	Collar	4	
41	RPT732.620062	3/4" Pitch Drive Chain	1	
42				
43				
44				
45	RPS568X	Tensioner	1	
46	RPS569	Tensioner Sprocket Complete	1	
47				
48	SFT35	Bearing	4	
49				
50	SS025013/030	Steel Spacer	6	
51				

T2 SPARE PARTS**5.3b**

Machines from Serial No T2-168

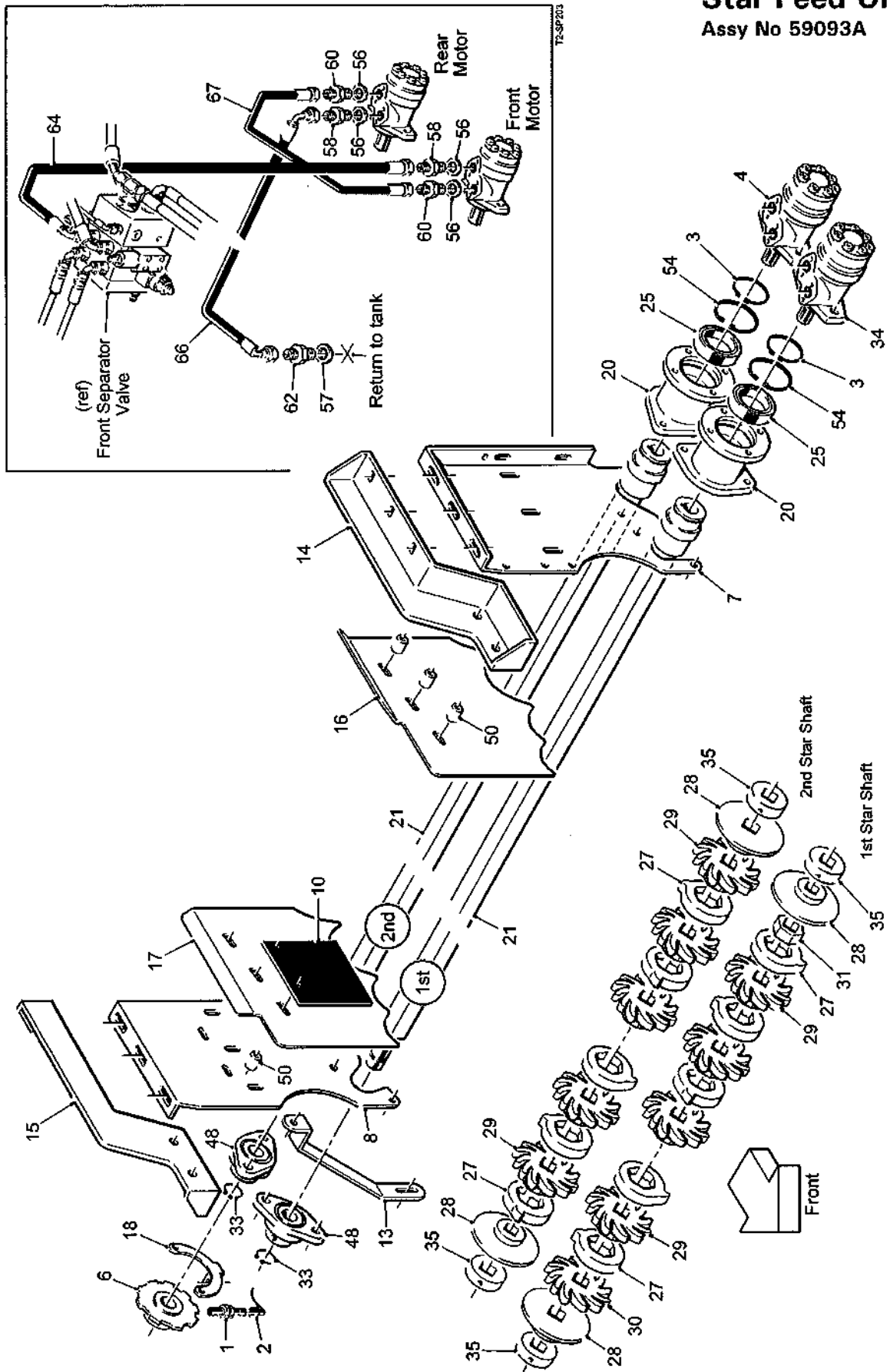
Star Feed Unit**Assy No 59093A**

Item	Part No.	Description	Qty.	Remarks
52				
53				
54	W0167	Ø52 Internal Circlip	1	
55				
		Hydraulic Components Consist Of:		
56	11124	1/2"BSP Dowty Seal	2	
57	11122	1"BSP Dowty Seal	1	
58	11295	1/2"BSPx3/4"BSP M M Adaptor	2	
59				
60				
61	12350	3/4"BSP M F Swept 90° Adaptor	1	
62	12560	3/4"BSPx1"BSP M M Adaptor	1	
63				
64	41182	3/4"Hose Assembly (600mm)	1	
65				
66	60694	3/4"Hose Assembly (1700mm)	1	



Machines from Serial No T2-186

Star Feed Unit Assy No 59093A



5.3a**T2 SPARE PARTS**

Machines from Serial No T2-186

Star Feed Unit

Assy No 59093A

Item	Part No.	Description	Qty.	Remarks
1	32037/1	Proximity Sensor	1	
2	32037/2	Sensor Cable (5m)	1	
3	33130/16	Ø50 External Circlip	2	
4	46855	Hydraulic Motor (rear)	1	
5				
6	59277	Sensor Disc	1	
7	59501A	LH Panel	1	
8	59502	RH Panel	1	
9				
10	59620	Rubber Infill	2	
11				
12				
13	62640A	Brace	1	
14	62702B	LH Mounting	1	
15	62703B	RH Mounting	1	
16	62704C	LH Stainless Steel Panel	1	
17	62705C	RH Stainless Steel Panel	1	
18	62897	Sensor Bracket	1	
19				
20	64079	Motor Mounting	2	
21	64080	Star Shaft	2	
22				
23				
24				
25	60102RS	Bearing	2	
26				
27	RPC700.309550	Cam Ring	96	
28	RPC700.310221	End Disc	4	
29	RPC700.310541	14 Finger Durocam Star	96	
30	RPC700.311776	14 Finger Durocam Star (narrow)	1	
31	RPC700.311777	Star Spacer	1	
32				
33	RPF200.035250	Ø35 External Circlip	2	
34	RPH850.306210	Hydraulic Motor (front)	1	
35	RPM226.311775	Collar	4	
36				
37				
38				
39				
40				
41				
42				
43				
44				
45				
46				
47				
48	SFT35	Bearing	2	
49				
50	SS025013/040	Steel Spacer	6	
51				

T2 SPARE PARTS**5.3b**

Machines from Serial No T2-186

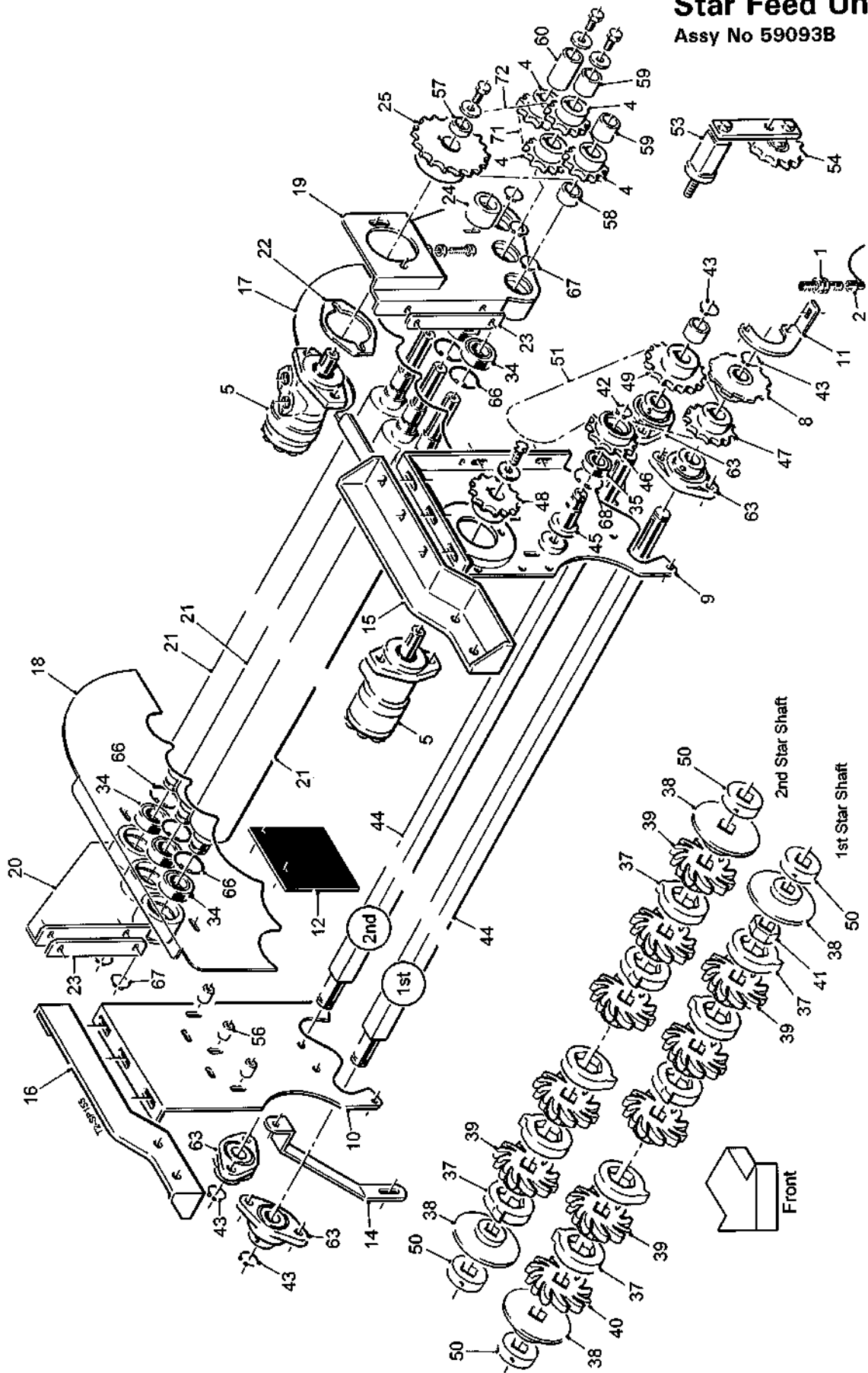
Star Feed Unit**Assy No 59093A**

Item	Part No.	Description	Qty.	Remarks
52				
53				
54	W0161	Ø80 Internal Circlip	2	
55				
		Hydraulic Components Consist Of:		
56	11124	1/2"BSP Dowty Seal	4	
57	11122	1"BSP Dowty Seal	1	
58	11295	1/2"BSPx3/4"BSP M M Adaptor	2	
59				
60	12315	1/2"BSP M M Adaptor	2	
61				
62	12560	3/4"BSPx1"BSP M M Adaptor	1	
63				
64	60488	3/4"Hose Assembly (1050mm)	1	
65				
66	60209	3/4"Hose Assembly (2100mm)	1	
67	60566	1/2"Hose Assembly (500mm)	1	



Machines from Serial No T2-168

Star Feed Unit Assy No 59093B

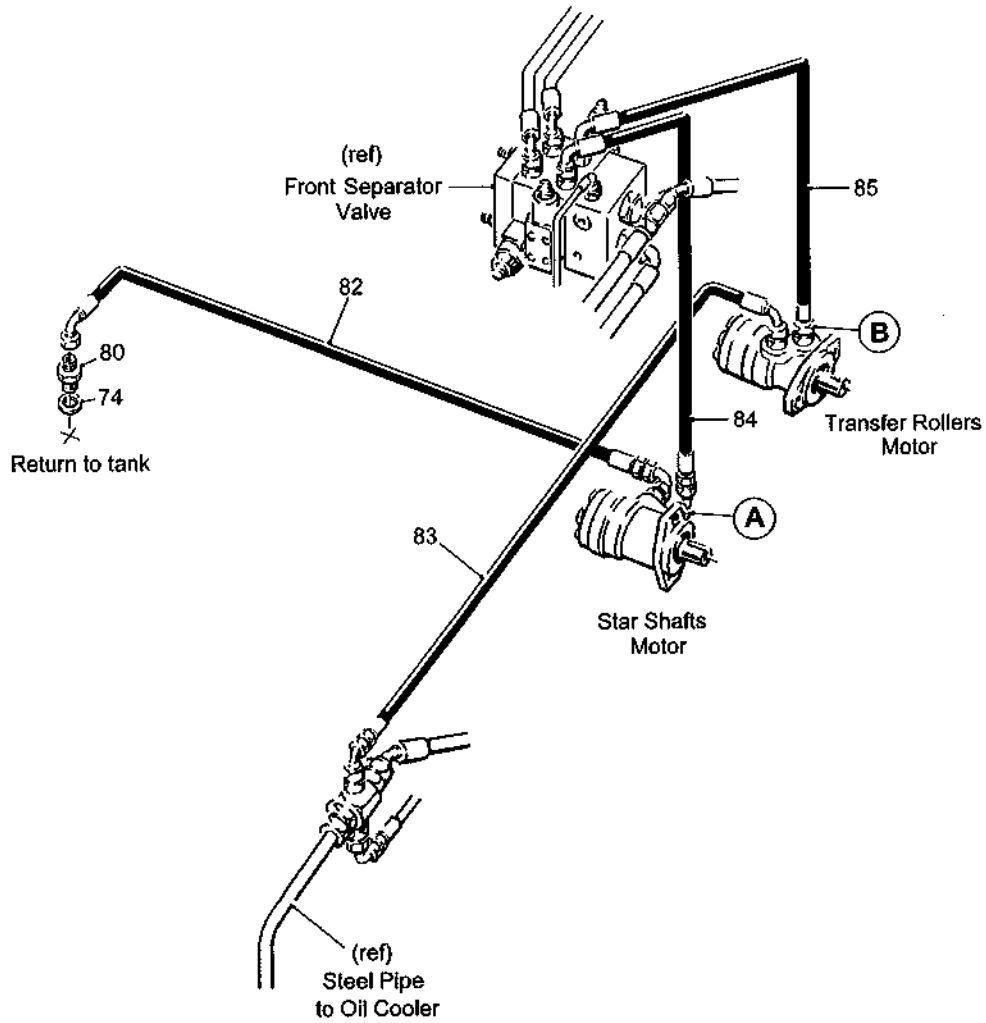


5.4a

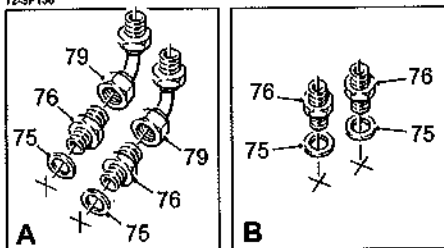
T2 SPARE PARTS

Machines from Serial No T2-168

Star Feed Unit
Assy No 59093B



T2-SP156



T2 SPARE PARTS**5.4b**

Machines from Serial No T2-168

Star Feed Unit**Assy No 59093B**

Item	Part No.	Description	Qty.	Remarks
1	32037/1	Proximity Sensor	1	
2	32037/2	Sensor Cable (5m)	1	
3				
4	44610	13T 5/8"Pitch Sprocket	4	
5	46855	Hydraulic Motor	2	
6				
7				
8	59277	Sensor Disc	1	
9	59501	LH Panel	1	
10	59502	RH Panel	1	
11	59599	Sensor Bracket	1	
12	59620	Rubber Infill	2	
13				
14	62640	Brace	1	
15	62702	LH Mounting Angle	1	
16	62703	RH Mounting Angle	1	
17	62704B	LH Stainless Panel	1	
18	62705B	RH Stainless Panel	1	
19	62708D	LH Roller Mounting	1	
20	62709D	RH Roller Mounting	1	
21	62710	Transfer Roller	3	
22	62832A	Motor Spacer	1	
23	62843/5	5mm Spacer Plate	a/r	
24	62844	Chain Tensioner Roller	1	
25	62887	26T 5/8"Pitch Sprocket	1	
26				
27				
28				
29				
30				
31				
32				
33				
34	60062RS	Bearing	6	
35	62052RS	Bearing	1	
36				
37	RPC700.309550	Cam Ring	96	
38	RPC700.310221	End Disc	4	
39	RPC700.310541	14 Finger Durocam Star	96	
40	RPC700.311776	14 Finger Durocam Star (narrow)	1	
41	RPC700.311777	Star Spacer	1	
42	RPF200.025200	Ø25 External Circlip	1	
43	RPF200.035250	Ø35 External Circlip	4	
44	RPM166.311026	Star Shaft	2	
45	RPM178.300392	Spindle	1	
46	RPM182.300390	15T 3/4"Pitch Sprocket	1	
47	RPM182.302700	15T 3/4"Pitch Sprocket	1	
48	RPM182.306371	15T 3/4"Pitch Sprocket	1	
49	RPM182.309594	18T 3/4"Pitch Sprocket	1	
50	RPM226.311775	Collar	4	
51	RPT732.620062	3/4" Pitch Drive Chain	1	
52				
53	RPS568X	Tensioner	1	
54	RPS569	Tensioner Sprocket Complete	1	

5.4c

T2 SPARE PARTS

Machines from Serial No T2-168

Star Feed Unit

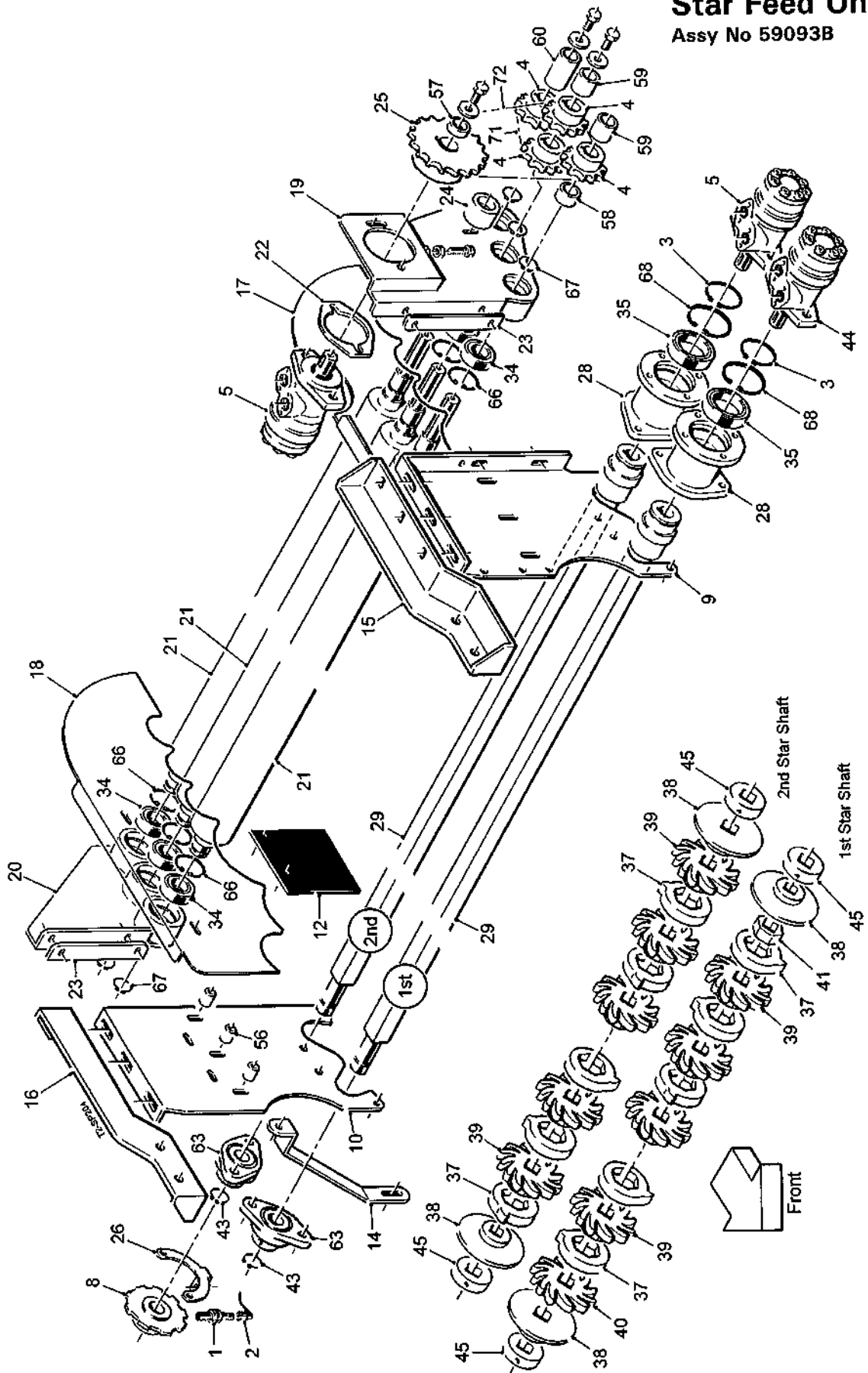
Assy No 59093B

Item	Part No.	Description	Qty.	Remarks
55				
56	SS025013/030	Steel Spacer	6	
57	SS035026/012	Steel Spacer	1	
58	SS035026/025	Steel Spacer	1	
59	SS035026/045	Steel Spacer	2	
60	SS035026/070	Steel Spacer	1	
61				
62				
63	SFT35	Bearing	4	
64				
65				
66	W0111	Ø55 Internal Circlip	6	
67	W0166	Ø30 External Circlip	6	
68	W0167	Ø52 Internal Circlip	1	
69				
70				
71	-	5/8"Pitch Drive Chain	1	
72	-	5/8"Pitch Drive Chain	1	
73				
		Hydraulic Components Consist Of;		
74	11122	1"BSP Dowty Seal	1	
75	11124	1/2"BSP Dowty Seal	4	
76	11295	1/2"BSPx3/4"BSP M M Adaptor	4	
77				
78				
79	12350	3/4"BSP M F Swept 90°Adaptor	2	
80	12560	3/4"BSPx1"BSP M M Adaptor	1	
81				
82	-	3/4"Hose Assembly (****mm)	1	
83	-	3/4"Hose Assembly (****mm)	1	
84	-	3/4"Hose Assembly (****mm)	1	
85	-	3/4"Hose Assembly (****mm)	1	

Machines from Serial No T2-186

Star Feed Unit

Assy No 59093B

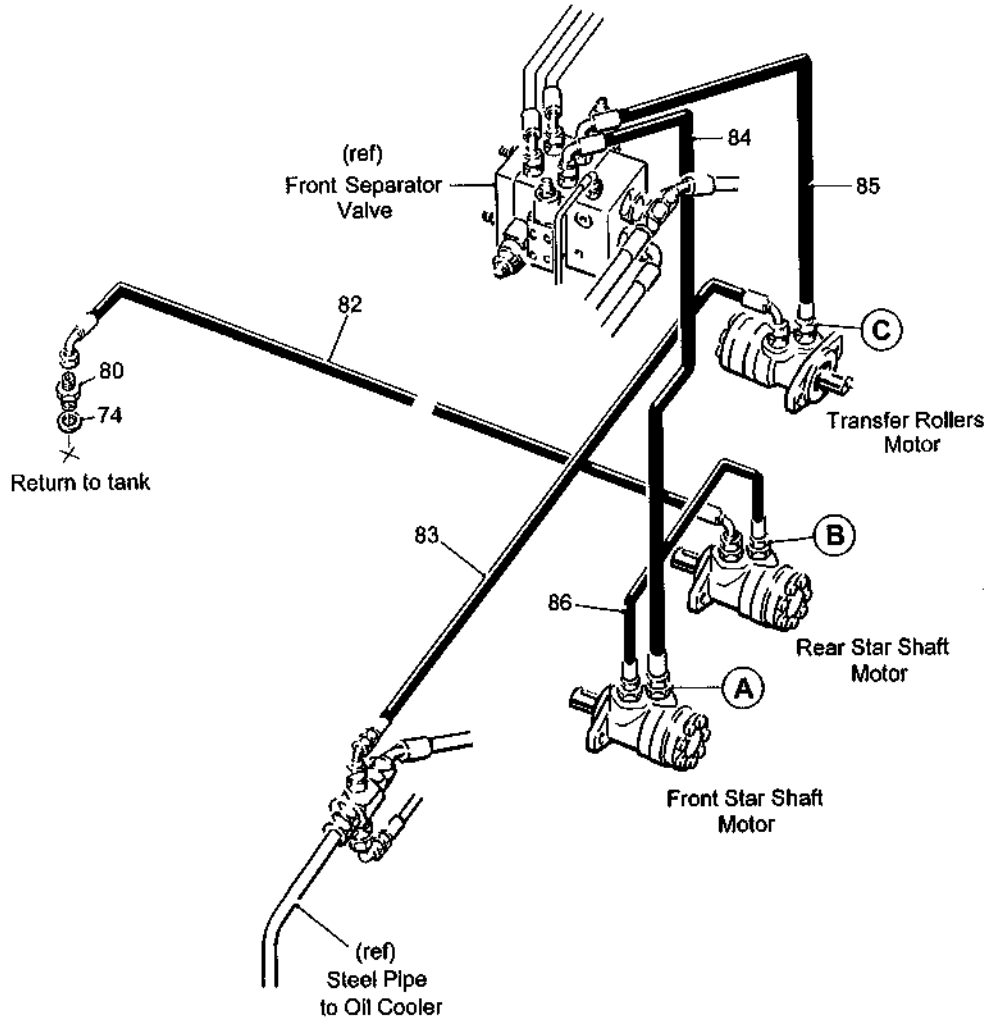


5.4a

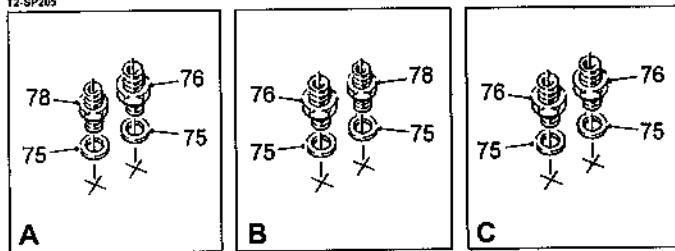
T2 SPARE PARTS

Machines from Serial No T2-186

Star Feed Unit
Assy No 59093B



T2-SP205



T2 SPARE PARTS**5.4b**

Machines from Serial No T2-186

Star Feed Unit**Assy No 59093B**

Item	Part No.	Description	Qty.	Remarks
1	32037/1	Proximity Sensor	1	
2	32037/2	Sensor Cable (5m)	1	
3	33130/16	Ø50 External Circlip	2	
4	44610	13T 5/8"Pitch Sprocket	4	
5	46855	Hydraulic Motor (rear)	2	
6				
7				
8	59277	Sensor Disc	1	
9	59501A	LH Panel	1	
10	59502	RH Panel	1	
11				
12	59620	Rubber Infill	2	
13				
14	62640	Brace	1	
15	62702	LH Mounting Angle	1	
16	62703	RH Mounting Angle	1	
17	62704B	LH Stainless Panel	1	
18	62705B	RH Stainless Panel	1	
19	62708D	LH Roller Mounting	1	
20	62709D	RH Roller Mounting	1	
21	62710	Transfer Roller	3	
22	62832A	Motor Spacer	1	
23	62843/5	5mm Spacer Plate	a/r	
24	62844	Chain Tensioner Roller	1	
25	62887	26T 5/8"Pitch Sprocket	1	
26	62897	Sensor Bracket	1	
27				
28	64079	Motor Mounting	2	
29	64080	Star Shaft	2	
30				
31				
32				
33				
34	60062RS	Bearing	6	
35	60102RS	Bearing	2	
36				
37	RPC700.309550	Cam Ring	96	
38	RPC700.310221	End Disc	4	
39	RPC700.310541	14 Finger Durocam Star	96	
40	RPC700.311776	14 Finger Durocam Star (narrow)	1	
41	RPC700.311777	Star Spacer	1	
42				
43	RPF200.035250	Ø35 External Circlip	2	
44	RPH850.306210	Hydraulic Motor (front)	1	
45	RPM226.311775	Collar	4	
46				
47				
48				
49				
50				
51				
52				
53				
54				

5.4c

T2 SPARE PARTS

Machines from Serial No T2-186

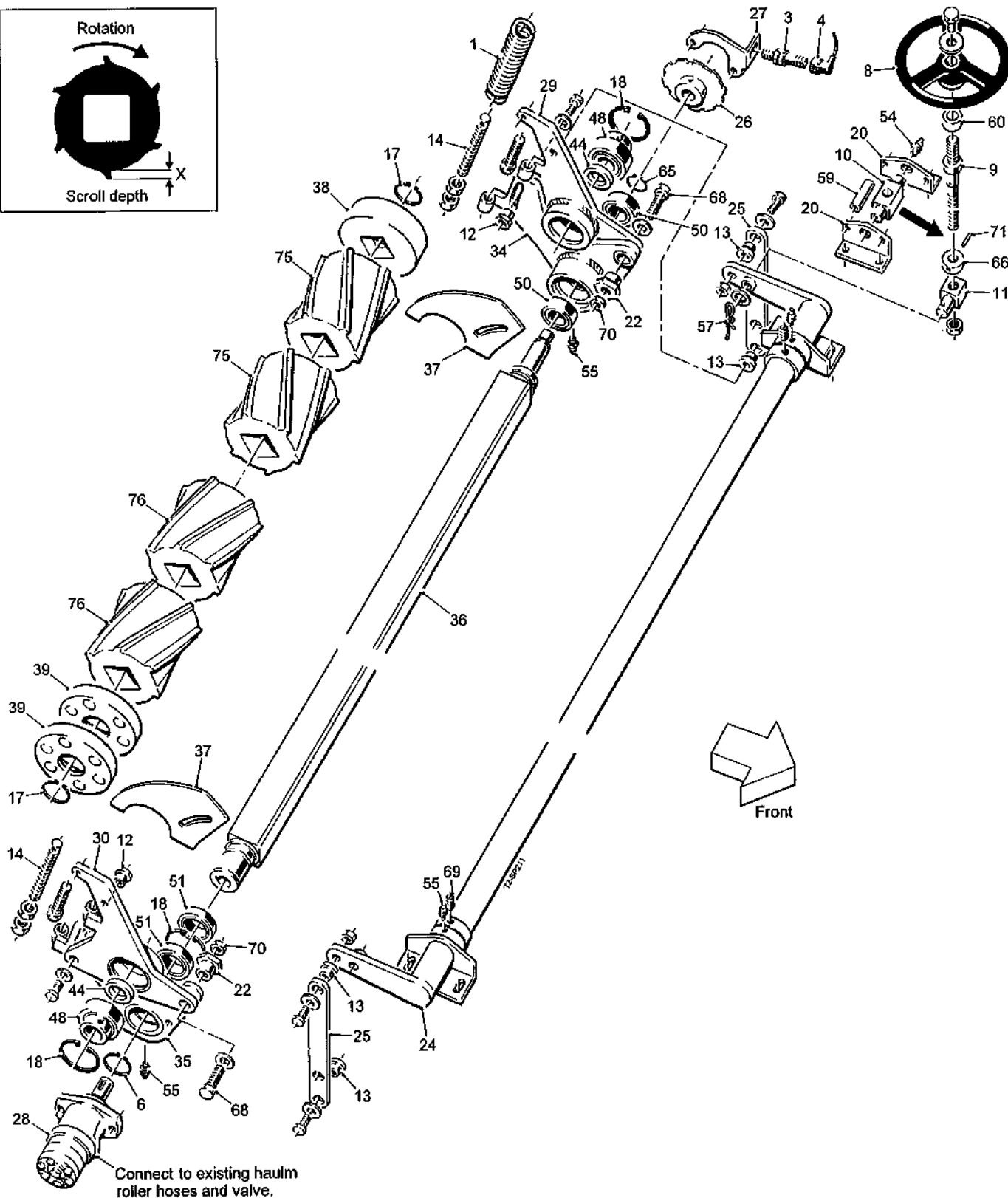
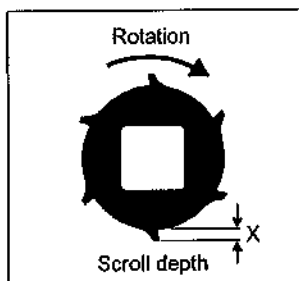
Star Feed Unit

Assy No 59093B

Item	Part No.	Description	Qty.	Remarks
55				
56	SS025013/030	Steel Spacer	6	
57	SS035026/012	Steel Spacer	1	
58	SS035026/025	Steel Spacer	1	
59	SS035026/045	Steel Spacer	2	
60	SS035026/070	Steel Spacer	1	
61				
62				
63	SFT35	Bearing	2	
64				
65				
66	W0111	Ø55 Internal Circlip	6	
67	W0166	Ø30 External Circlip	6	
68	W0161	Ø80 Internal Circlip	2	
69				
70				
71	W0644/23	5/8"Pitch Drive Chain	1	
72	W0644/54	5/8"Pitch Drive Chain	1	
73				
		Hydraulic Components Consist Of;		
74	11122	1"BSP Dowty Seal	1	
75	11124	1/2"BSP Dowty Seal	6	
76	11295	1/2"BSPx3/4"BSP M M Adaptor	4	
77				
78	12315	1/2"BSP M M Adaptor	2	
79				
80	12560	3/4"BSPx1"BSP M M Adaptor	1	
81				
82	60209	3/4"Hose Assembly (2100mm)	1	
83	-	3/4"Hose Assembly (****mm)	1	
84	60488	3/4"Hose Assembly (1050mm)	1	
85	-	3/4"Hose Assembly (****mm)	1	
86	60566	1/2"Hose Assembly (500mm)	1	

Machines from 2015

Feed Scroll Assembly Assy No 62278



5.5a**T2 SPARE PARTS**

Machines from 2015

Feed Scroll Assembly

Assy No 62278


Item	Part No.	Description	Qty.	Remarks
1	11648	Tension Spring	2	
2				
3	32037/1	Proximity Sensor	1	
4	32037/2	Sensor Cable (5m)	1	
5				
6	33130/6	Ø50 External Circlip	1	
7				
8	42109	Depth Wheel	1	
9	42127	Screw Adjuster	1	
10	42137	Adjuster Screw Trunnion	1	
11	42141	Trunnion	1	
12	42778	Guide Bush	2	
13	42781	Pivot Bush	4	
14	42800	Spring Adjuster	2	
15				
16				
17	46563	Ø55 External Circlip	2	
18	46564	Ø90 Internal Circlip	3	
19				
20	51514	Adjuster Angle	2	
21				
22	56209	Pivot Boss	2	
23				
24	59116	Adjuster Shaft	1	
25	59123	Adjuster Link	2	
26	59151	Sensor Disc	1	
27	59476	Sensor Bracket	1	
28	59803	Hydraulic Motor	1	
29	59826	LH Support Bracket	1	
30	59827	RH Support Bracket	1	
31				
32				
33				
34	62269	LH Roller Mounting	1	
35	62270	RH Roller Mounting	1	
36	62271	Scroll Shaft	1	
37	62277	Filler Plate	2	
38	62286	Male End Cap (Ø55 bore)	1	
39	62287	Male End Cap Short (Ø55 bore)	2	
40				
41				
42				
43				
44	64073	Bearing Spacer	2	
45				
46				
47				
48	1150-50	Bearing	2	
49				
50	62072RS	Bearing	2	
51	6210RS	Bearing	2	
52				
53				
54	GS411	1/8" BSP Angled Grease Nipple	1	
55	GS412	1/8" BSP Straight Grease Nipple	4	

T2 SPARE PARTS**5.5b**

Machines from 2015

Feed Scroll Assembly**Assy No 62278**

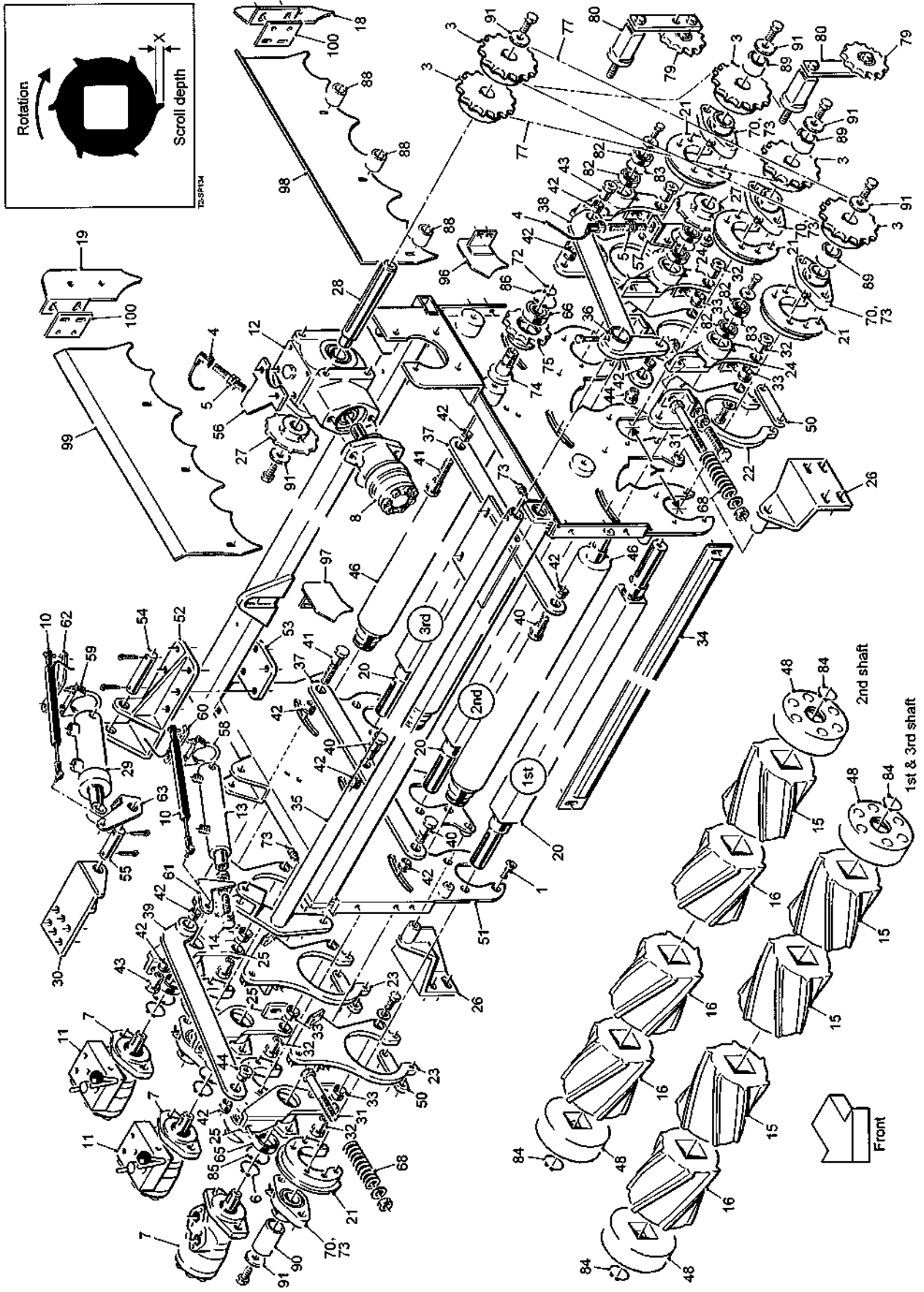
Item	Part No.	Description	Qty.	Remarks
56				
57	S86-82-002	Ø3 'R' Clip	1	
58				
59	SS016011/053	Steel Spacer	2	
60	SS030025/022	Steel Spacer	1	
61				
62				
63				
64				
65	W0118	Ø35 External Circlip	1	
66	W0679	Locking Collar	1	
67				
68	22011020/070	M20x70 Setscrew	2	
69	22018010/010	M10x10 Grub Screw	2	
70	22034020	M20 Half Nut	2	
71	22067006/030	Ø6x30 Roll Pin	1	
72				
73				
74				
75	59934	LH Scroll (X = 10mm)	4	
76	59935	RH Scroll (X = 10mm)	5	



Machines from Serial No T2-168

Front 3R OMEGA (237mm centres)

Assy No 59020



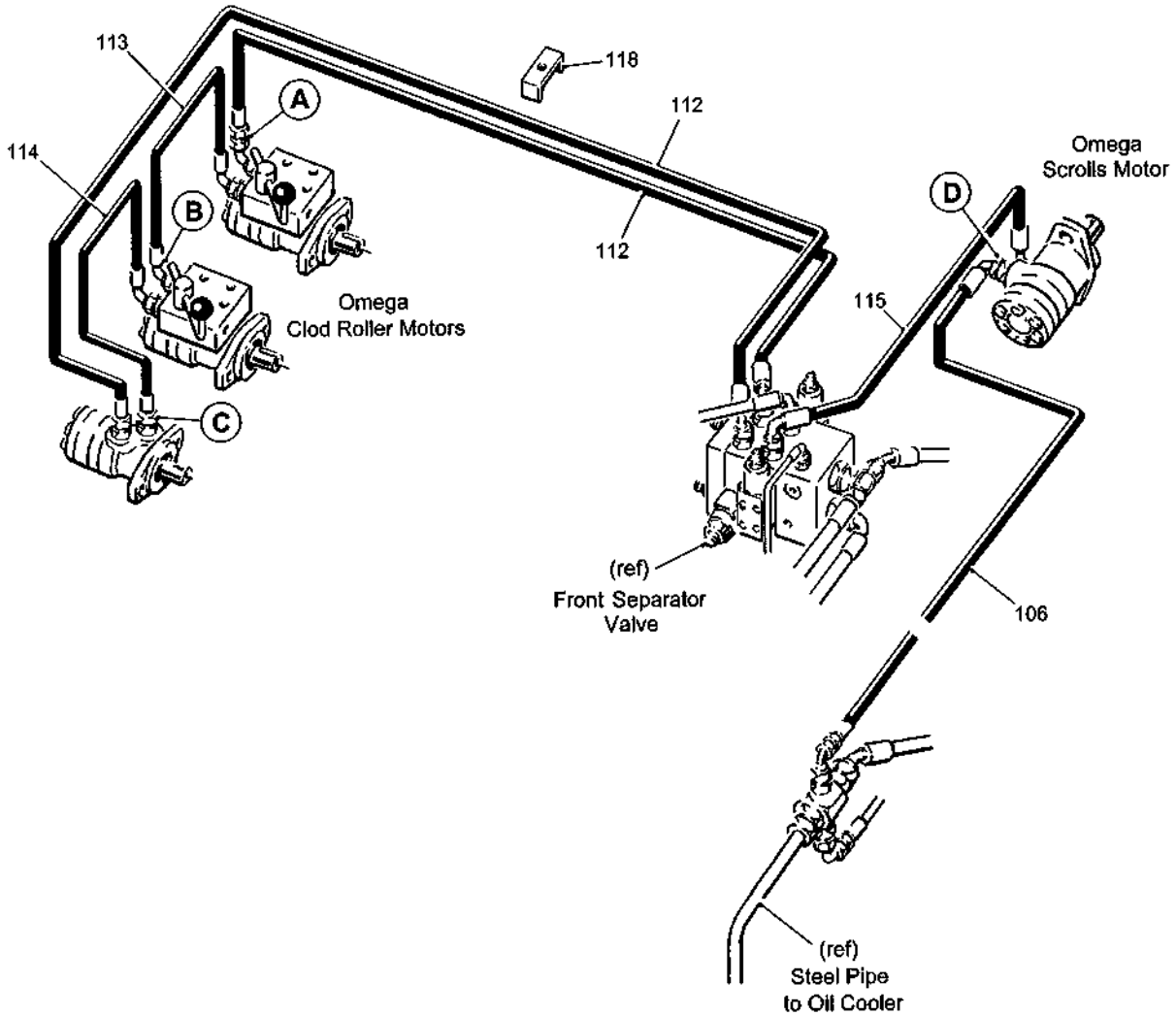
6.1a

T2 SPARE PARTS

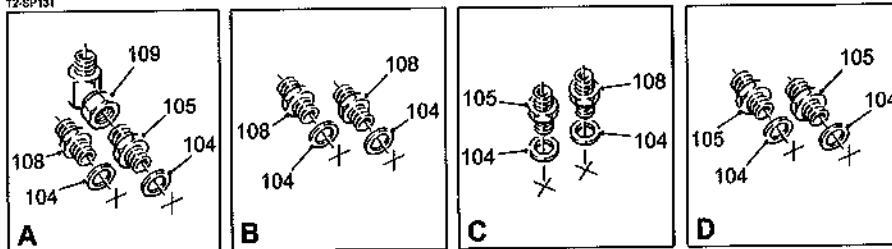
Machines from Serial No T2-168

Front 3R OMEGA (237mm centres)

Assy No 59020



T2-SP131



T2 SPARE PARTS**6.1b**

Machines from Serial No T2-168

Front 3R OMEGA (237mm centres)**Assy No 59020**

Item	Part No.	Description	Qty.	Remarks
1	22016010/020	M10x20 CSK Socket Head Screw	24	
2				
3	59767	23T 3/4"Pitch Sprocket	5	
4	32037/2	Sensor Cable (5m)	2	
5	32037/1	Proximity Sensor	2	
6	33130/16	Ø50 External Circlip	3	
7	44563	Hydraulic Motor	3	
8	37897	Hydraulic Motor	1	
9				
10	55122	Sensor	2	
11	56112	Diverter Valve	2	
12	56641	Gearbox Complete	1	
13	56679	Hydraulic Ram	1	
14	56690	Ram Eye	1	
15	59934S	LH Scroll (X = 10mm)	19	Option
	59936S	LH Scroll (X = 6mm)	19	Option
16	59935S	RH Scroll (X = 10mm)	11	Option
	59937S	RH Scroll (X = 6mm)	11	Option
17				
18	59481	LH Deflector	1	
19	59482	RH Deflector	1	
20	59136/1800	Scroll Shaft	3	
21	59143	Bearing Boss	6	
22	62648	LH Carrier Plate	3	
23	62649	RH Carrier Plate	3	
24	59708	LH Clod Roller Plate	3	
25	59148	RH Clod Roller Plate	3	
26	59149	Mounting Bracket	2	
27	59151	Sensor Disc	2	
28	59152	Gearbox Shaft	1	
29	59153	Hydraulic Ram	1	
30	59154	Ram Anchor	1	
31	22012016/140	M16x140 Bolt	6	
32	59162	Pivot Pin	6	
33	59163	Pivot Flange Bush	6	
34	59164	Clod Roller Scraper	3	
35	59165	Clod Roller Lift Shaft	1	
36	59166	Clod Roller Lift Arm	1	
37	59170	Connecting Link (3 roller)	2	
38	59171	LH Link	1	
39	59172	RH Link	1	
40	59173	Shoulder Bolt (short)	4	
41	59174	Shoulder Bolt (long)	2	
42	59175	Pivot Flange Bush	12	
43	59176	Tapped Boss (long)	2	
44	59177	Tapped Boss (short)	2	
45				
46	59709/1800	Ø76 Ebonite Clod Roller	3	Option
	59714/1800	Ø76 Mild Steel Clod Roller	3	Option
	59715/1800	Ø73 Stainless Steel Clod Roller	3	Option
	62863/1800	Ø76 Rubber Clod Roller	3	Option

6.1c**T2 SPARE PARTS**

Machines from Serial No T2-168

Front 3R OMEGA (237mm centres)**Assy No 59020**

Item	Part No.	Description	Qty.	Remarks
47				
48	59348	End Cap	6	Steel End Cap 59348S
49				
50	59352	Carrier Plate Tie	6	
51	59353	3 Roller Omega Frame (Y = 237mm)	1	
52	59354	Ram Bracket	1	
53	59355	Ram Bracket Clamp	1	
54	59358	Ram Body Pin	1	
55	59359	Ram Piston Pin	1	
56	59362	Sensor Bracket	1	
57	59361	Sensor Bracket	1	
58	59396	Ø42 Exhaust Clamp	1	
59	59397	Ø60 Exhaust Clamp	1	
60	59398	Ø42 Ram Body Bracket	1	
61	59399	Ø42 Ram Piston Bracket	1	
62	59400	Ø60 Ram Body Bracket	1	
63	59401	Ø60 Ram Piston Bracket	1	
64				
65	60102RS	Bearing	3	
66	62052RS	Bearing	1	
67				
68	DW25131	Compression Spring	6	
69				
70	LFTC35A	Bearing	6	
71				
72	RPF200.025200	Ø25 External Circlip	1	
73	RPC648.061001	Grease Nipple 45°	8	
74	RPM178.300391	Spigot	1	
75	RPM182.300390	15T 3/4"Pitch Sprocket	1	
76				
77	RPT732.620089	3/4"Pitch Drive Chain	2	
78				
79	RPS569	Tensioner Sprocket Complete	2	
80	RPS568X	Chain Tensioner Arm	2	
81				
82	6006RS	Bearing	6	
83	W0111	Ø55 Internal Circlip	3	
84	W0117	Ø45 External Circlip	6	
85	W0161	Ø80 Internal Circlip	3	
86	W0167	Ø52 Internal Circlip	1	
87				
88	SS038026/047	Steel Spacer	6	
89	SS042036/042	Steel Spacer	3	
90	SS042036/082	Steel Spacer	3	
91	SS040011/003	Steel Spacer	8	
92				
93			3	
94				
95				
96	62650	LH Deflector Plate (long)	3	
97	62651	RH Deflector Plate (long)	3	
98	62654	LH Side Panel	1	
99	62655	RH Side Panel	1	
100	62888	Spacer Plate	2	
101				

T2 SPARE PARTS**6.1d**

Machines from Serial No T2-168

Front 3R OMEGA (237mm centres)**Assy No 59020**

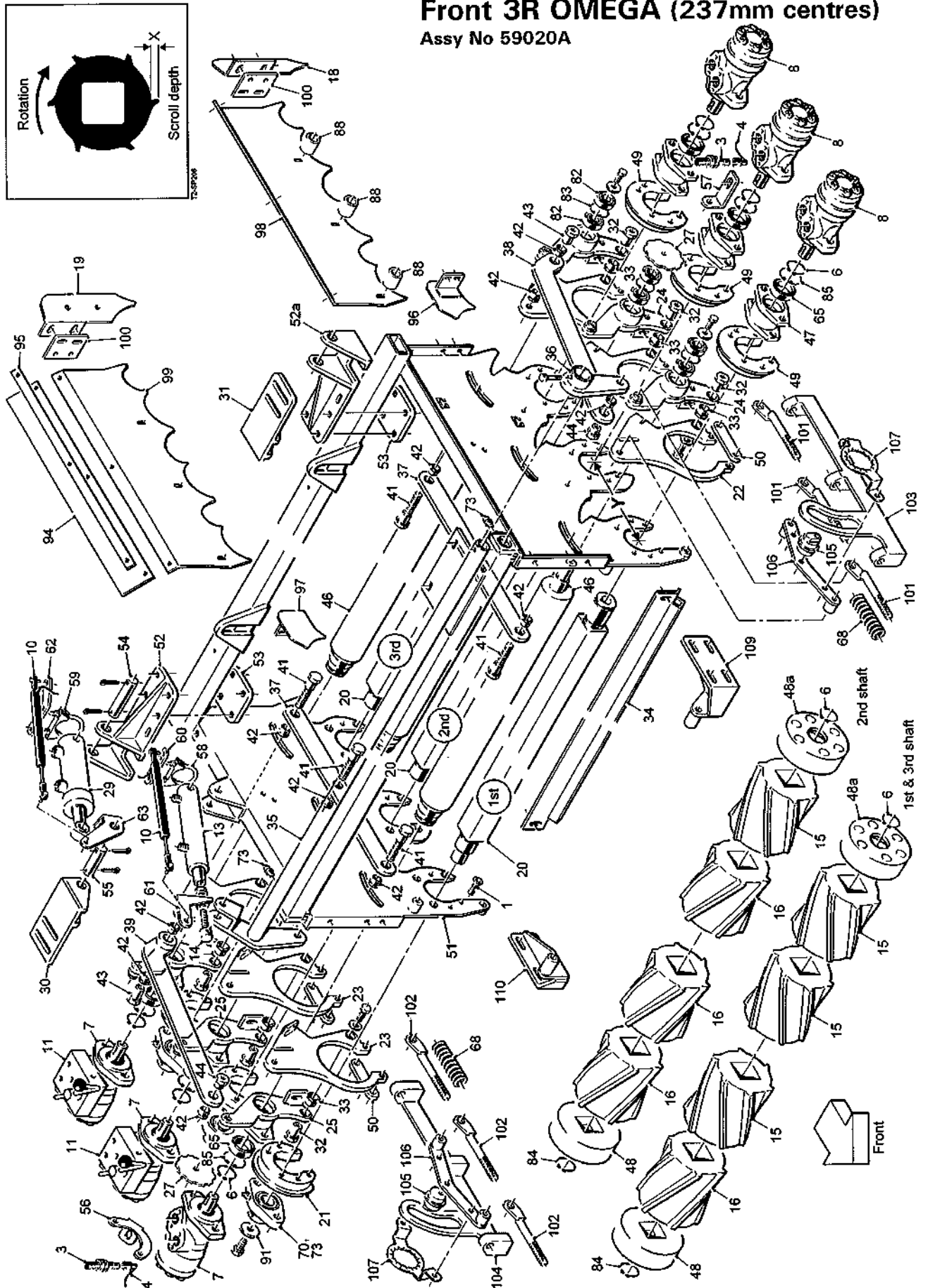
Item	Part No.	Description	Qty.	Remarks
102				
103				
		Hydraulic Components Consist Of:		
104	11124	1/2"BSP Dowty Seal	8	
105	11295	1/2"BSP x 3/4"BSP M M Adaptor	4	
106	11744	3/4"Hose Assembly (1400mm)	1	
107				
108	12315	1/2"BSP M M Adaptor	4	
109	41115	3/4"BSP M F Compact 90°Adaptor	1	
110				
111				
112	60268	3/4"Hose Assembly (3200mm)	2	
113	60431	1/2"Hose Assembly (450mm)	1	
114	60490	1/2"Hose Assembly (500mm)	1	
115	60659	3/4"Hose Assembly (600mm)	1	
116				
117				
118	62966	Hose Clamp	3	



Machines from 2015

Front 3R OMEGA (237mm centres)

Assy No 59020A



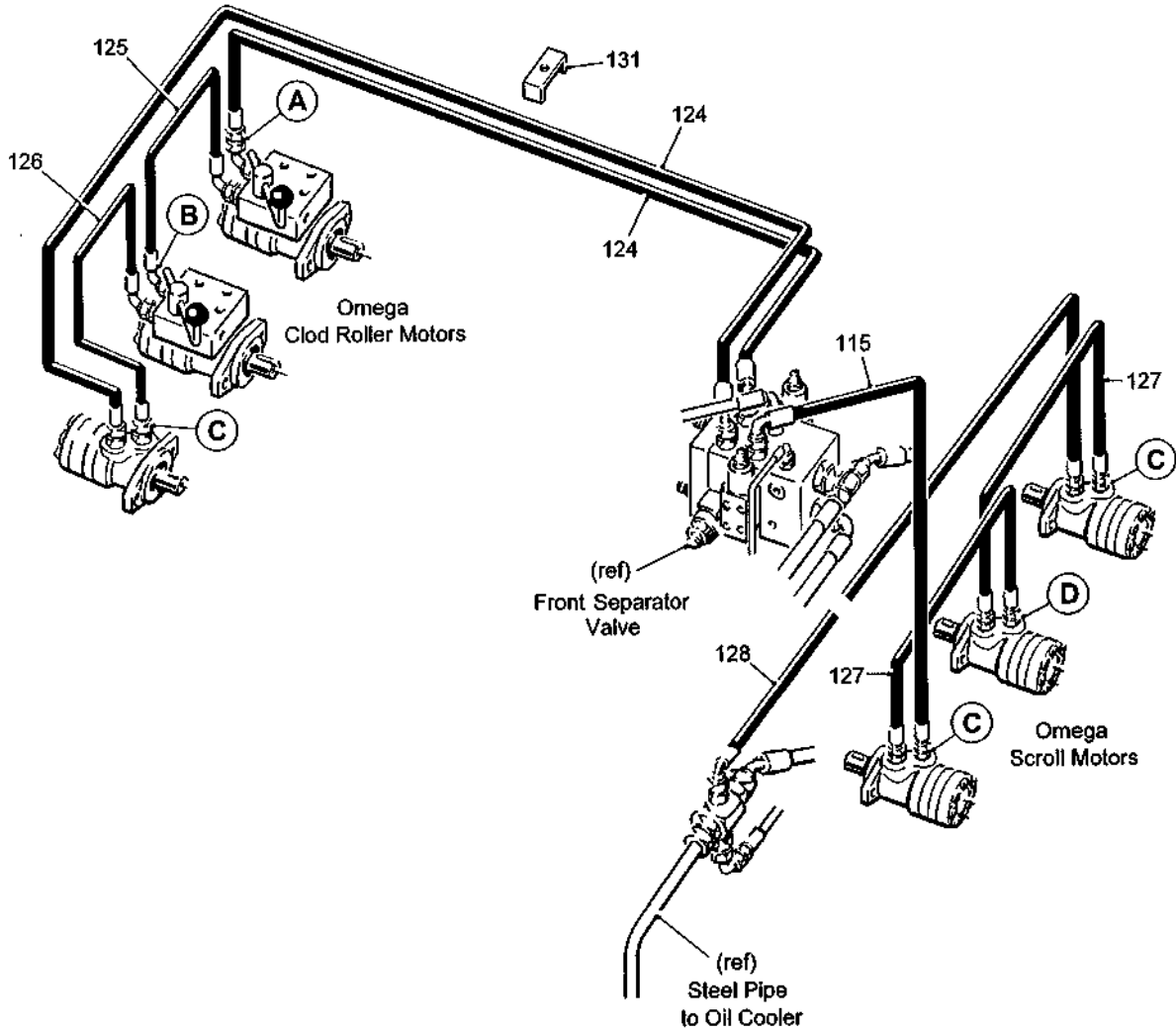
6.1a

T2 SPARE PARTS

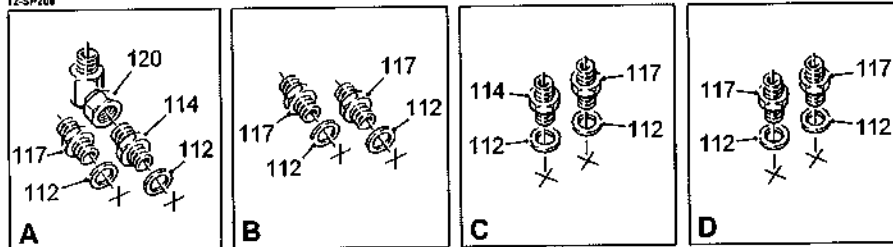
Machines from 2015

Front 3R OMEGA (237mm centres)

Assy No 59020A



T2-SP200



T2 SPARE PARTS**6.1b**

Machines from 2015

Front 3R OMEGA (237mm centres)**Assy No 59020A**

Item	Part No.	Description	Qty.	Remarks
1	22016010/020	M10x20 CSK Socket Head Screw	24	
2				
3	32037/1	Proximity Sensor	2	
4	32037/2	Sensor Cable (5m)	2	
5				
6	33130/16	Ø50 External Circlip	9	
7	44563	Hydraulic Motor	3	
8	RPH850.306210	Hydraulic Motor	3	
9				
10	55122	Sensor	2	
11	56112	Diverter Valve	2	
12				
13	56679	Hydraulic Ram	1	
14	56690	Ram Eye	1	
15	59934C	LH Cavity Scroll (X = 10mm)	19	LH Solid Scroll 59934S
	59936C	LH Cavity Scroll (X = 6mm)	19	LH Solid Scroll 59936S
16	59935C	RH Cavity Scroll (X = 10mm)	11	RH Solid Scroll 59935S
	59937C	RH Cavity Scroll (X = 6mm)	11	RH Solid Scroll 59937S
17				
18	59481	LH Deflector	1	
19	59482	RH Deflector	1	
20	59136A/1800	Scroll Shaft	3	
21	59143	Bearing Boss	3	
22	64066	LH Carrier Plate	3	
23	64067	RH Carrier Plate	3	
24	64047	Clod Roller Bearing Mount	3	
25	64046	Clod Roller Motor Mount	3	
26				
27	64012	Sensor Disc	2	
28				
29	59153	Hydraulic Ram	2	
30	59154	Ram Bracket RH	1	
31	59154A	Ram Bracket LH	1	
32	59162	Pivot Pin	6	
33	59163	Pivot Flange Bush	6	
34	59164/1800	Clod Roller Scraper	3	
35	59165	Clod Roller Lift Shaft	1	
36	59166	Clod Roller Lift Arm	1	
37	59170	Connecting Link (3 roller)	2	
38	59171	LH Link	1	
39	59172	RH Link	1	
40				
41	59174	Shoulder Bolt (long)	6	
42	59175	Pivot Flange Bush	12	
43	59176	Tapped Boss (long)	2	
44	59177	Tapped Boss (short)	2	
45				
46	59709/1800	Ø76 Ebonite Clod Roller	3	Option
	59714/1800	Ø76 Mild Steel Clod Roller	3	Option
	59715/1800	Ø73 Stainless Steel Clod Roller	3	Option
	62863/1800	Ø76 Rubber Clod Roller	3	Option

6.1c**T2 SPARE PARTS**

Machines from 2015

Front 3R OMEGA (237mm centres)**Assy No 59020A**


Item	Part No.	Description	Qty.	Remarks
47	59529	Motor Mount	3	
48	59348	End Cap (Ø45 bore)	3	
48a	59348A	End Cap (Ø50 bore)	3	
49	59533	Motor Boss	3	
50	59352	Carrier Plate Tie	6	
51	59353A	3 Roller Omega Frame (Y = 237mm)	1	
52	59354	Ram Bracket RH	1	
52a	59354A	Ram Bracket LH	1	
53	59355	Ram Bracket Clamp	2	
54	59358	Ram Body Pin	2	
55	59359	Ram Piston Pin	2	
56	62912	Sensor Bracket	1	
57	64013	Sensor Bracket	1	
58	59396	Ø42 Exhaust Clamp	1	
59	59397	Ø60 Exhaust Clamp	1	
60	59398	Ø42 Ram Body Bracket	1	
61	59399	Ø42 Ram Piston Bracket	1	
62	59400	Ø60 Ram Body Bracket	1	
63	59401	Ø60 Ram Piston Bracket	1	
64				
65	60102RS	Bearing	6	
66				
67				
68	DW25131	Compression Spring	6	
69				
70	LFTC35A	Bearing	3	
71				
72				
73	RPC648.061001	Grease Nipple 45°	5	
74				
75				
76				
77				
78				
79				
80				
81				
82	6006RS	Bearing	6	
83	W0111	Ø55 Internal Circlip	3	
84	W0117	Ø45 External Circlip	3	
85	W0161	Ø80 Internal Circlip	6	
86				
87				
88	SS038026/047	Steel Spacer	6	
89				
90				
91	SS040011/003	Steel Spacer	3	
92				
93				
94	62997	Rubber Deflector	2	
95	62998	Deflector Clamp Strip	2	
96	62650	LH Deflector Plate (long)	3	
97	62651	RH Deflector Plate (long)	3	
98	62654	LH Side Panel	1	
99	62655	RH Side Panel	1	

T2 SPARE PARTS**6.1d**

Machines from 2015

Front 3R OMEGA (237mm centres)**Assy No 59020A**

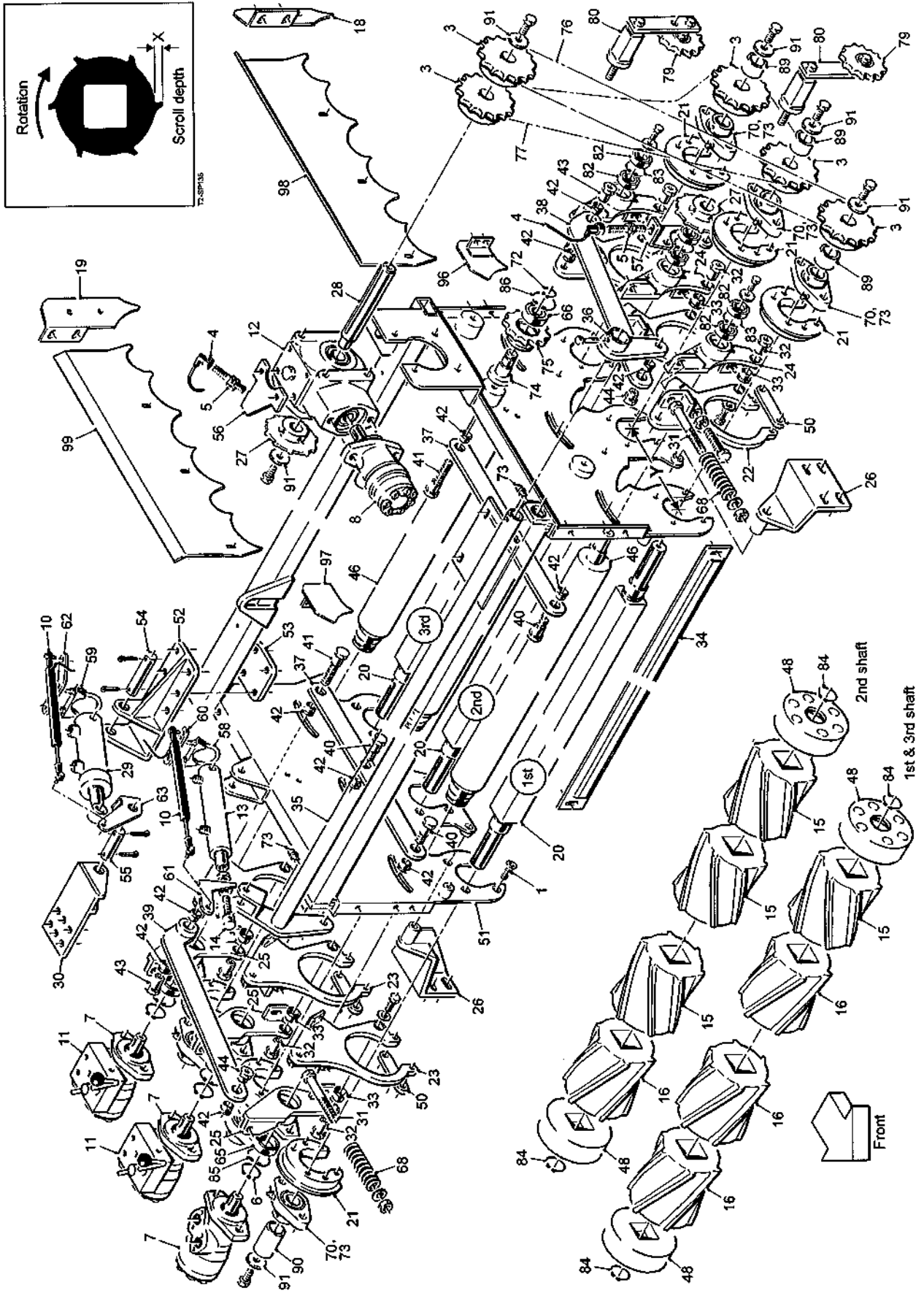
Item	Part No.	Description	Qty.	Remarks
100	62888	Spacer Plate	3	
101	62903	LH Adjuster	3	
102	62904	RH Adjuster	3	
103	62905LH	Adjuster Strap LH	1	
104	62905RH	Adjuster Strap RH	1	
105	62908	Adjuster Boss	2	
106	62913	Adjuster Plate	2	
107	62914	Indicator Plate	2	
108				
109	64093	Pivot Bracket LH	1	
110	64094	Pivot Bracket RH	1	
111				
		Hydraulic Components Consist Of:		
112	11124	1/2"BSP Dowty Seal	12	
113				
114	11295	1/2"BSPx3/4"BSP M M Adaptor	4	
115	11744	3/4"Hose Assembly (1400mm)	1	
116				
117	12315	1/2"BSP M M Adaptor	8	
118				
119				
120	41115	3/4"BSP M F Compact 90°Adaptor	1	
121				
122				
123				
124	60268	3/4"Hose Assembly (3200mm)	2	
125	60431	1/2"Hose Assembly (450mm)	1	
126	60490	1/2"Hose Assembly (500mm)	1	
127	60566	1/2"Hose Assembly (500mm)	2	
128	60675	3/4"Hose Assembly (2000mm)	1	
129				
130				
131	62966	Hose Clamp	3	



Machines from Serial No T2-168

Rear 3R OMEGA (237mm centres)

Assy No 59021



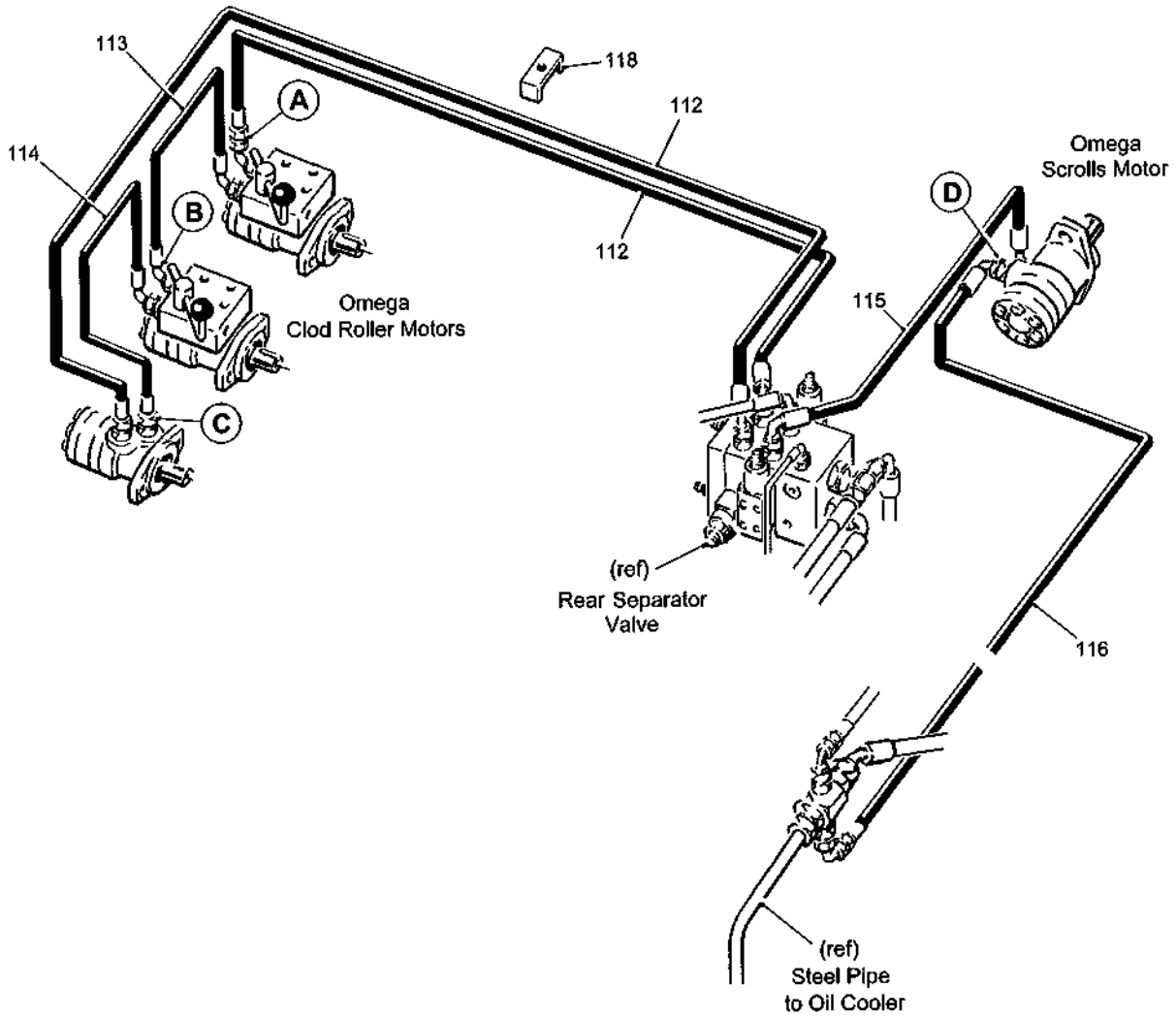
6.2a

T2 SPARE PARTS

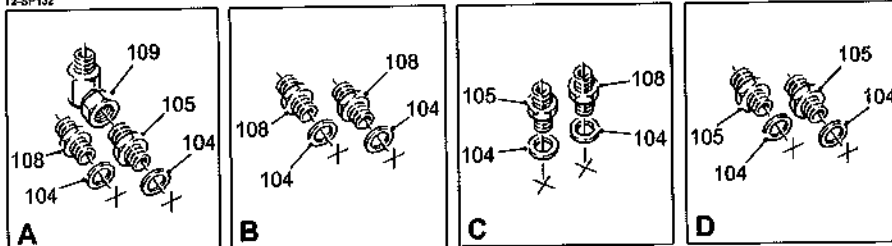
Machines from Serial No T2-168

Rear 3R OMEGA (237mm centres)

Assy No 59021



T2-SP132



T2 SPARE PARTS**6.2b**

Machines from Serial No T2-168

Rear 3R OMEGA (237mm centres)**Assy No 59021**

Item	Part No.	Description	Qty.	Remarks
1	22016010/020	M10x20 CSK Socket Head Screw	24	
2				
3	59767	23T 3/4"Pitch Sprocket	5	
4	32037/4	Sensor Cable (10m)	2	
5	32037/1	Proximity Sensor	2	
6	33130/16	Ø50 External Circlip	3	
7	44563	Hydraulic Motor	3	
8	37897	Hydraulic Motor	1	
9				
10	55122	Sensor	2	
11	56112	Diverter Valve	2	
12	56641	Gearbox Complete	1	
13	56679	Hydraulic Ram	1	
14	56690	Ram Eye	1	
15	59934S	LH Scroll (X = 10mm)	11	Option
	59936S	LH Scroll (X = 6mm)	11	Option
16	59935S	RH Scroll (X = 10mm)	19	Option
	59937S	RH Scroll (X = 6mm)	19	Option
17				
18	59481	LH Deflector	1	
19	59482	RH Deflector	1	
20	59136/1800	Scroll Shaft	3	
21	59143	Bearing Boss	6	
22	62648	LH Carrier Plate	3	
23	62649	RH Carrier Plate	3	
24	59708	LH Clod Roller Plate	3	
25	59148	RH Clod Roller Plate	3	
26	59149	Mounting Bracket	2	
27	59151	Sensor Disc	2	
28	59152	Gearbox Shaft	1	
29	59153	Hydraulic Ram	1	
30	59154	Ram Anchor	1	
31	22012016/140	M16x140 Bolt	6	
32	59162	Pivot Pin	6	
33	59163	Pivot Flange Bush	6	
34	59164	Clod Roller Scraper	3	
35	59165	Clod Roller Lift Shaft	1	
36	59166	Clod Roller Lift Arm	1	
37	59170	Connecting Link (3 roller)	2	
38	59171	LH Link	1	
39	59172	RH Link	1	
40	59173	Shoulder Bolt (short)	4	
41	59174	Shoulder Bolt (long)	2	
42	59175	Pivot Flange Bush	12	
43	59176	Tapped Boss (long)	2	
44	59177	Tapped Boss (short)	2	
45				
46	59709/1800	Ø76 Ebonite Clod Roller	3	Option
	59714/1800	Ø76 Mild Steel Clod Roller	3	Option
	59715/1800	Ø73 Stainless Steel Clod Roller	3	Option
	62863/1800	Ø76 Rubber Clod Roller	3	Option

6.2c

T2 SPARE PARTS

Machines from Serial No T2-168

Rear 3R OMEGA (237mm centres)

Assy No 59021


Item	Part No.	Description	Qty.	Remarks
47				
48	59348	End Cap	6	Steel End Cap 59348S
49				
50	59352	Carrier Plate Tie	6	
51	59353	3 Roller Omega Frame (Y = 237mm)	1	
52	59354	Ram Bracket	1	
53	59355	Ram Bracket Clamp	1	
54	59358	Ram Body Pin	1	
55	59359	Ram Piston Pin	1	
56	59362	Sensor Bracket	1	
57	59361	Sensor Bracket	1	
58	59396	Ø42 Exhaust Clamp	1	
59	59397	Ø60 Exhaust Clamp	1	
60	59398	Ø42 Ram Body Bracket	1	
61	59399	Ø42 Ram Piston Bracket	1	
62	59400	Ø60 Ram Body Bracket	1	
63	59401	Ø60 Ram Piston Bracket	1	
64				
65	60102RS	Bearing	3	
66	62052RS	Bearing	1	
67				
68	DW25131	Compression Spring	6	
69				
70	LFTC35A	Bearing	6	
71				
72	RPF200.025200	Ø25 External Circlip	1	
73	RPC648.061001	Grease Nipple 45°	8	
74	RPM178.300391	Spigot	1	
75	RPM182.300390	15T 3/4"Pitch Sprocket	1	
76	RPT732.620090	3/4"Pitch Drive Chain	1	
77	RPT732.620089	3/4"Pitch Drive Chain	1	
78				
79	RPS569	Tensioner Sprocket Complete	2	
80	RPS568X	Chain Tensioner Arm	2	
81				
82	6006RS	Bearing	6	
83	W0111	Ø55 Internal Circlip	3	
84	W0117	Ø45 External Circlip	6	
85	W0161	Ø80 Internal Circlip	3	
86	W0167	Ø52 Internal Circlip	1	
87				
88				
89	SS042036/042	Steel Spacer	3	
90	SS042036/082	Steel Spacer	3	
91	SS040011/003	Steel Spacer	8	
92				
93				
94			3	
95				
96	62652	LH Deflector Plate (short)	3	
97	62653	RH Deflector Plate (short)	3	
98	62654	LH Side Panel	1	
99	62655	RH Side Panel	1	
100				
101				

T2 SPARE PARTS**6.2d**

Machines from Serial No T2-168

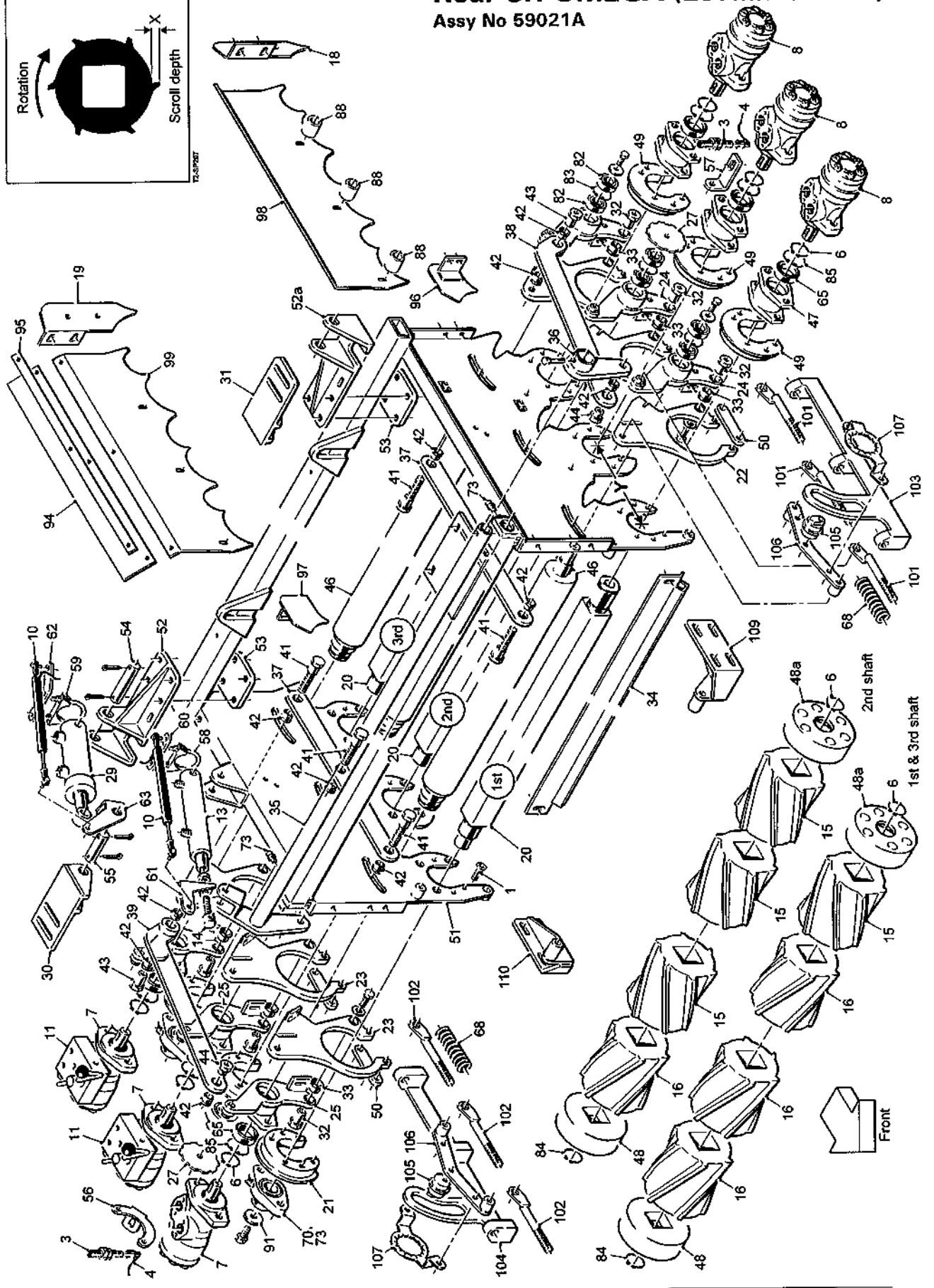
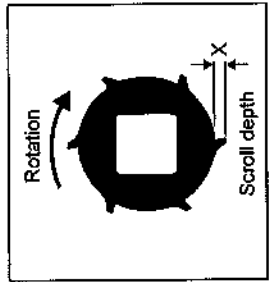
Rear 3R OMEGA (237mm centres)**Assy No 59021**

Item	Part No.	Description	Qty.	Remarks
102				
103				
		Hydraulic Components Consist Of:		
104	11124	1/2"BSP Dowty Seal	8	
105	11295	1/2"BSP x 3/4"BSP M M Adaptor	4	
106				
107				
108	12315	1/2"BSP M M Adaptor	4	
109	41115	3/4"BSP M F Compact 90° Adaptor	1	
110				
111				
112	60268	3/4"Hose Assembly (3200mm)	2	
113	60431	1/2"Hose Assembly (450mm)	1	
114	60490	1/2"Hose Assembly (500mm)	1	
115	60659	3/4"Hose Assembly (600mm)	1	
116	60660	3/4"Hose Assembly (2200mm)	1	
117				
118	62966	Hose Clamp	3	



Machines from 2015

Rear 3R OMEGA (237mm centres) Assy No 59021A



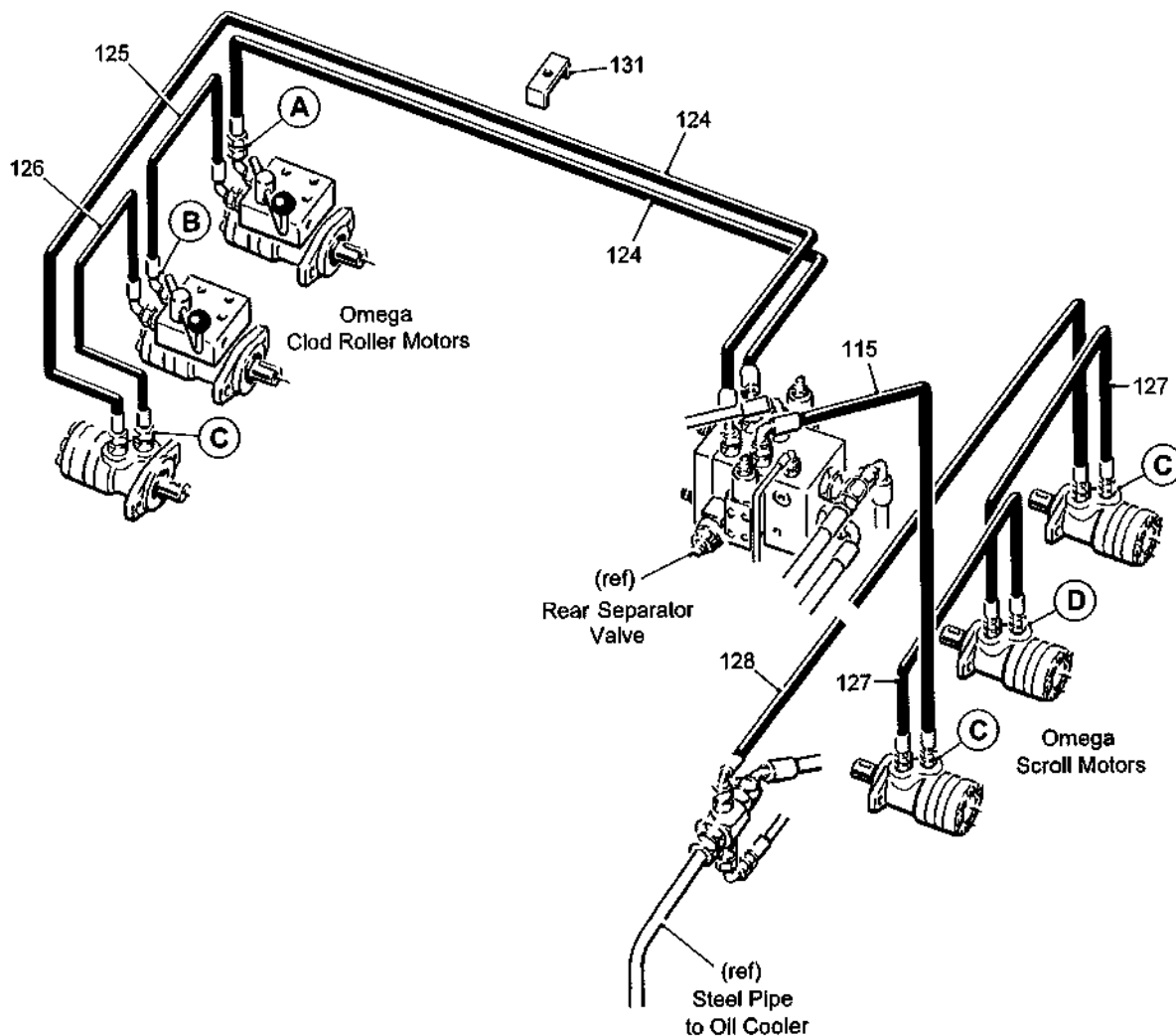
6.2a

T2 SPARE PARTS

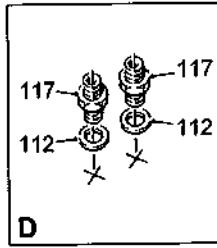
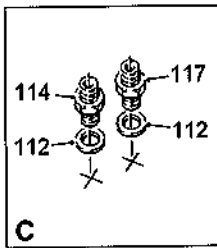
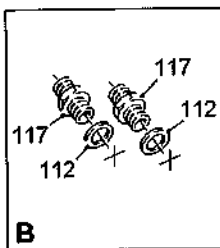
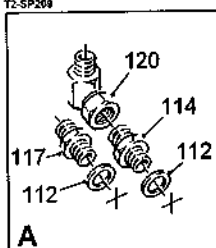
Machines from 2015

Rear 3R OMEGA (237mm centres)

Assy No 59021A



T2-SP209



T2 SPARE PARTS**6.2b**

Machines from 2015

Rear 3R OMEGA (237mm centres)**Assy No 59021A**

Item	Part No.	Description	Qty.	Remarks
1	22016010/020	M10x20 CSK Socket Head Screw	24	
2				
3	32037/1	Proximity Sensor	2	
4	32037/4	Sensor Cable (10m)	2	
5				
6	33130/16	Ø50 External Circlip	9	
7	44563	Hydraulic Motor	3	
8	RPH850.306210	Hydraulic Motor	3	
9				
10	55122	Sensor	2	
11	56112	Diverter Valve	2	
12				
13	56679	Hydraulic Ram	1	
14	56690	Ram Eye	1	
15	59934C	LH Cavity Scroll (X = 10mm)	11	LH Solid Scroll 59934S
	59936C	LH Cavity Scroll (X = 6mm)	11	LH Solid Scroll 59936S
16	59935C	RH Cavity Scroll (X = 10mm)	19	RH Solid Scroll 59935S
	59937C	RH Cavity Scroll (X = 6mm)	19	RH Solid Scroll 59937S
17				
18	59481	LH Deflector	1	
19	59482	RH Deflector	1	
20	59136A/1800	Scroll Shaft	3	
21	59143	Bearing Boss	3	
22	64066	LH Carrier Plate	3	
23	64067	RH Carrier Plate	3	
24	64047	Clod Roller Bearing Mount	3	
25	64046	Clod Roller Motor Mount	3	
26				
27	64012	Sensor Disc	2	
28				
29	59153	Hydraulic Ram	2	
30	59154	Ram Bracket RH	1	
31	59154A	Ram Bracket LH	1	
32	59162	Pivot Pin	6	
33	59163	Pivot Flange Bush	6	
34	59164/1800	Clod Roller Scraper	3	
35	59165	Clod Roller Lift Shaft	1	
36	59166	Clod Roller Lift Arm	1	
37	59170	Connecting Link (3 roller)	2	
38	59171	LH Link	1	
39	59172	RH Link	1	
40				
41	59174	Shoulder Bolt (long)	6	
42	59175	Pivot Flange Bush	12	
43	59176	Tapped Boss (long)	2	
44	59177	Tapped Boss (short)	2	
45				
46	59709/1800	Ø76 Ebonite Clod Roller	3	Option
	59714/1800	Ø76 Mild Steel Clod Roller	3	Option
	59715/1800	Ø73 Stainless Steel Clod Roller	3	Option
	62863/1800	Ø76 Rubber Clod Roller	3	Option

6.2c

T2 SPARE PARTS

Machines from 2015

Rear 3R OMEGA (237mm centres)

Assy No 59021A


Item	Part No.	Description	Qty.	Remarks
47	59529	Motor Mount	3	
48	59348	End Cap (Ø45 bore)	3	
48a	59348A	End Cap (Ø50 bore)	3	
49	59533	Motor Boss	3	
50	59352	Carrier Plate Tie	6	
51	59353A	3 Roller Omega Frame (Y = 237mm)	1	
52	59354	Ram Bracket RH	1	
52a	59354A	Ram Bracket LH	1	
53	59355	Ram Bracket Clamp	2	
54	59358	Ram Body Pin	2	
55	59359	Ram Piston Pin	2	
56	62912	Sensor Bracket	1	
57	64013	Sensor Bracket	1	
58	59396	Ø42 Exhaust Clamp	1	
59	59397	Ø60 Exhaust Clamp	1	
60	59398	Ø42 Ram Body Bracket	1	
61	59399	Ø42 Ram Piston Bracket	1	
62	59400	Ø60 Ram Body Bracket	1	
63	59401	Ø60 Ram Piston Bracket	1	
64				
65	60102RS	Bearing	6	
66				
67				
68	DW25131	Compression Spring	6	
69				
70	LFTC35A	Bearing	3	
71				
72				
73	RPC648.061001	Grease Nipple 45°	5	
74				
75				
76				
77				
78				
79				
80				
81				
82	6006RS	Bearing	6	
83	W0111	Ø55 Internal Circlip	3	
84	W0117	Ø45 External Circlip	3	
85	W0161	Ø80 Internal Circlip	6	
86				
87				
88				
89				
90				
91	SS040011/003	Steel Spacer	3	
92				
93				
94	62997	Rubber Deflector	2	
95	62998	Deflector Clamp Strip	2	
96	62652	LH Deflector Plate (short)	3	
97	62653	RH Deflector Plate (short)	3	
98	62654	LH Side Panel	1	
99	62655	RH Side Panel	1	

T2 SPARE PARTS**6.2d**

Machines from 2015

Rear 3R OMEGA (237mm centres)**Assy No 59021A**

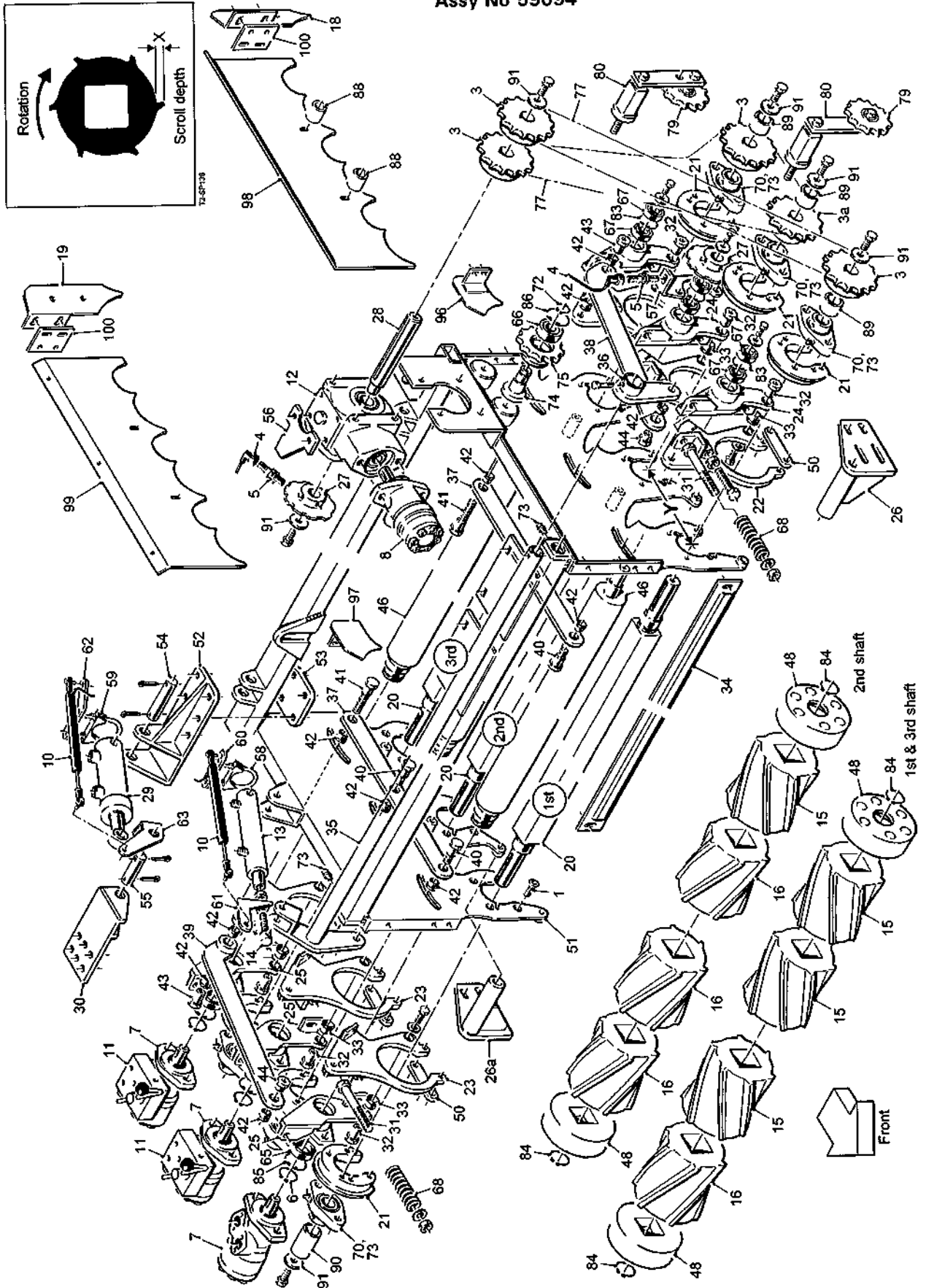
Item	Part No.	Description	Qty.	Remarks
100				
101	62903	LH Adjuster	3	
102	62904	RH Adjuster	3	
103	62905LH	Adjuster Strap LH	1	
104	62905RH	Adjuster Strap RH	1	
105	62908	Adjuster Boss	2	
106	62913	Adjuster Plate	2	
107	62914	Indicator Plate	2	
108				
109	64093	Pivot Bracket LH	1	
110	64094	Pivot Bracket RH	1	
111				
		Hydraulic Components Consist Of:		
112	11124	1/2"BSP Dowty Seal	12	
113				
114	11295	1/2"BSPx3/4"BSP M M Adaptor	4	
115	11744	3/4"Hose Assembly (1400mm)	1	
116				
117	12315	1/2"BSP M M Adaptor	8	
118				
119				
120	41115	3/4"BSP M F Compact 90°Adaptor	1	
121				
122				
123				
124	60268	3/4"Hose Assembly (3200mm)	2	
125	60431	1/2"Hose Assembly (450mm)	1	
126	60490	1/2"Hose Assembly (500mm)	1	
127	60566	1/2"Hose Assembly (500mm)	2	
128	41273	3/4"Hose Assembly (2800mm)	1	
129				
130				
131	62966	Hose Clamp	3	



Machines from Serial No T2-168

Front 3R OMEGA (220mm centres)

Assy No 59094



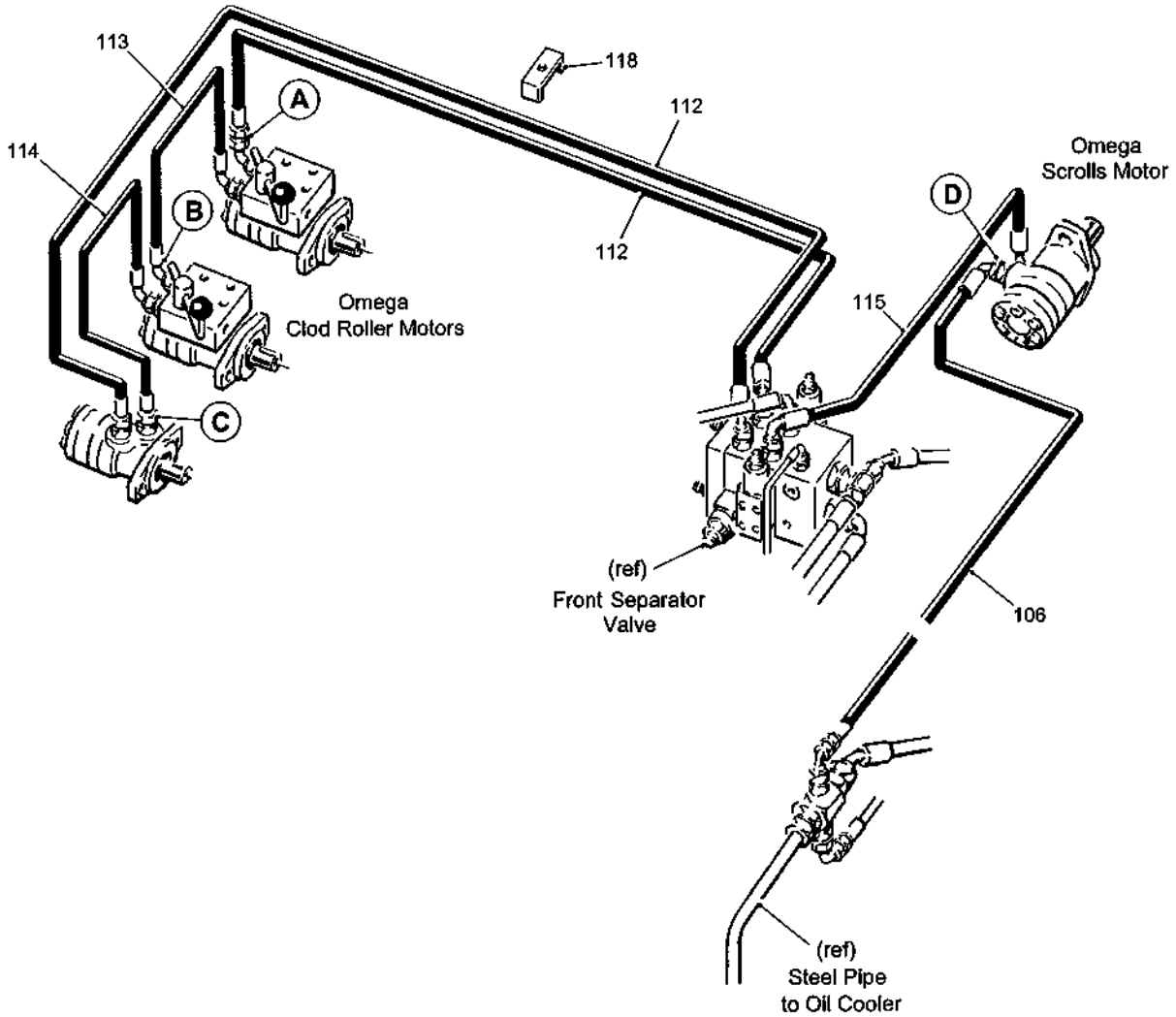
6.3a

T2 SPARE PARTS

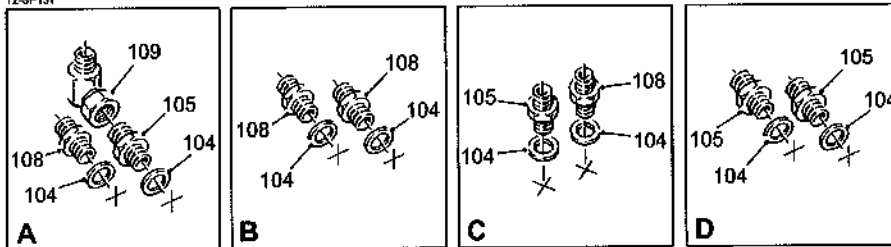
Machines from Serial No T2-168

Front 3R OMEGA (220mm centres)

Assy No 59094



T2-SP131



T2 SPARE PARTS**6.3b**

Machines from Serial No T2-168

Front 3R OMEGA (220mm centres)**Assy No 59094**

Item	Part No.	Description	Qty.	Remarks
1	22016010/020	M10x20 CSK Socket Head Screw	24	
2				
3	59767	23T 3/4"Pitch Sprocket	4	
3a	59767A	23T 3/4"Pitch Sprocket (Ø70 boss)	1	
4	32037/2	Sensor Cable (5m)	2	
5	32037/1	Proximity Sensor	2	
6	33130/16	Ø50 External Circlip	3	
7	44563	Hydraulic Motor	3	
8	37897	Hydraulic Motor	1	
9				
10	55122	Sensor	2	
11	56112	Diverter Valve	2	
12	56641	Gearbox Complete	1	
13	56679A	Hydraulic Ram	1	
14	56690	Ram Eye	1	
15	59934S	LH Scroll (X= 10mm)	19	Option
	59936S	LH Scroll (X= 6mm)	19	Option
16	59935S	RH Scroll (X= 10mm)	11	Option
	59937S	RH Scroll (X= 6mm)	11	Option
17				
18	59481	LH Deflector	1	
19	59482	RH Deflector	1	
20	59136/1800	Scroll Shaft	3	
21	59692	Bearing Boss	6	
22	62648	LH Carrier Plate	3	
23	62649	RH Carrier Plate	3	
24	62280	LH Clod Roller Plate	3	
25	59685	RH Clod Roller Plate	3	
26	59697	LH Mounting Bracket	1	
26a	59698	RH Mounting Bracket	1	
27	59151	Sensor Disc	2	
28	59152	Gearbox Shaft	1	
29	59153A	Hydraulic Ram	1	
30	59154	Ram Anchor	1	
31	22012016/150	M16x140 Bolt	6	
32	59162	Pivot Pin	6	
33	59163	Pivot Flange Bush	6	
34	59164	Clod Roller Scraper	3	
35	59165	Clod Roller Lift Shaft	1	
36	59166	Clod Roller Lift Arm	1	
37	59693	Connecting Link (3 roller)	2	
38	59171	LH Link	1	
39	59172	RH Link	1	
40	59173	Shoulder Bolt (short)	4	
41	59174	Shoulder Bolt (long)	2	
42	59175	Pivot Flange Bush	12	
43	59176	Tapped Boss (long)	2	
44	59177	Tapped Boss (short)	2	
45				
46	59927/1800	Ø63 Ebonite Clod Roller	3	Option
	62753/1800	Ø60 Stainless Steel Clod Roller	3	Option
	62841/1800	Ø60 Mild Steel Clod Roller	3	Option
	62864/1800	Ø63 Rubber Clod Roller	3	Option

6.3c

T2 SPARE PARTS

Machines from Serial No T2-168

Front 3R OMEGA (220mm centres)

Assy No 59094

Item	Part No.	Description	Qty.	Remarks
47				
48	59348	End Cap	6	Steel End Cap 59348S
49				
50	59352	Carrier Plate Tie	6	
51	59696	3 Roller Omega Frame (X = 220mm)	1	
52	59354	Ram Bracket	1	
53	59355	Ram Bracket Clamp	1	
54	59358	Ram Body Pin	1	
55	59359	Ram Piston Pin	1	
56	59362	Sensor Bracket	1	
57	59361	Sensor Bracket	1	
58	59396	Ø42 Exhaust Clamp	1	
59	59397	Ø60 Exhaust Clamp	1	
60	59398	Ø42 Ram Body Bracket	1	
61	59399	Ø42 Ram Piston Bracket	1	
62	59400	Ø60 Ram Body Bracket	1	
63	59401	Ø60 Ram Piston Bracket	1	
64				
65	60102RS	Bearing	3	
66	62052RS	Bearing	1	
67	60062RS	Bearing	6	
68	DW25131	Compression Spring	6	
69				
70	LFTC35A	Bearing	6	
71				
72	RPF200.025200	Ø25 External Circlip	1	
73	RPC648.061001	Grease Nipple 45°	8	
74	RPM178.300391	Spigot	1	
75	RPM182.300390	15T 3/4" Pitch Sprocket	1	
76				
77	RPT732.620089	3/4" Pitch Drive Chain	2	
78				
79	RPS569	Tensioner Sprocket Complete	2	
80	RPS568X	Chain Tensioner Arm	2	
81				
82				
83	W0111	Ø55 Internal Circlip	3	
84	W0117	Ø45 External Circlip	6	
85	W0161	Ø80 Internal Circlip	3	
86	W0167	Ø52 Internal Circlip	1	
87				
88	SS038026/047	Steel Spacer	4	
89	SS042036/042	Steel Spacer	3	
90	SS042036/082	Steel Spacer	3	
91	SS040011/003	Steel Spacer	8	
92				
93				
94				
95				
96	62650	LH Deflector Plate (long)	3	
97	62651	RH Deflector Plate (long)	3	
98	62656	LH Side Panel	1	
99	62657	RH Side Panel	1	
100	62888	Spacer Plate	2	

T2 SPARE PARTS**6.3d**

Machines from Serial No T2-168

Front 3R OMEGA (220mm centres)**Assy No 59094**

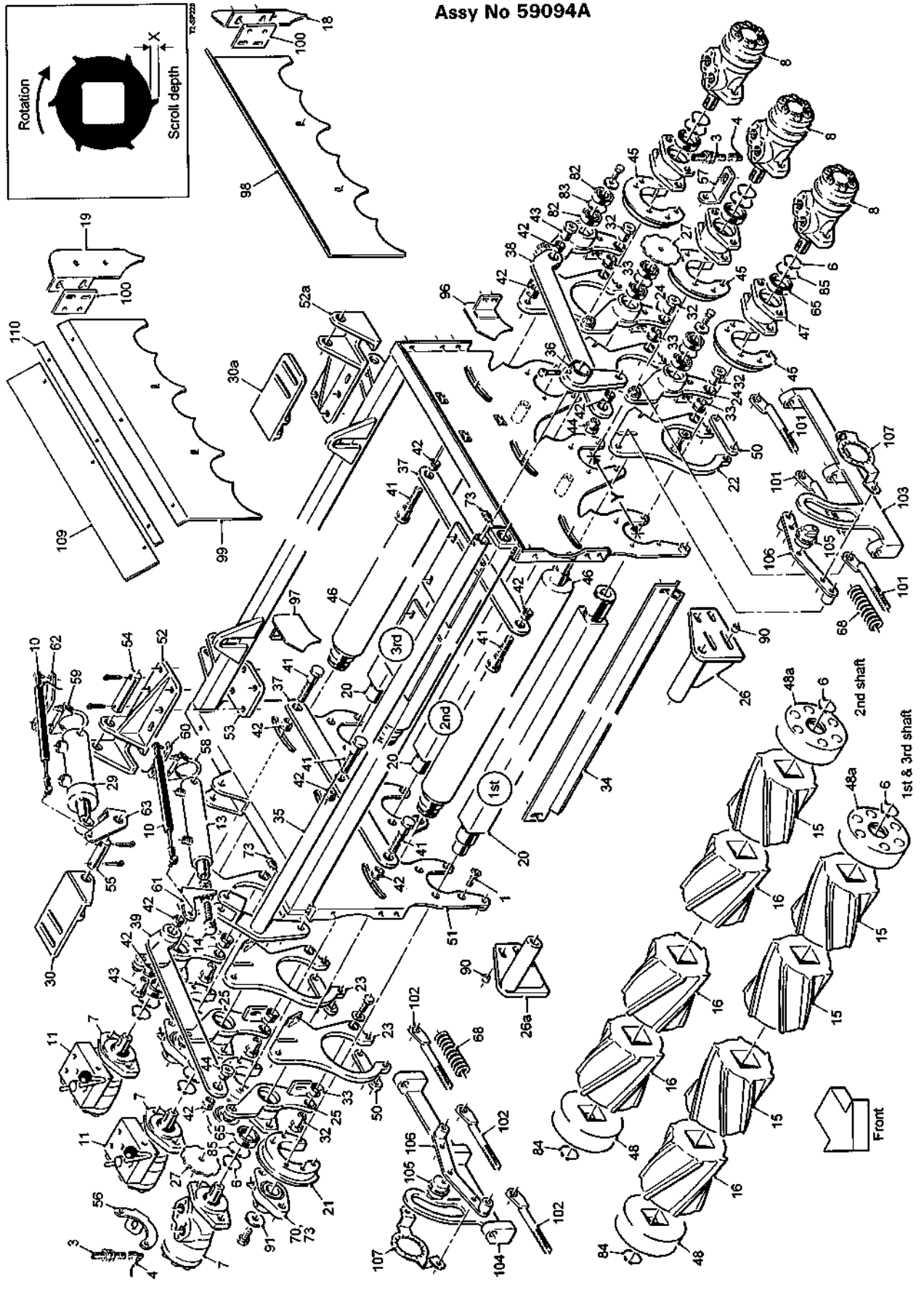
Item	Part No.	Description	Qty.	Remarks
101				
102				
103				
		Hydraulic Components Consist Of:		
104	11124	1/2"BSP Dowty Seal	8	
105	11295	1/2"BSP x 3/4"BSP M M Adaptor	4	
106	11744	3/4"Hose Assembly (1400mm)	1	
107				
108	12315	1/2"BSP M M Adaptor	4	
109	41115	3/4"BSP M F Compact 90° Adaptor	1	
110				
111				
112	60268	3/4"Hose Assembly (3200mm)	2	
113	60431	1/2"Hose Assembly (450mm)	1	
114	60490	1/2"Hose Assembly (500mm)	1	
115	60659	3/4"Hose Assembly (600mm)	1	
116				
117				
118	62966	Hose Clamp	3	



Machines from 2016

Front 3R OMEGA (220mm centres)

Assy No 59094A



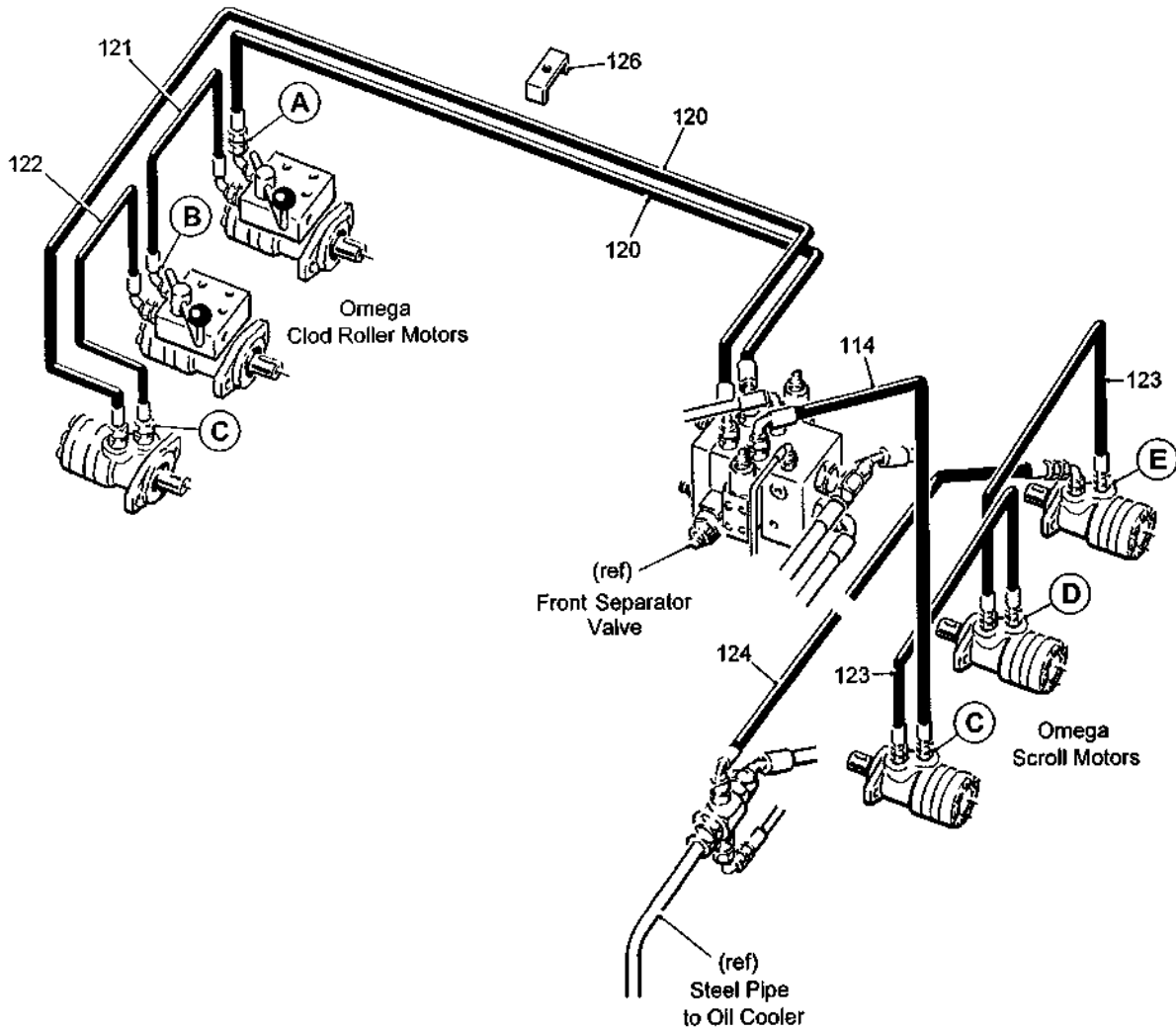
6.3a

T2 SPARE PARTS

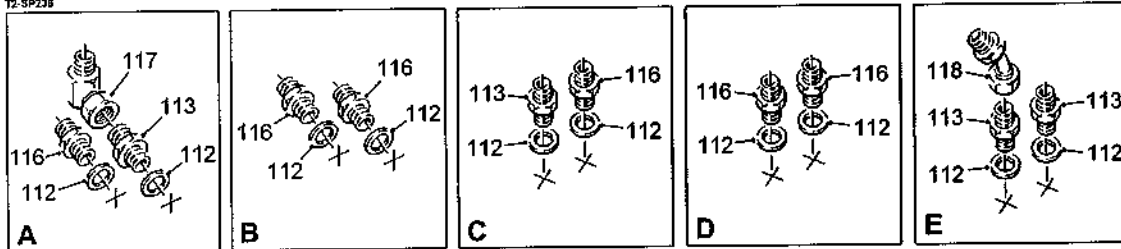
Machines from 2016

Front 3R OMEGA (220mm centres)

Assy No 59094A



T2-SP236



T2 SPARE PARTS**6.3b**

Machines from 2016

Front 3R OMEGA (220mm centres)**Assy No 59094A**

Item	Part No.	Description	Qty.	Remarks
1	22016010/020	M10x20 CSK Socket Head Screw	24	
2				
3	32037/1	Proximity Sensor	2	
4	32037/2	Sensor Cable (5m)	2	
5				
6	33130/16	Ø50 External Circlip	9	
7	44563	Hydraulic Motor	3	
8	RPH850.306210	Hydraulic Motor	3	
9				
10	55122	Sensor	2	
11	56112	Diverter Valve	2	
12				
13	56679A	Hydraulic Ram	1	
14	56690	Ram Eye	1	
15	59934C	LH Cavity Scroll (X = 10mm)	19	LH Solid Scroll 59934S
	59936C	LH Cavity Scroll (X = 6mm)	19	LH Solid Scroll 59936S
16	59935C	RH Cavity Scroll (X = 10mm)	11	RH Solid Scroll 59935S
	59937C	RH Cavity Scroll (X = 6mm)	11	RH Solid Scroll 59937S
17				
18	59481	LH Deflector	1	
19	59482	RH Deflector	1	
20	59136A/1800	Scroll Shaft	3	
21	59692	Bearing Boss	3	
22	64066	LH Carrier Plate	3	
23	64067	RH Carrier Plate	3	
24	64047	LH Clod Roller Plate	3	
25	64046	RH Clod Roller Plate	3	
26	59697	LH Mounting Bracket	1	
26a	59698	RH Mounting Bracket	1	
27	64012	Sensor Disc	2	
28				
29	59153A	Hydraulic Ram	2	
30	59154	Ram Anchor RH	1	
30a	59154A	Ram Anchor LH	1	
31				
32	59162	Pivot Pin	6	
33	59163	Pivot Flange Bush	6	
34	59164/1800	Clod Roller Scraper	3	
35	59165/1800	Clod Roller Lift Shaft	1	
36	59166	Clod Roller Lift Arm	1	
37	59693	Connecting Link (3 roller)	2	
38	59171	LH Link	1	
39	59172	RH Link	1	
40				
41	59174	Shoulder Bolt (long)	6	
42	59175	Pivot Flange Bush	12	
43	59176	Tapped Boss (long)	2	
44	59177	Tapped Boss (short)	2	
45	59928	Bearing Boss	3	
46	59927/1800	Ø63 Ebonite Clod Roller	3	Option
	62753/1800	Ø60 Stainless Steel Clod Roller	3	Option
	62841/1800	Ø60 Mild Steel Clod Roller	3	Option
	62864/1800	Ø63 Rubber Clod Roller	3	Option

6.3c

T2 SPARE PARTS

Machines from 2016

Front 3R OMEGA (220mm centres)

Assy No 59094A


Item	Part No.	Description	Qty.	Remarks
47	59929	Motor Mount	3	
48	59348	End Cap (Ø45 bore)	3	
48a	59348A	End Cap (Ø50 bore)	3	
49				
50	59352	Carrier Plate Tie	6	
51	59696C	3 Roller Omega Frame (Y = 220mm)	1	
52	59354	Ram Bracket RH	1	
52a	59354A	Ram Bracket LH	1	
53	59355	Ram Bracket Clamp	2	
54	59358	Ram Body Pin	2	
55	59359	Ram Piston Pin	2	
56	62912	Sensor Bracket	1	
57	64013	Sensor Bracket	1	
58	59396	Ø42 Exhaust Clamp	1	
59	59397	Ø60 Exhaust Clamp	1	
60	59398	Ø42 Ram Body Bracket	1	
61	59399	Ø42 Ram Piston Bracket	1	
62	59400	Ø60 Ram Body Bracket	1	
63	59401	Ø60 Ram Piston Bracket	1	
64				
65	60102RS	Bearing	6	
66				
67				
68	DW25131	Compression Spring	6	
69				
70	LFTC35A	Bearing	3	
71				
72				
73	RPC648.061001	Grease Nipple 45°	5	
74				
75				
76				
77				
78				
79				
80				
81				
82	60062RS	Bearing	6	
83	W0111	Ø55 Internal Circlip	3	
84	W0117	Ø45 External Circlip	3	
85	W0161	Ø80 Internal Circlip	6	
86				
87				
88				
89				
90	SS016013/014	Steel Spacer	8	
91	SS040011/003	Steel Spacer	3	
92				
93				
94				
95				
96	62650	LH Deflector Plate (long)	3	
97	62651	RH Deflector Plate (long)	3	
98	62656	LH Side Panel	1	
99	62657	RH Side Panel	1	

T2 SPARE PARTS**6.3d**

Machines from 2016

Front 3R OMEGA (220mm centres)**Assy No 59094A**

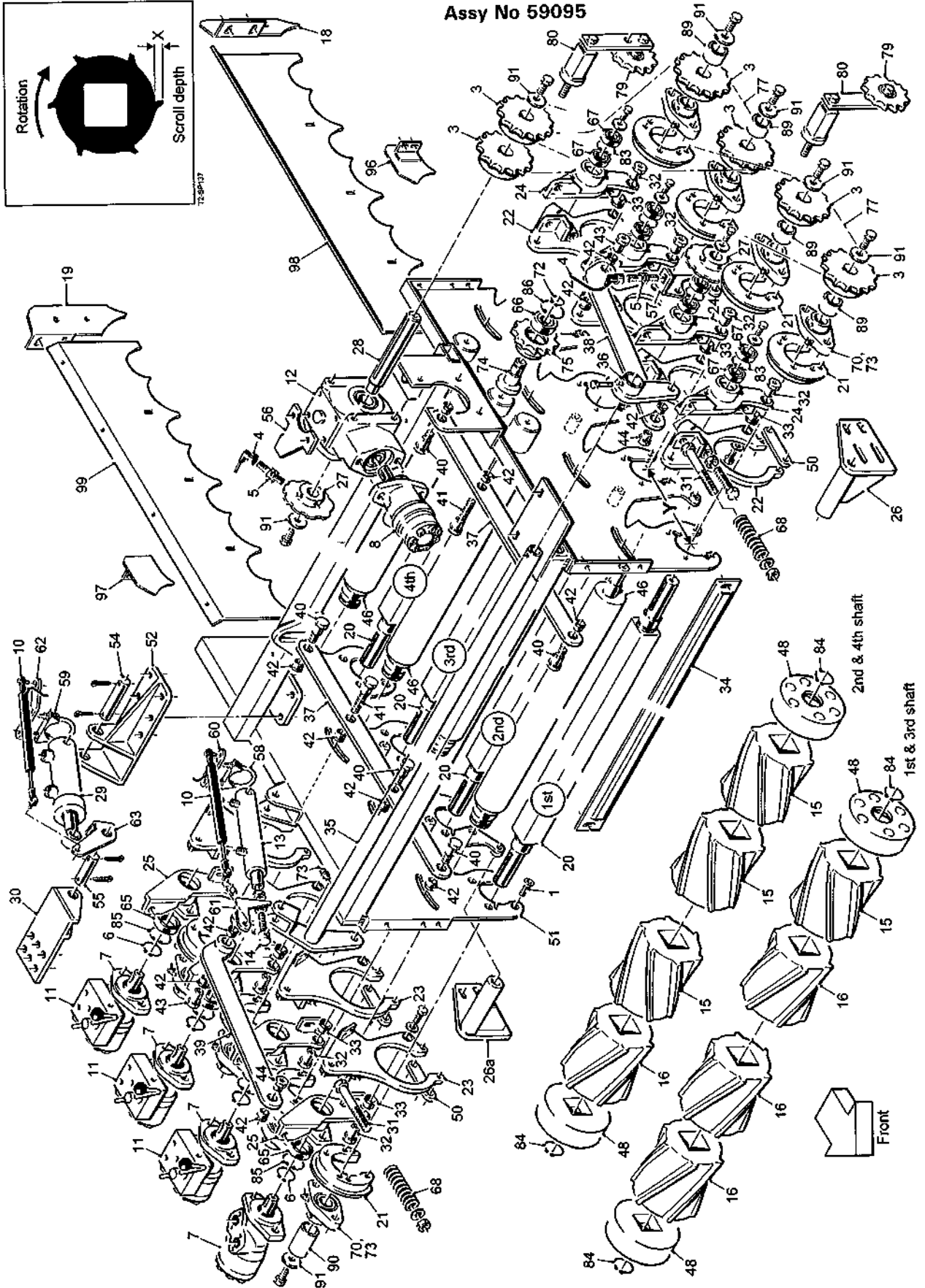
Item	Part No.	Description	Qty.	Remarks
100	62888	Spacer Plate	2	
101	62903	LH Adjuster	3	
102	62904	RH Adjuster	3	
103	64097LH	Adjuster Strap LH	1	
104	64097RH	Adjuster Strap RH	1	
105	62908	Adjuster Boss	2	
106	62913A	Adjuster Plate	2	
107	62914	Indicator Plate	2	
108				
109	64259	Rubber Deflector	2	
110	64260	Clamp Strip	2	
111				
		Hydraulic Components Consist Of:		
112	11124	1/2"BSP Dowty Seal	12	
113	11295	1/2"BSP x 3/4"BSP M M Adaptor	5	
114	44272	3/4"Hose Assembly (900mm)	1	
115				
116	12315	1/2"BSP M M Adaptor	7	
117	41115	3/4"BSP M F Compact 90°Adaptor	1	
118	23575	3/4"BSP M F Swept 45°Adaptor	1	
119				
120	60268	3/4"Hose Assembly (3200mm)	2	
121	60431	1/2"Hose Assembly (450mm)	1	
122	60490	1/2"Hose Assembly (500mm)	1	
123	60566	1/2"Hose Assembly (500mm)	2	
124	15015	3/4"Hose Assembly (1700mm)	1	
125				
126	62966	Hose Clamp	3	



Machines from Serial No T2-168

Rear 4R OMEGA (220mm centres)

Assy No 59095



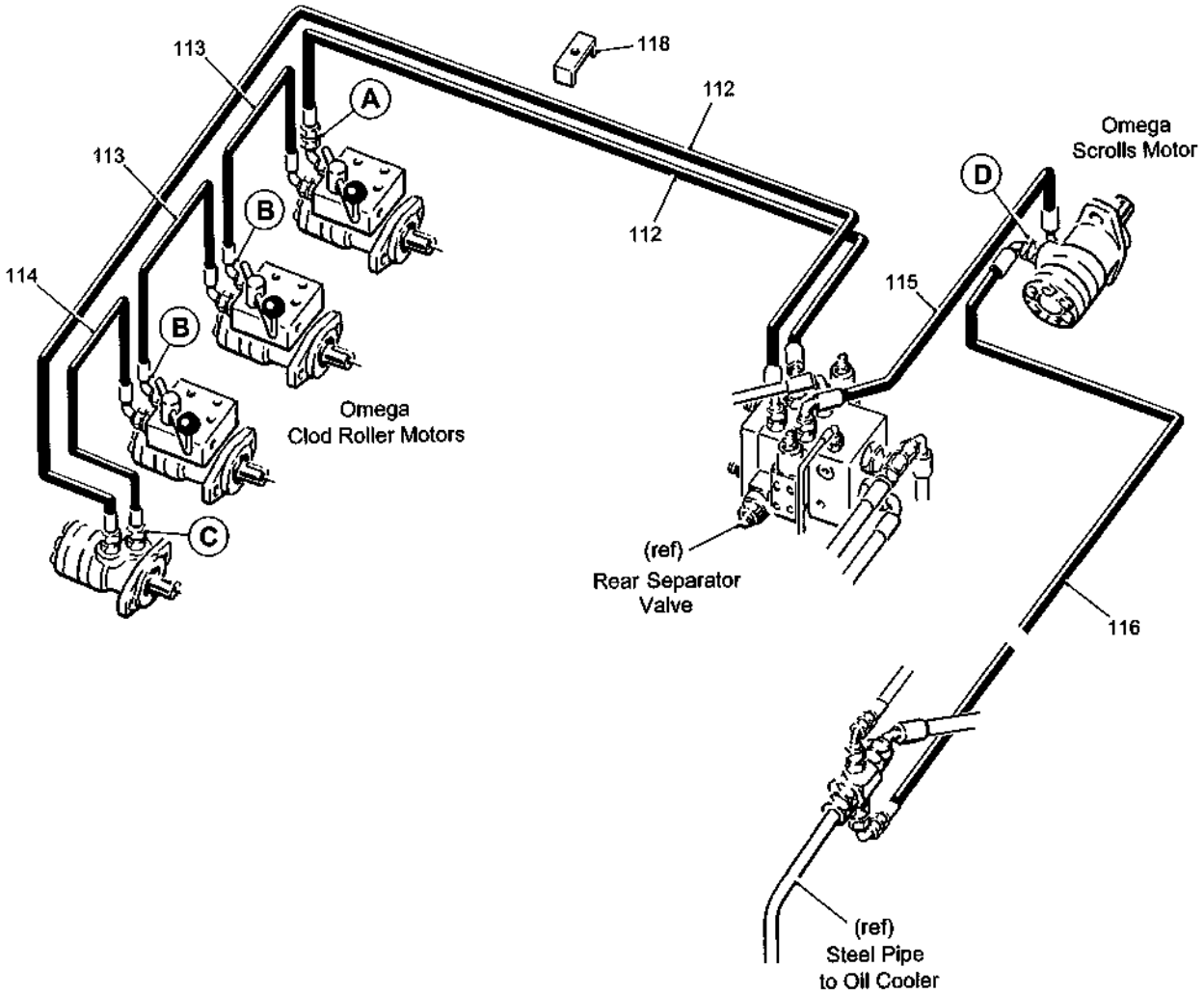
6.4a

T2 SPARE PARTS

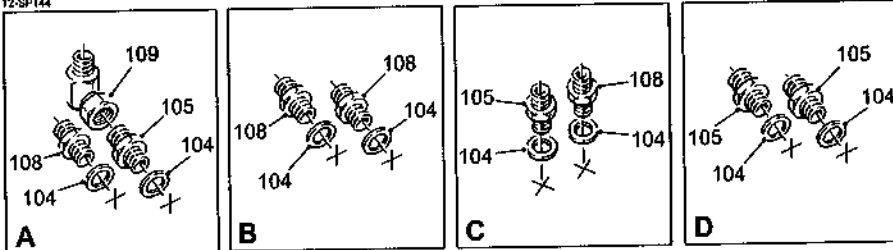
Machines from Serial No T2-168

Rear 4R OMEGA (220mm centres)

Assy No 59095



T2-SP144



T2 SPARE PARTS**6.4b**

Machines from Serial No T2-168

Rear 4R OMEGA (220mm centres)**Assy No 59095**

Item	Part No.	Description	Qty.	Remarks
1	22016010/020	M10x20 CSK Socket Head Screw	32	
2				
3	59767	23T 3/4"Pitch Sprocket	6	
4	32037/4	Sensor Cable (10m)	2	
5	32037/1	Proximity Sensor	2	
6	33130/16	Ø50 External Circlip	4	
7	44563	Hydraulic Motor	4	
8	37897	Hydraulic Motor	1	
9				
10	55122	Sensor	2	
11	56112	Diverter Valve	3	
12	56641	Gearbox Complete	1	
13	56679A	Hydraulic Ram	1	
14	56690	Ram Eye	1	
15	59934S	LH Scroll (X = 10mm)	20	Option
	59936S	LH Scroll (X = 6mm)	20	Option
16	59935S	RH Scroll (X = 10mm)	20	Option
	59937S	RH Scroll (X = 6mm)	20	Option
17				
18	59481	LH Deflector	1	
19	59482	RH Deflector	1	
20	59136/1800	Scroll Shaft	4	
21	59692	Bearing Boss	8	
22	62648	LH Carrier Plate	4	
23	62649	RH Carrier Plate	4	
24	62280	LH Clod Roller Plate	4	
25	59685	RH Clod Roller Plate	4	
26	59697	LH Mounting Bracket	1	
26a	59698	RH Mounting Bracket	1	
27	59151	Sensor Disc	2	
28	59152	Gearbox Shaft	1	
29	59153A	Hydraulic Ram	1	
30	59154	Ram Anchor	1	
31	22012016/150	M16x140 Bolt	8	
32	59162	Pivot Pin	8	
33	59163	Pivot Flange Bush	8	
34	59164	Clod Roller Scraper	4	
35	59165	Clod Roller Lift Shaft	1	
36	59166	Clod Roller Lift Arm	1	
37	59694	Connecting Link (4 roller)	2	
38	59171	LH Link	1	
39	59172	RH Link	1	
40	59173	Shoulder Bolt (short)	6	
41	59174	Shoulder Bolt (long)	2	
42	59175	Pivot Flange Bush	14	
43	59176	Tapped Boss (long)	2	
44	59177	Tapped Boss (short)	2	
45				
46	59927/1800	Ø63 Ebonite Clod Roller	4	Option
	62753/1800	Ø60 Stainless Steel Clod Roller	4	Option
	62841/1800	Ø60 Mild Steel Clod Roller	4	Option
	62864/1800	Ø63 Rubber Clod Roller	4	Option

6.4c

T2 SPARE PARTS

Machines from Serial No T2-168

Rear 4R OMEGA (220mm centres)

Assy No 59095


Item	Part No.	Description	Qty.	Remarks
47				
48	59348	End Cap	8	Steel End Cap 59348S
49				
50	59352	Carrier Plate Tie	8	
51	59632	4 Roller Omega Frame (X = 220mm)	1	
52	59354	Ram Bracket	1	
53	59355	Ram Bracket Clamp	1	
54	59358	Ram Body Pin	1	
55	59359	Ram Piston Pin	1	
56	59362	Sensor Bracket	1	
57	59361	Sensor Bracket	1	
58	59396	Ø42 Exhaust Clamp	1	
59	59397	Ø60 Exhaust Clamp	1	
60	59398	Ø42 Ram Body Bracket	1	
61	59399	Ø42 Ram Piston Bracket	1	
62	59400	Ø60 Ram Body Bracket	1	
63	59401	Ø60 Ram Piston Bracket	1	
64				
65	60102RS	Bearing	4	
66	62052RS	Bearing	1	
67	60062RS	Bearing	8	
68	DW25131	Compression Spring	8	
69				
70	LFTC35A	Bearing	8	
71				
72	RPF200.025200	Ø25 External Circlip	1	
73	RPC648.061001	Grease Nipple 45°	10	
74	RPM178.300391	Spigot	1	
75	RPM182.300390	15T 3/4"Pitch Sprocket	1	
76				
77	RPT732.620089	3/4"Pitch Drive Chain	2	
78				
79	RPS569	Tensioner Sprocket Complete	2	
80	RPS568X	Chain Tensioner Arm	2	
81				
82				
83	W0111	Ø55 Internal Circlip	4	
84	W0117	Ø45 External Circlip	6	
85	W0161	Ø80 Internal Circlip	3	
86	W0167	Ø52 Internal Circlip	1	
87				
88				
89	SS042036/042	Steel Spacer	4	
90	SS042036/082	Steel Spacer	4	
91	SS040011/003	Steel Spacer	10	
92				
93				
94				
95				
96	62652	LH Deflector Plate (short)	4	
97	62653	RH Deflector Plate (short)	4	
98	62658	LH Side Panel	1	
99	62659	RH Side Panel	1	
100				

T2 SPARE PARTS**6.4d**

Machines from Serial No T2-168

Rear 4R OMEGA (220mm centres)**Assy No 59095**

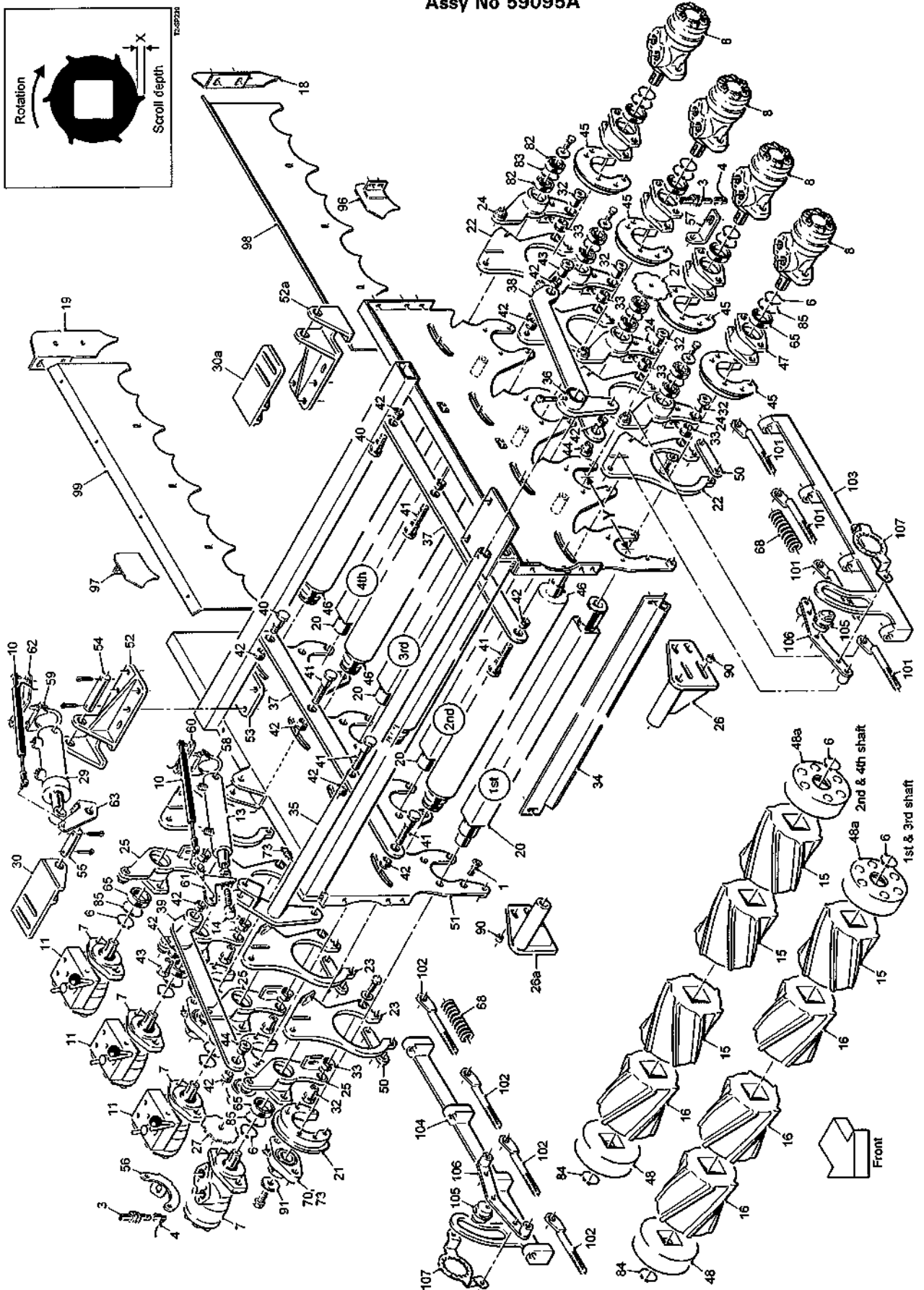
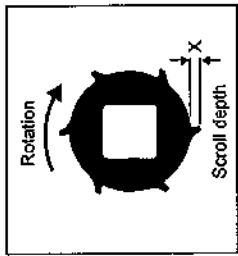
Item	Part No.	Description	Qty.	Remarks
102				
103				
		Hydraulic Components Consist Of:		
104	11124	1/2"BSP Dowty Seal	10	
105	11295	1/2"BSP x 3/4"BSP M M Adaptor	4	
106				
107				
108	12315	1/2"BSP M M Adaptor	6	
109	41115	3/4"BSP M F Compact 90° Adaptor	1	
110				
111				
112	60268	3/4"Hose Assembly (3200mm)	2	
113	60431	1/2"Hose Assembly (450mm)	2	
114	60490	1/2"Hose Assembly (500mm)	1	
115	60659	3/4"Hose Assembly (600mm)	1	
116	60660	3/4"Hose Assembly (2200mm)	1	
117				
118	62966	Hose Clamp	3	



Machines from 2016

Rear 4R OMEGA (220mm centres)

Assy No 59095A



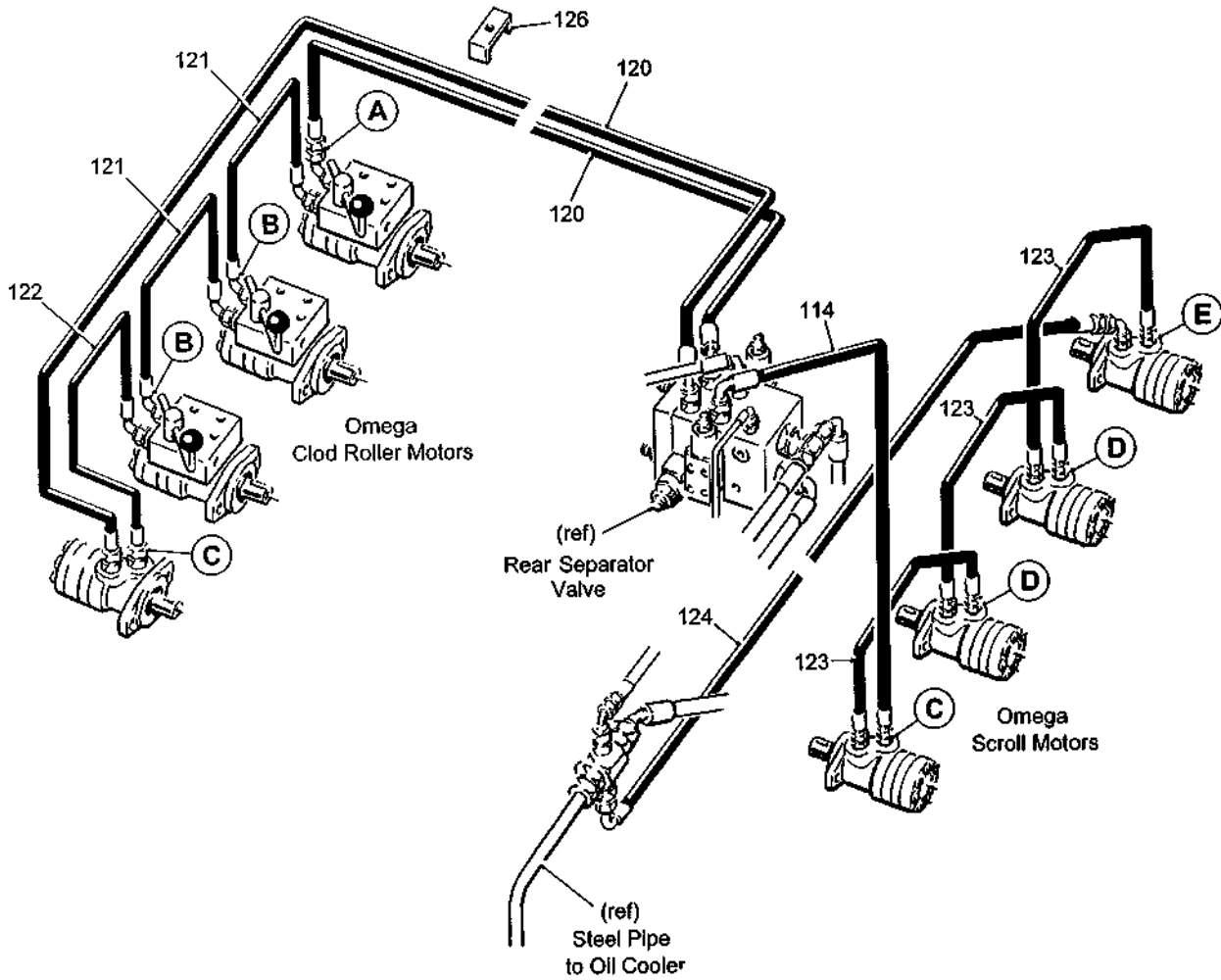
6.4a

T2 SPARE PARTS

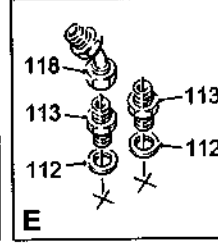
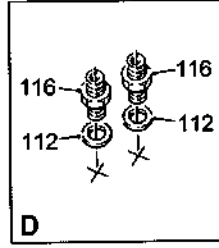
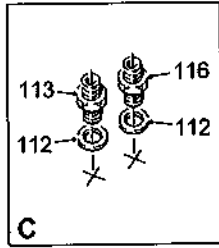
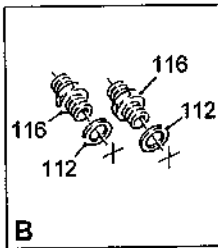
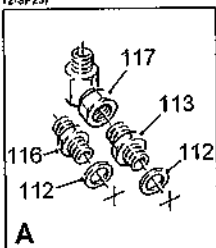
Machines from 2016

Rear 4R OMEGA (220mm centres)

Assy No 59095A



T2-SP237



T2 SPARE PARTS**6.4b**

Machines from 2016

Rear 4R OMEGA (220mm centres)**Assy No 59095A**

Item	Part No.	Description	Qty.	Remarks
1	22016010/020	M10x20 CSK Socket Head Screw	32	
2				
3	32037/1	Proximity Sensor	2	
4	32037/2	Sensor Cable (5m)	2	
5				
6	33130/16	Ø50 External Circlip	12	
7	44563	Hydraulic Motor	4	
8	RPH850.306210	Hydraulic Motor	4	
9				
10	55122	Sensor	2	
11	56112	Diverter Valve	3	
12				
13	56679A	Hydraulic Ram	1	
14	56690	Ram Eye	1	
15	59934C	LH Cavity Scroll (X = 10mm)	20	LH Solid Scroll 59934S
	59936C	LH Cavity Scroll (X = 6mm)	20	LH Solid Scroll 59936S
16	59935C	RH Cavity Scroll (X = 10mm)	20	RH Solid Scroll 59935S
	59937C	RH Cavity Scroll (X = 6mm)	20	RH Solid Scroll 59937S
17				
18	59481	LH Deflector	1	
19	59482	RH Deflector	1	
20	59136A/1800	Scroll Shaft	4	
21	59692	Bearing Boss	4	
22	64066	LH Carrier Plate	4	
23	64067	RH Carrier Plate	4	
24	64047	LH Clod Roller Plate	4	
25	64046	RH Clod Roller Plate	4	
26	59697	LH Mounting Bracket	1	
26a	59698	RH Mounting Bracket	1	
27	64012	Sensor Disc	2	
28				
29	59153A	Hydraulic Ram	2	
30	59154	Ram Anchor RH	1	
30a	59154A	Ram Anchor LH	1	
31				
32	59162	Pivot Pin	8	
33	59163	Pivot Flange Bush	8	
34	59164/1800	Clod Roller Scraper	4	
35	59165/1800	Clod Roller Lift Shaft	1	
36	59166	Clod Roller Lift Arm	1	
37	59694	Connecting Link (4 roller)	2	
38	59171	LH Link	1	
39	59172	RH Link	1	
40	59173	Shoulder Bolt (short)	2	
41	59174	Shoulder Bolt (long)	6	
42	59175	Pivot Flange Bush	14	
43	59176	Tapped Boss (long)	2	
44	59177	Tapped Boss (short)	2	
45	59928	Bearing Boss	4	
46	59927/1800	Ø63 Ebonite Clod Roller	4	Option
	62753/1800	Ø60 Stainless Steel Clod Roller	4	Option
	62841/1800	Ø60 Mild Steel Clod Roller	4	Option
	62864/1800	Ø63 Rubber Clod Roller	4	Option

6.4c

T2 SPARE PARTS

Machines from 2016

Rear 4R OMEGA (220mm centres)

Assy No 59095A


Item	Part No.	Description	Qty.	Remarks
47	59929	Motor Mount	4	
48	59348	End Cap (Ø45 bore)	4	
48a	59348A	End Cap (Ø50 bore)	4	
49				
50	59352	Carrier Plate Tie	8	
51	59632A	4 Roller Omega Frame (Y = 220mm)	1	
52	59354	Ram Bracket RH	1	
52a	59354A	Ram Bracket LH	1	
53	59355	Ram Bracket Clamp	2	
54	59358	Ram Body Pin	2	
55	59359	Ram Piston Pin	2	
56	62912	Sensor Bracket	1	
57	64013	Sensor Bracket	1	
58	59396	Ø42 Exhaust Clamp	1	
59	59397	Ø60 Exhaust Clamp	1	
60	59398	Ø42 Ram Body Bracket	1	
61	59399	Ø42 Ram Piston Bracket	1	
62	59400	Ø60 Ram Body Bracket	1	
63	59401	Ø60 Ram Piston Bracket	1	
64				
65	60102RS	Bearing	8	
66				
67				
68	DW25131	Compression Spring	8	
69				
70	LFTC35A	Bearing	4	
71				
72				
73	RPC648.061001	Grease Nipple 45°	6	
74				
75				
76				
77				
78				
79				
80				
81				
82	60062RS	Bearing	6	
83	W0111	Ø55 Internal Circlip	3	
84	W0117	Ø45 External Circlip	3	
85	W0161	Ø80 Internal Circlip	6	
86				
87				
88				
89				
90	SS016013/014	Steel Spacer	8	
91	SS040011/003	Steel Spacer	4	
92				
93				
94				
95				
96	62652	LH Deflector Plate (short)	4	
97	62653	RH Deflector Plate (short)	4	
98	62658	LH Side Panel	1	
99	62659	RH Side Panel	1	

T2 SPARE PARTS**6.4d**

Machines from 2016

Rear 4R OMEGA (220mm centres)**Assy No 59095A**

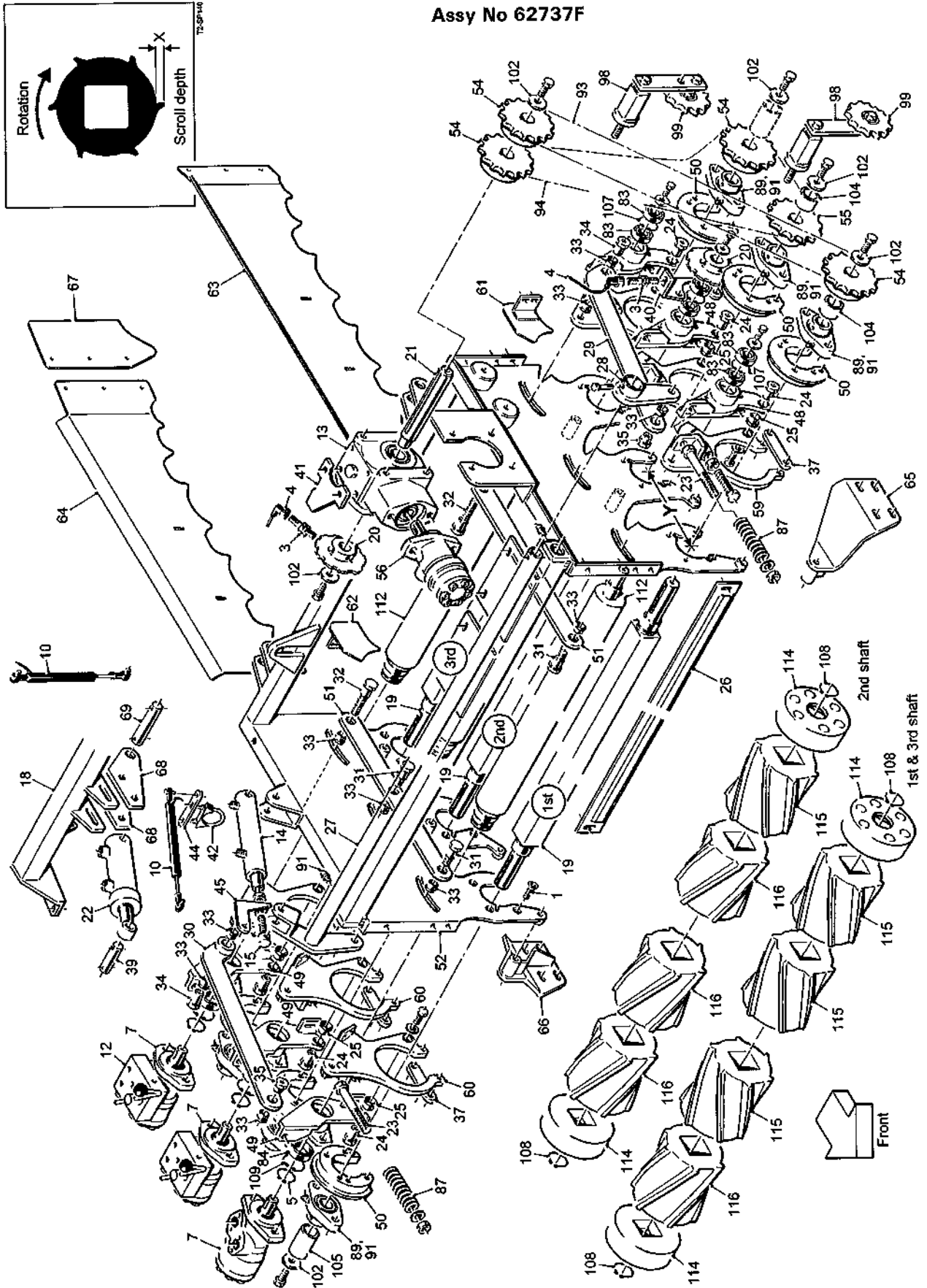
Item	Part No.	Description	Qty.	Remarks
100				
101	62903	LH Adjuster	4	
102	62904	RH Adjuster	4	
103	64197LH	Adjuster Strap LH	1	
104	64197RH	Adjuster Strap RH	1	
105	62908	Adjuster Boss	2	
106	62913A	Adjuster Plate	2	
107	62914	Indicator Plate	2	
108				
109				
110				
111				
		Hydraulic Components Consist Of:		
112	11124	1/2" BSP Dowty Seal	16	
113	11295	1/2" BSP x 3/4" BSP M M Adaptor	5	
114	44272	3/4" Hose Assembly (900mm)	1	
115				
116	12315	1/2" BSP M M Adaptor	11	
117	41115	3/4" BSP M F Compact 90° Adaptor	1	
118	23575	3/4" BSP M F Swept 45° Adaptor	1	
119				
120	60268	3/4" Hose Assembly (3200mm)	2	
121	60431	1/2" Hose Assembly (450mm)	2	
122	60490	1/2" Hose Assembly (500mm)	1	
123	60566	1/2" Hose Assembly (500mm)	3	
124	60778	3/4" Hose Assembly (2650mm)	1	
125				
126	62966	Hose Clamp	3	



Machines from Serial No T2-168

Front 3R OMEGA (220mm centres)

Assy No 62737F



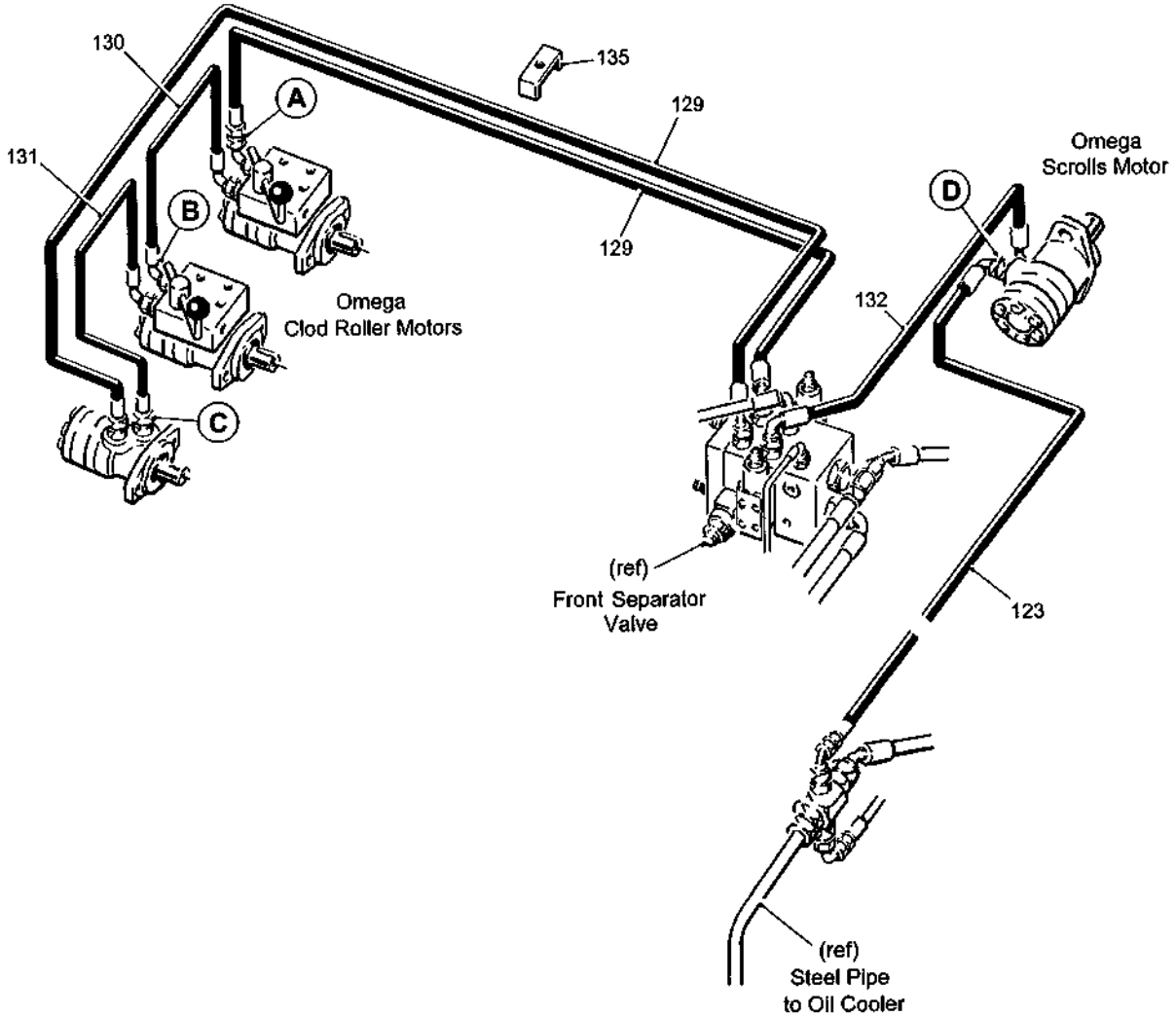
6.5a

T2 SPARE PARTS

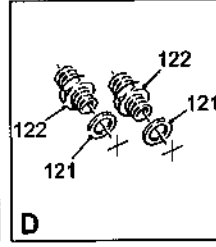
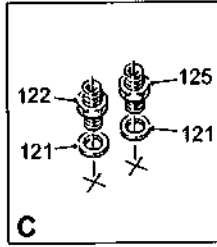
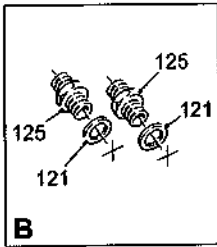
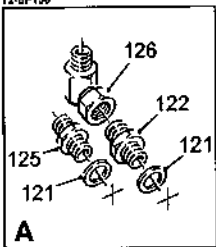
Machines from Serial No T2-168

Front 3R OMEGA (220mm centres)

Assy No 62737F



T2-SP138



T2 SPARE PARTS**6.5b**

Machines from Serial No T2-168

Front 3R OMEGA (220mm centres)**Assy No 62737F**

Item	Part No.	Description	Qty.	Remarks
1	22016010/020	M10x20 CSK Socket Head Screw	24	
2				
3	32037/1	Proximity Sensor	2	
4	32037/2	Sensor Cable (5m)	2	
5	33130/16	Ø50 External Circlip	3	
6				
7	44563	Hydraulic Motor	3	
8				
9				
10	55122	Linear Sensor	2	
11				
12	56112	Diverter Valve	2	
13	56641	Gearbox Assembly	1	
14	56679A	Hydraulic Ram	1	
15	56690	Ram Eye	1	
16				
17				
18	59338A	Ram Mounting Beam	1	With water kit use 59338
19	59136/1800	Scroll Shaft	3	
20	59151	Sensor Disc	2	
21	59152	Gearbox Shaft	1	
22	59153B	Hydraulic Ram (33mm stroke)	2	
23	22012016/150	M16x150 Bolt	6	
24	59162	Pivot Pin	6	
25	59163	Pivot Flange Bush	6	
26	59164/1800	Clod Roller Scraper	3	
27	59165/1800	Clod Roller Lift Shaft	1	
28	59166	Clod Roller Lift Arm	1	
29	59171	LH Link	1	
30	59172	RH Link	1	
31	59173	Shoulder Bolt (short)	4	
32	59174	Shoulder Bolt (long)	2	
33	59175	Pivot Flange Bush	12	
34	59176	Tapped Boss (long)	2	
35	59177	Tapped Boss (short)	2	
36				
37	59352	Tie Plate	6	
38				
39	59359	Ram Pivot Pin (short)	2	
40	59361	Sensor Bracket	1	
41	59362	Sensor Bracket	1	
42	59396	Ø42 Clamp	1	
43				
44	59398	Ø42 Ram Body Bracket	1	
45	59399	Ø42 Ram Piston Bracket	1	
46				
47				
48	62280	LH Clod Roller Plate	3	
49	59685	RH Clod Roller Plate	3	
50	59692	Bearing Boss	6	
51	59693	Connecting Link (3 hole)	2	
52	59696A	3 Roller Omega Frame (Y = 220mm)	1	
53				
54	59767	23T 3/4"Pitch Sprocket	4	
55	59767A	23T 3/4"Pitch Sprocket (Ø70 boss)	1	

6.5c

T2 SPARE PARTS

Machines from Serial No T2-168

Front 3R OMEGA (220mm centres)

Assy No 62737F

Item	Part No.	Description	Qty.	Remarks
56	37897	Hydraulic Motor	1	
57				
58				
59	62648	LH Carrier Plate	3	
60	62649	RH Carrier Plate	3	
61	62650	LH Deflector Plate (long)	3	
62	62651	RH Deflector Plate (long)	3	
63	62706	LH Stainless Side Panel	1	For double transfer roller
	62706A	LH Stainless Side Panel	1	For triple transfer roller
64	62707	RH Stainless Side Panel	1	For double transfer roller
	62707A	RH Stainless Side Panel	1	For triple transfer roller
65	62713	LH Pivot Bracket	1	
66	62714	RH Pivot Bracket	1	
67	62744	Stainless Panel (double transfer roller)	2	Used with roller table only
	62744A	Stainless Panel (triple transfer roller)	2	Used with roller table only
68	62796	Ram Pivot Plate	4	
69	62797	Ram Pivot Pin (long)	2	
70				
71				
72				
73				
74				
75				
76				
77				
78				
79				
80				
81				
82				
83	60062RS	Bearing	6	
84	60102RS	Bearing	3	
85				
86				
87	DW25131	Compression Spring	6	
88				
89	LFTC35A	Bearing	6	
90				
91	RPC648.061001	M6 45°Grease Nipple	8	
92				
93	RPT732.620076	3/4"Pitch Drive Chain	1	
94	RPT732.620091	3/4"Pitch Drive Chain	1	
95				
96				
97				
98	RPS568X	Tensioner	2	
99	RPS569	Tensioner Sprocket Complete	2	
100				
101				
102	SS040011/003	Steel Spacer	8	
103				
104	SS042036/042	Steel Spacer	2	
105	SS042036/082	Steel Spacer	3	

T2 SPARE PARTS**6.5d**

Machines from Serial No T2-168

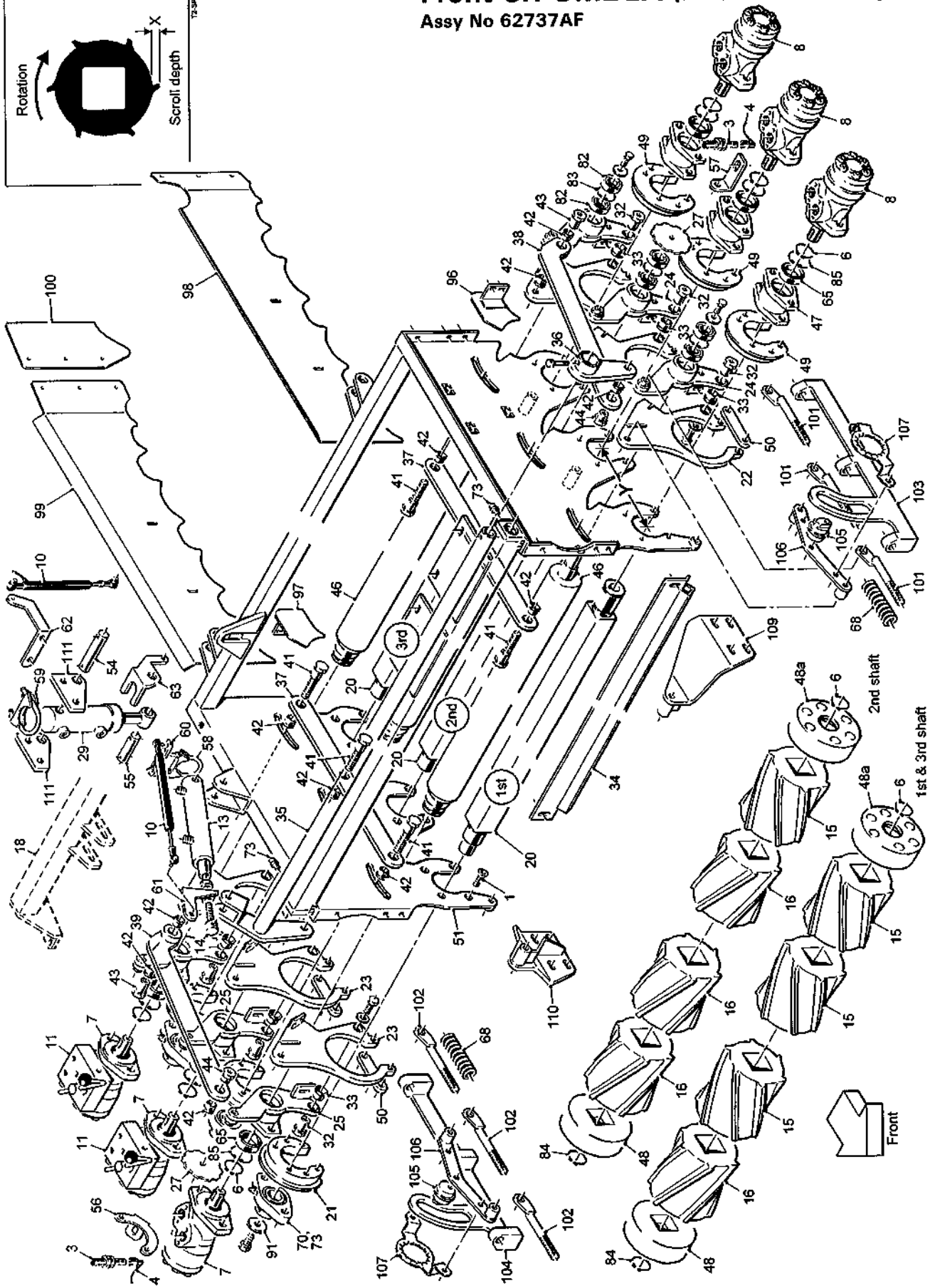
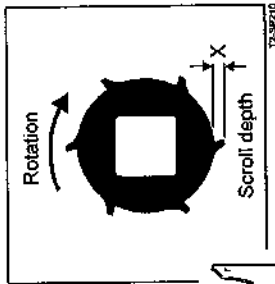
Front 3R OMEGA (220mm centres)**Assy No 62737F**

Item	Part No.	Description	Qty.	Remarks
106				
107	W0111	Ø55 Internal Circlip	3	
108	W0117	Ø45 External Circlip	6	
109	W0161	Ø80 Internal Circlip	3	
110				
111				
112	59927/1800	Ø63 Ebonite Clod Roller	3	Option
	62753/1800	Ø60 Stainless Steel Clod Roller	3	Option
	62841/1800	Ø60 Mild Steel Clod Roller	3	Option
	62864/1800	Ø63 Rubber Clod Roller	3	Option
113				
114	59348	End Cap	6	Steel End Cap 59348S
115	59934S	LH Scroll (X = 10mm)	19	Option
	59936S	LH Scroll (X = 6mm)	19	Option
116	59935S	RH Scroll (X = 10mm)	11	Option
	59937S	RH Scroll (X = 6mm)	11	Option
117				
118				
119				
120				
		Hydraulic Components Consist Of:		
121	11124	1/2"BSP Dowty Seal	8	
122	11295	1/2"BSP x 3/4"BSP M M Adaptor	4	
123	11744	3/4"Hose Assembly (1400mm)	1	
124				
125	12315	1/2"BSP M M Adaptor	4	
126	41115	3/4"BSP M F Compact 90° Adaptor	1	
127				
128				
129	60268	3/4"Hose Assembly (3200mm)	2	
130	60431	1/2"Hose Assembly (450mm)	1	
131	60490	1/2"Hose Assembly (500mm)	1	
132	60659	3/4"Hose Assembly (600mm)	1	
133				
134				
135	62966	Hose Clamp	3	



Machines from 2015

Front 3R OMEGA (220mm centres)
Assy No 62737AF



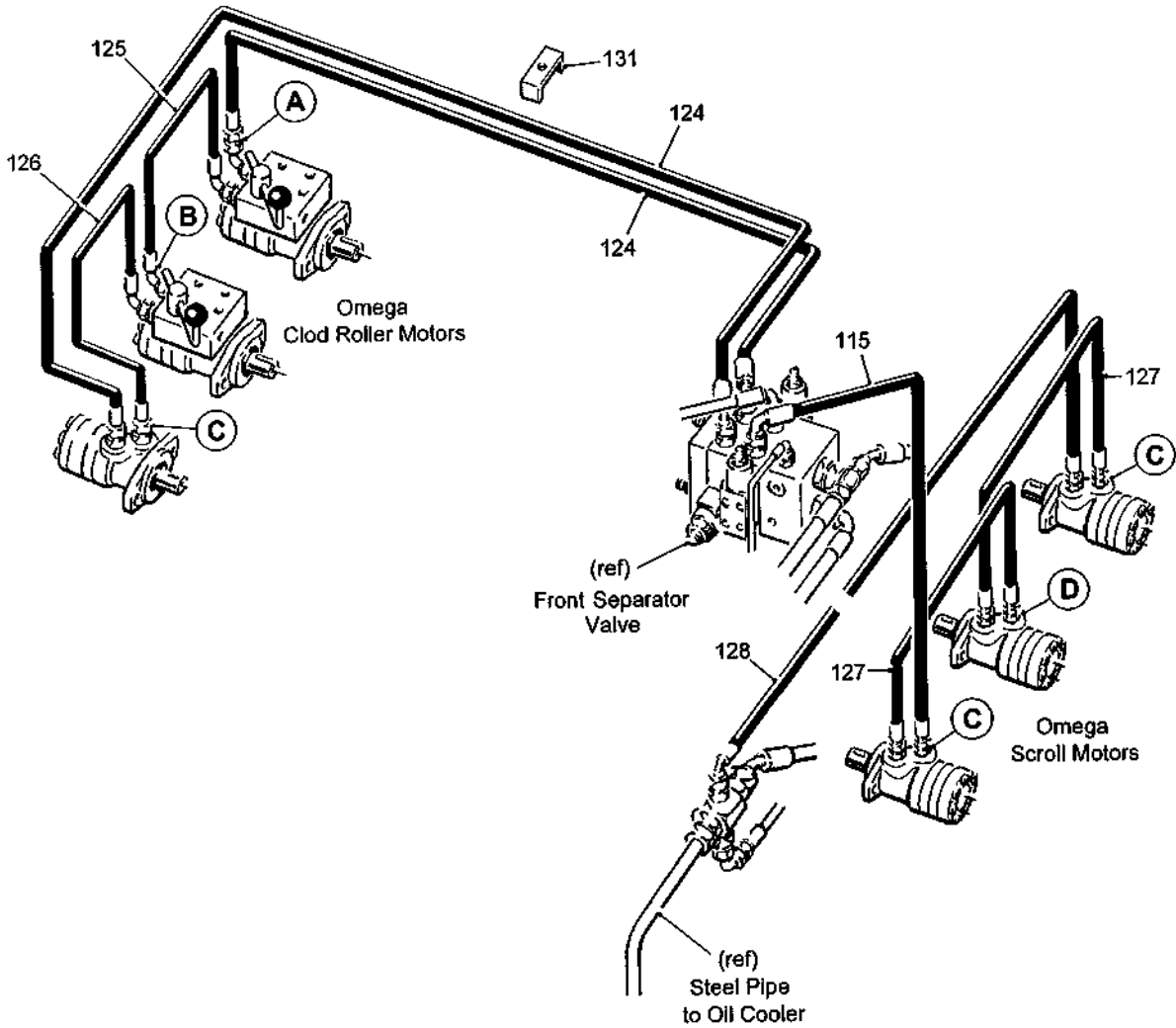
6.5a

T2 SPARE PARTS

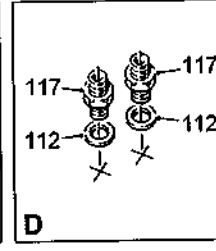
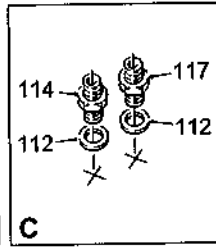
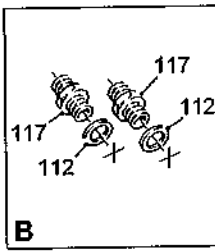
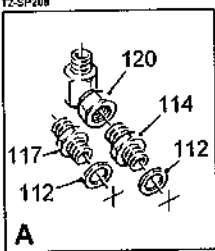
Machines from 2015

Front 3R OMEGA (220mm centres)

Assy No 62737AF



T2-SP208



T2 SPARE PARTS**6.5b**

Machines from 2015

Front 3R OMEGA (220mm centres)**Assy No 62737AF**

Item	Part No.	Description	Qty.	Remarks
1	22016010/020	M10x20 CSK Socket Head Screw	24	
2				
3	32037/1	Proximity Sensor	2	
4	32037/2	Sensor Cable (5m)	2	
5				
6	33130/16	Ø50 External Circlip	9	
7	44563	Hydraulic Motor	3	
8	RPH850.306210	Hydraulic Motor	3	
9				
10	55122	Sensor	2	
11	56112	Diverter Valve	2	
12				
13	56679A	Hydraulic Ram	1	
14	56690	Ram Eye	1	
15	59934C	LH Cavity Scroll (X = 10mm)	19	LH Solid Scroll 59934S
	59936C	LH Cavity Scroll (X = 6mm)	19	LH Solid Scroll 59936S
16	59935C	RH Cavity Scroll (X = 10mm)	11	RH Solid Scroll 59935S
	59937C	RH Cavity Scroll (X = 6mm)	11	RH Solid Scroll 59937S
17				
18	59338A	Ram Mounting Beam (beam axle only)	1	With water kit use 59338
19				
20	59136A/1800	Scroll Shaft	3	
21	59692	Bearing Boss	3	
22	64066	LH Carrier Plate	3	
23	64067	RH Carrier Plate	3	
24	64047	Clod Roller Bearing Mount	3	
25	64046	Clod Roller Motor Mount	3	
26				
27	64012	Sensor Disc	2	
28				
29	59153B	Hydraulic Ram (33mm stroke)	2	
30				
31				
32	59162	Pivot Pin	6	
33	59163	Pivot Flange Bush	6	
34	59164/1800	Clod Roller Scraper	3	
35	59165/1800	Clod Roller Lift Shaft	1	
36	59166	Clod Roller Lift Arm	1	
37	59693	Connecting Link (3 roller)	2	
38	59171	LH Link	1	
39	59172	RH Link	1	
40				
41	59174	Shoulder Bolt (long)	6	
42	59175	Pivot Flange Bush	12	
43	59176	Tapped Boss (long)	2	
44	59177	Tapped Boss (short)	2	
45				
46	59927/1800	Ø63 Ebonite Clod Roller	3	Option
	62841/1800	Ø60 Mild Steel Clod Roller	3	Option
	62753/1800	Ø60 Stainless Steel Clod Roller	3	Option
	62864/1800	Ø63 Rubber Clod Roller	3	Option

6.5c

T2 SPARE PARTS

Machines from 2015

Front 3R OMEGA (220mm centres)

Assy No 62737AF


Item	Part No.	Description	Qty.	Remarks
47	59529	Motor Mount	3	
48	59348	End Cap (Ø45 bore)	3	
48a	59348A	End Cap (Ø50 bore)	3	
49	59928	Motor Boss	3	
50	59352	Carrier Plate Tie	6	
51	59696B	3 Roller Omega Frame (Y = 220mm)	1	
52				
53				
54	62797	Ram Body Pin	2	
55	59359	Ram Piston Pin	2	
56	62912	Sensor Bracket	1	
57	64013	Sensor Bracket	1	
58	59396	Ø42 Exhaust Clamp	1	
59	59397	Ø60 Exhaust Clamp	1	
60	59398	Ø42 Ram Body Bracket	1	
61	59399	Ø42 Ram Piston Bracket	1	
62	59400B	Ø60 Ram Body Bracket	1	
63	59401A	Ø60 Ram Piston Bracket	1	
64				
65	60102RS	Bearing	6	
66				
67				
68	DW25131	Compression Spring	6	
69				
70	LFTC35A	Bearing	3	
71				
72				
73	RPC648.061001	Grease Nipple 45°	5	
74				
75				
76				
77				
78				
79				
80				
81				
82	6006RS	Bearing	6	
83	W0111	Ø55 Internal Circlip	3	
84	W0117	Ø45 External Circlip	3	
85	W0161	Ø80 Internal Circlip	6	
86				
87				
88				
89				
90				
91	SS040011/003	Steel Spacer	3	
92				
93				
94				
95				
96	62650	LH Deflector Plate (long)	3	
97	62651	RH Deflector Plate (long)	3	
98	62706	LH Stainless Side Panel	1	For double transfer roller
	62706A	LH Stainless Side Panel	1	For triple transfer roller

T2 SPARE PARTS**6.5d**

Machines from 2015

Front 3R OMEGA (220mm centres)**Assy No 62737AF**

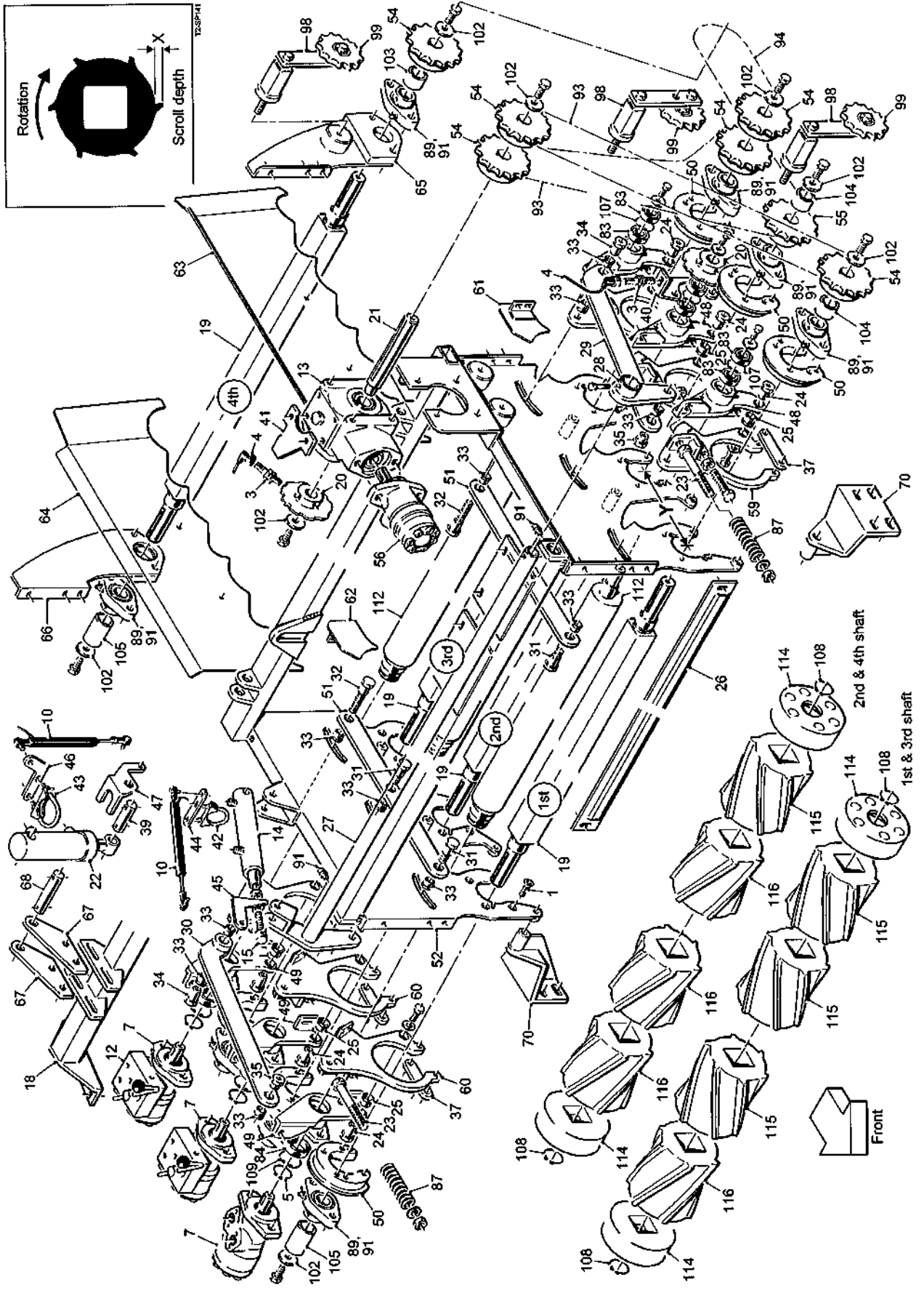
Item	Part No.	Description	Qty.	Remarks
99	62707	RH Stainless Side Panel	1	For double transfer roller
	62707A	RH Stainless Side Panel	1	For triple transfer roller
100	62744	Stainless Panel (double transfer roller)	2	Used with roller table only
	62744A	Stainless Panel (triple transfer roller)	2	Used with roller table only
101	62903	LH Adjuster	3	
102	62904	RH Adjuster	3	
103	64097LH	Adjuster Strap LH	1	
104	64097RH	Adjuster Strap RH	1	
105	62908	Adjuster Boss	2	
106	62913A	Adjuster Plate	2	
107	62914	Indicator Plate	2	
108				
109	62713	Pivot Bracket LH	1	
110	62714	Pivot Bracket RH	1	
111	62796A	Pivot Plate	4	Beam axle only
	62826	Pivot Plate	4	Goal post axle only
		Hydraulic Components Consist Of:		
112	11124	1/2"BSP Dowty Seal	12	
113				
114	11295	1/2"BSPx3/4"BSP M M Adaptor	4	
115	11744	3/4"Hose Assembly (1400mm)	1	
116				
117	12315	1/2"BSP M M Adaptor	8	
118				
119				
120	41115	3/4"BSP M F Compact 90° Adaptor	1	
121				
122				
123				
124	60268	3/4"Hose Assembly (3200mm)	2	
125	60431	1/2"Hose Assembly (450mm)	1	
126	60490	1/2"Hose Assembly (500mm)	1	
127	60566	1/2"Hose Assembly (500mm)	2	
128	60675	3/4"Hose Assembly (2000mm)	1	
129				
130				
131	62966	Hose Clamp	3	



Machines from Serial No T2-168

Rear 4R OMEGA (220mm centres)

Assy No 62737R



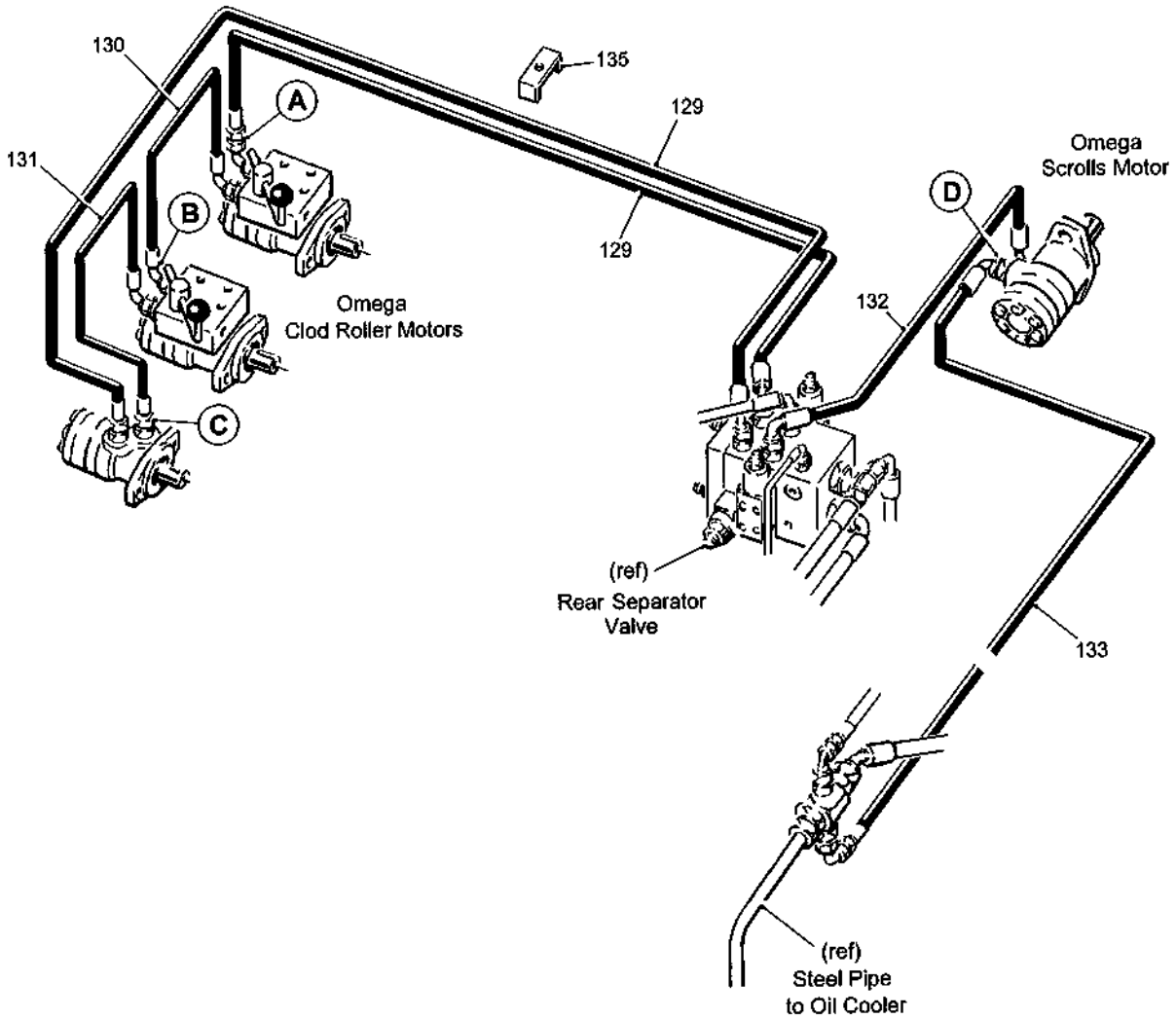
6.6a

T2 SPARE PARTS

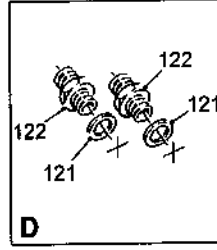
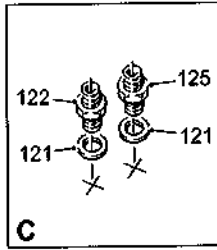
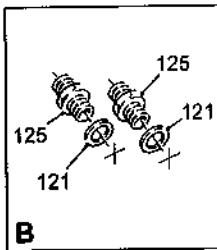
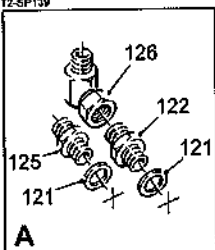
Machines from Serial No T2-168

Rear 4R OMEGA (220mm centres)

Assy No 62737R



T2-SP139



T2 SPARE PARTS**6.6b**

Machines from Serial No T2-168

Rear 4R OMEGA (220mm centres)**Assy No 62737R**

Item	Part No.	Description	Qty.	Remarks
1	22016010/020	M10x20 CSK Socket Head Screw	24	
2				
3	32037/1	Proximity Sensor	2	
4	32037/4	Sensor Cable (10m)	2	
5	33130/16	Ø50 External Circlip	3	
6				
7	44563	Hydraulic Motor	3	
8				
9				
10	55122	Linear Sensor	2	
11				
12	56112	Diverter Valve	2	
13	56641	Gearbox Assembly	1	
14	56679A	Hydraulic Ram	1	
15	56690	Ram Eye	1	
16				
17				
18	59338B	Ram Mounting Beam	1	
19	59136/1800	Scroll Shaft	4	
20	59151	Sensor Disc	2	
21	59152	Gearbox Shaft	1	
22	59153	Hydraulic Ram (75mm stroke)	2	
23	22012016/150	M16x150 Bolt	6	
24	59162	Pivot Pin	6	
25	59163	Pivot Flange Bush	6	
26	59164/1800	Clod Roller Scraper	3	
27	59165/1800	Clod Roller Lift Shaft	1	
28	59166	Clod Roller Lift Arm	1	
29	59171	LH Link	1	
30	59172	RH Link	1	
31	59173	Shoulder Bolt (short)	4	
32	59174	Shoulder Bolt (long)	2	
33	59175	Pivot Flange Bush	12	
34	59176	Tapped Boss (long)	2	
35	59177	Tapped Boss (short)	2	
36				
37	59352	Tie Plate	6	
38				
39	59359	Ram Pivot Pin (short)	2	
40	59361	Sensor Bracket	1	
41	59362	Sensor Bracket	1	
42	59396	Ø42 Clamp	1	
43	59397	Ø60 Clamp	2	
44	59398	Ø42 Ram Body Bracket	1	
45	59399	Ø42 Ram Piston Bracket	1	
46	59400	Ø60 Ram Body Bracket	2	
47	59401A	Ø60 Ram Piston Bracket	1	
48	62280	LH Clod Roller Plate	3	
49	59685	RH Clod Roller Plate	3	
50	59692	Bearing Boss	6	
51	59693	Connecting Link (3 hole)	2	
52	59696	3 Roller Omega Frame (Y = 220mm)	1	
53				
54	59767	23T 3/4"Pitch Sprocket	6	
55	59767A	23T 3/4"Pitch Sprocket (Ø70 boss)	1	

6.6c**T2 SPARE PARTS**

Machines from Serial No T2-168

Rear 4R OMEGA (220mm centres)**Assy No 62737R**

Item	Part No.	Description	Qty.	Remarks
56	37897	Hydraulic Motor	1	
57				
58				
59	62648	LH Carrier Plate	3	
60	62649	RH Carrier Plate	3	
61	62652	LH Deflector Plate (short)	3	
62	62653	RH Deflector Plate (short)	3	
63	62738	LH Stainless Side Panel	1	
64	62739	RH Stainless Side Panel	1	
65	62740	LH Scroll Roller Mounting	1	
66	62741	RH Scroll roller Mounting	1	
67	62796A	Ram Pivot Plate	4	
68	62797	Ram Pivot Pin (long)	2	
69				
70	62743	Pivot Bracket	2	
71				
72				
73				
74				
75				
76				
77				
78				
79				
80				
81				
82				
83	60062RS	Bearing	6	
84	60102RS	Bearing	3	
85				
86				
87	DW25131	Compression Spring	6	
88				
89	LFTC35A	Bearing	8	
90				
91	RPC648.061001	M6 45°Grease Nipple	10	
92				
93	RPT732.620089	3/4"Pitch Drive Chain	2	
94	RPT732.6200-	3/4"Pitch Drive Chain	1	
95				
96				
97				
98	RPS568X	Tensioner	3	
99	RPS569	Tensioner Sprocket Complete	2	
100				
101				
102	SS040011/003	Steel spacer	10	
103	SS042036/040	Steel Spacer	1	
104	SS042036/042	Steel Spacer	2	
105	SS042036/082	Steel Spacer	4	
106				
107	W0111	Ø55 Internal Circlip	3	
108	W0117	Ø45 External Circlip	6	
109	W0161	Ø80 Internal Circlip	3	
110				

T2 SPARE PARTS

6.6d

Machines from Serial No T2-168

Rear 4R OMEGA (220mm centres)

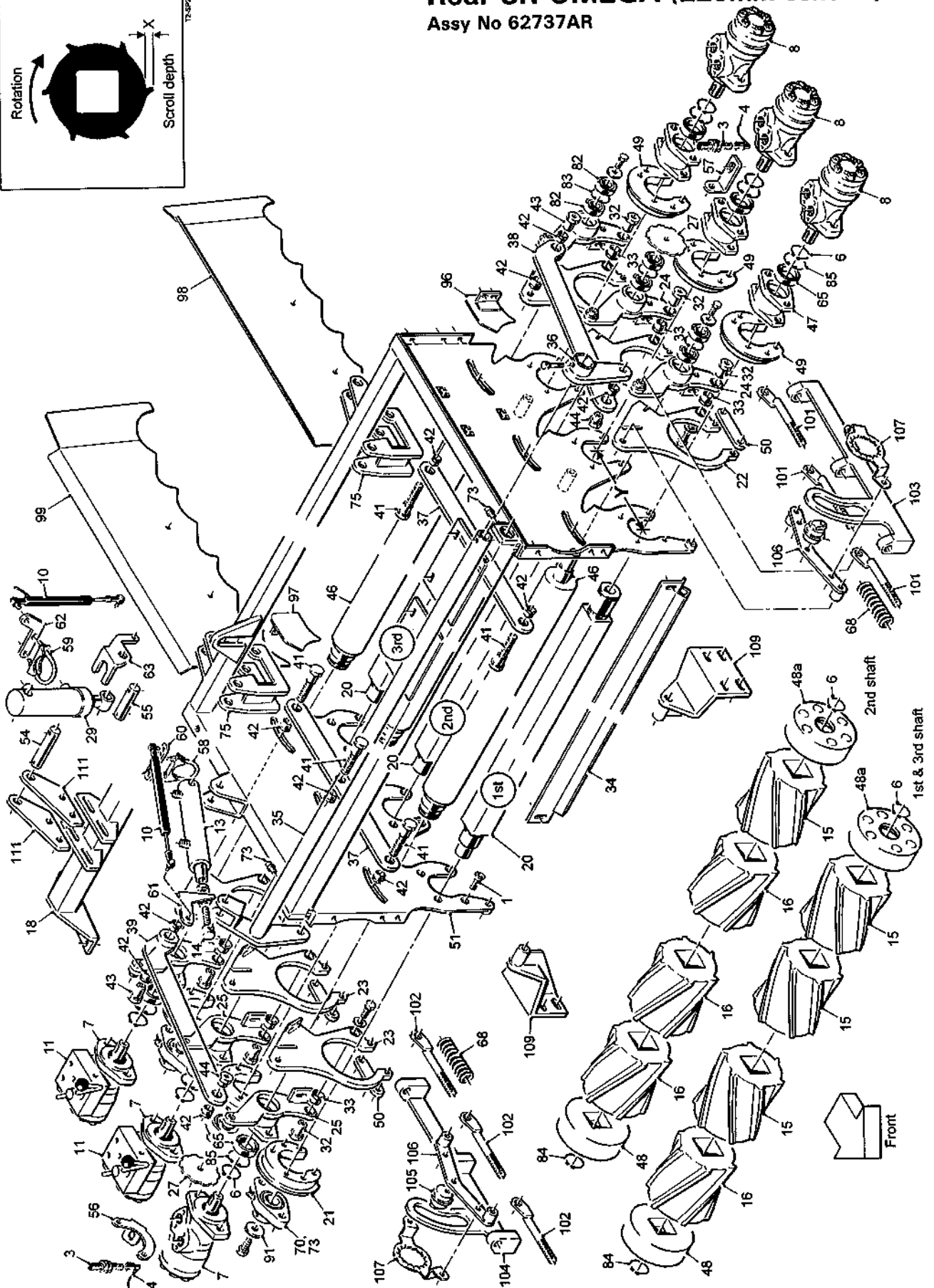
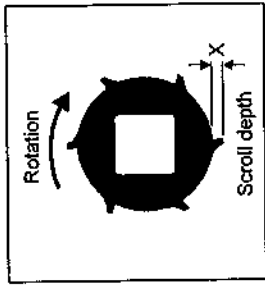
Assy No 62737R

Item	Part No.	Description	Qty.	Remarks
111				
112	59927/1800	Ø63 Ebonite Clod Roller	3	Option
	62753/1800	Ø60 Stainless Steel Clod Roller	3	Option
	62841/1800	Ø60 Mild Steel Clod Roller	3	Option
	62864/1800	Ø63 Rubber Clod Roller	3	Option
113				
114	59348	End Cap	6	Steel End Cap 59348S
115	59934S	LH Scroll (X = 10mm)	20	Option
	59936S	LH Scroll (X = 6mm)	20	Option
116	59935S	RH Scroll (X = 10mm)	20	Option
	59937S	RH Scroll (X = 6mm)	20	Option
117				
118				
119				
120				
		Hydraulic Components Consist Of:		
121	11124	1/2" BSP Dowty Seal	8	
122	11295	1/2" BSP x 3/4" BSP M M Adaptor	4	
123				
124				
125	12315	1/2" BSP M M Adaptor	4	
126	41115	3/4" BSP M F Compact 90° Adaptor	1	
127				
128				
129	60288	3/4" Hose Assembly (3200mm)	2	
130	60431	1/2" Hose Assembly (450mm)	1	
131	60490	1/2" Hose Assembly (500mm)	1	
132	60659	3/4" Hose Assembly (600mm)	1	
133	60660	3/4" Hose Assembly (2200mm)	1	
134				
135	62966	Hose Clamp	3	



Machines from 2016

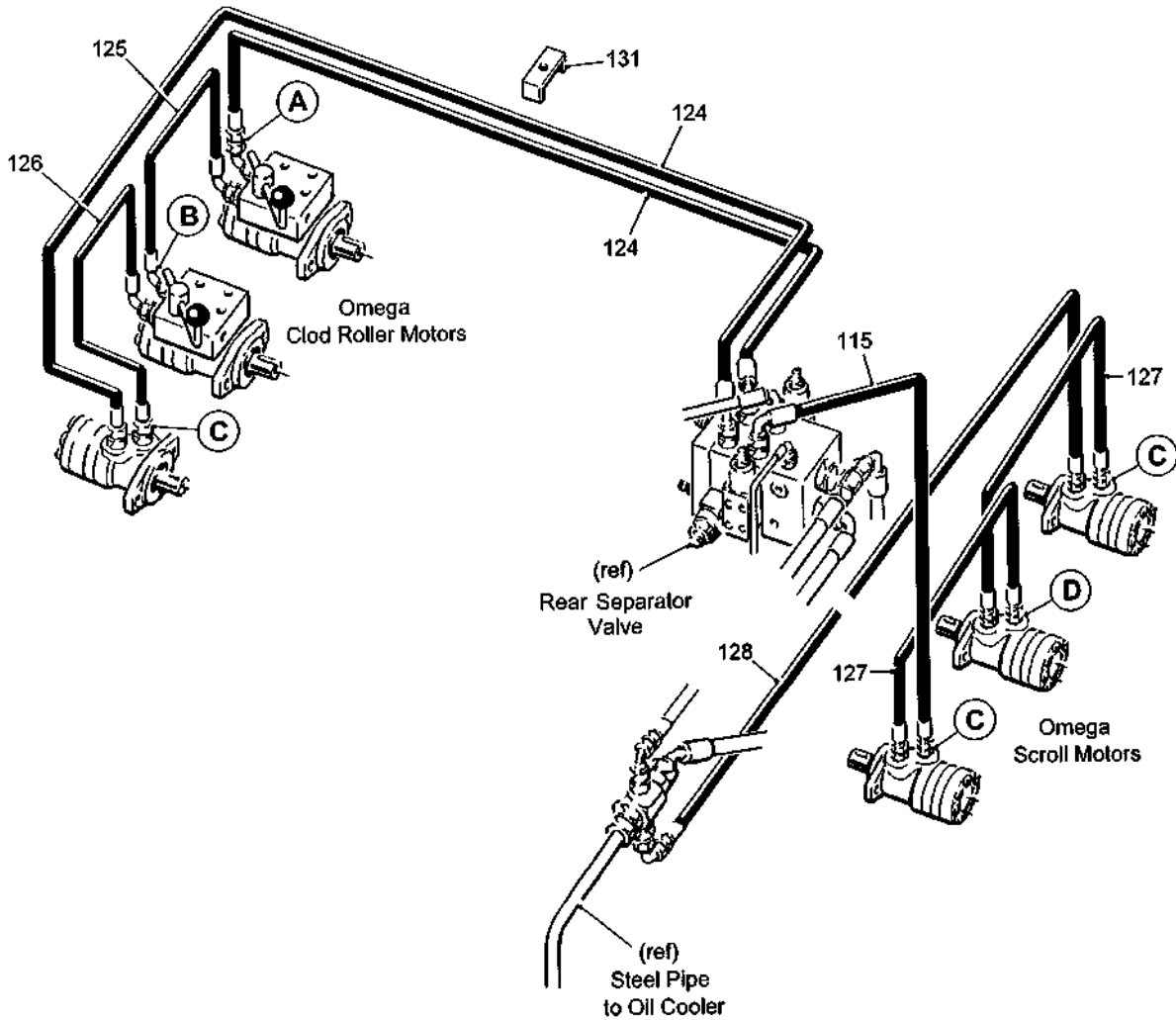
Rear 3R OMEGA (220mm centres) Assy No 62737AR



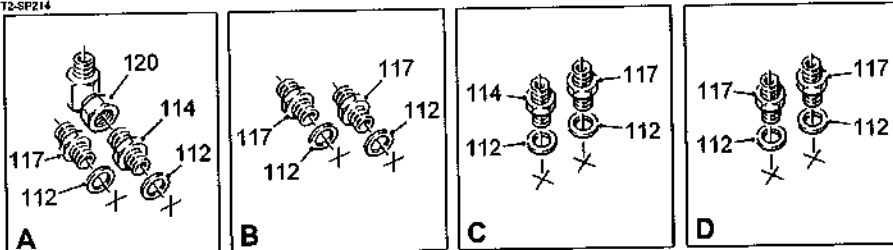
Machines from 2016

Rear 3R OMEGA (220mm centres)

Assy No 62737AR



T2-SP214



T2 SPARE PARTS**6.6b**

Machines from 2016

Rear 3R OMEGA (220mm centres)**Assy No 62737AR**

Item	Part No.	Description	Qty.	Remarks
1	22016010/020	M10x20 CSK Socket Head Screw	24	
2				
3	32037/1	Proximity Sensor	2	
4	32037/2	Sensor Cable (5m)	2	
5				
6	33130/16	Ø50 External Circlip	9	
7	44563	Hydraulic Motor	3	
8	RPH850.306210	Hydraulic Motor	3	
9				
10	55122	Sensor	2	
11	56112	Diverter Valve	2	
12				
13	56679A	Hydraulic Ram	1	
14	56690	Ram Eye	1	
15	59934C	LH Cavity Scroll (X = 10mm)	19	LH Solid Scroll 59934S
	59936C	LH Cavity Scroll (X = 6mm)	19	LH Solid Scroll 59936S
16	59935C	RH Cavity Scroll (X = 10mm)	11	RH Solid Scroll 59935S
	59937C	RH Cavity Scroll (X = 6mm)	11	RH Solid Scroll 59937S
17				
18	59338B	Ram Mounting Beam	1	
19				
20	59136A/1800	Scroll Shaft	3	
21	59692	Bearing Boss	3	
22	64066	LH Carrier Plate	3	
23	64067	RH Carrier Plate	3	
24	64047	Clod Roller Bearing Mount	3	
25	64046	Clod Roller Motor Mount	3	
26				
27	64012	Sensor Disc	2	
28				
29	59153	Hydraulic Ram (75mm stroke)	2	
30				
31				
32	59162	Pivot Pin	6	
33	59163	Pivot Flange Bush	6	
34	59164/1800	Clod Roller Scraper	3	
35	59165/1800	Clod Roller Lift Shaft	1	
36	59166	Clod Roller Lift Arm	1	
37	59693	Connecting Link (3 roller)	2	
38	59171	LH Link	1	
39	59172	RH Link	1	
40				
41	59174	Shoulder Bolt (long)	6	
42	59175	Pivot Flange Bush	12	
43	59176	Tapped Boss (long)	2	
44	59177	Tapped Boss (short)	2	
45				
46	59927/1800	Ø63 Ebonite Clod Roller	3	Option
	62841/1800	Ø60 Mild Steel Clod Roller	3	Option
	62753/1800	Ø60 Stainless Steel Clod Roller	3	Option
	62864/1800	Ø63 Rubber Clod Roller	3	Option

6.6c

T2 SPARE PARTS

Machines from 2016

Rear 3R OMEGA (220mm centres)

Assy No 62737AR


Item	Part No.	Description	Qty.	Remarks
47	59529	Motor Mount	3	
48	59348	End Cap (Ø45 bore)	3	
48a	59348A	End Cap (Ø50 bore)	3	
49	59928	Motor Boss	3	
50	59352	Carrier Plate Tie	6	
51	59696B	3 Roller Omega Frame (Y = 220mm)	1	
52				
53				
54	62797	Ram Body Pin	2	
55	59358	Ram Pin	2	
56	62912	Sensor Bracket	1	
57	64013	Sensor Bracket	1	
58	59396	Ø42 Exhaust Clamp	1	
59	59397	Ø60 Exhaust Clamp	1	
60	59398	Ø42 Ram Body Bracket	1	
61	59399	Ø42 Ram Piston Bracket	1	
62	59400	Ø60 Ram Body Bracket	1	
63	59401A	Ø60 Ram Piston Bracket	1	
64				
65	60102RS	Bearing	6	
66				
67				
68	DW25131	Compression Spring	6	
69				
70	LFTC35A	Bearing	3	
71				
72				
73	RPC648.061001	Grease Nipple 45°	5	
74				
75	64206	Ram Bracket	1	
76				
77				
78				
79				
80				
81				
82	60062RS	Bearing	6	
83	W0111	Ø55 Internal Circlip	3	
84	W0117	Ø45 External Circlip	3	
85	W0161	Ø80 Internal Circlip	6	
86				
87				
88				
89				
90				
91	SS040011/003	Steel Spacer	3	
92				
93				
94				
95				
96	62652	LH Deflector Plate (short)	3	
97	62653	RH Deflector Plate (short)	3	
98	62738	LH Stainless Side Panel	1	
99	62739	RH Stainless Side Panel	1	

T2 SPARE PARTS**6.6d**

Machines from 2016

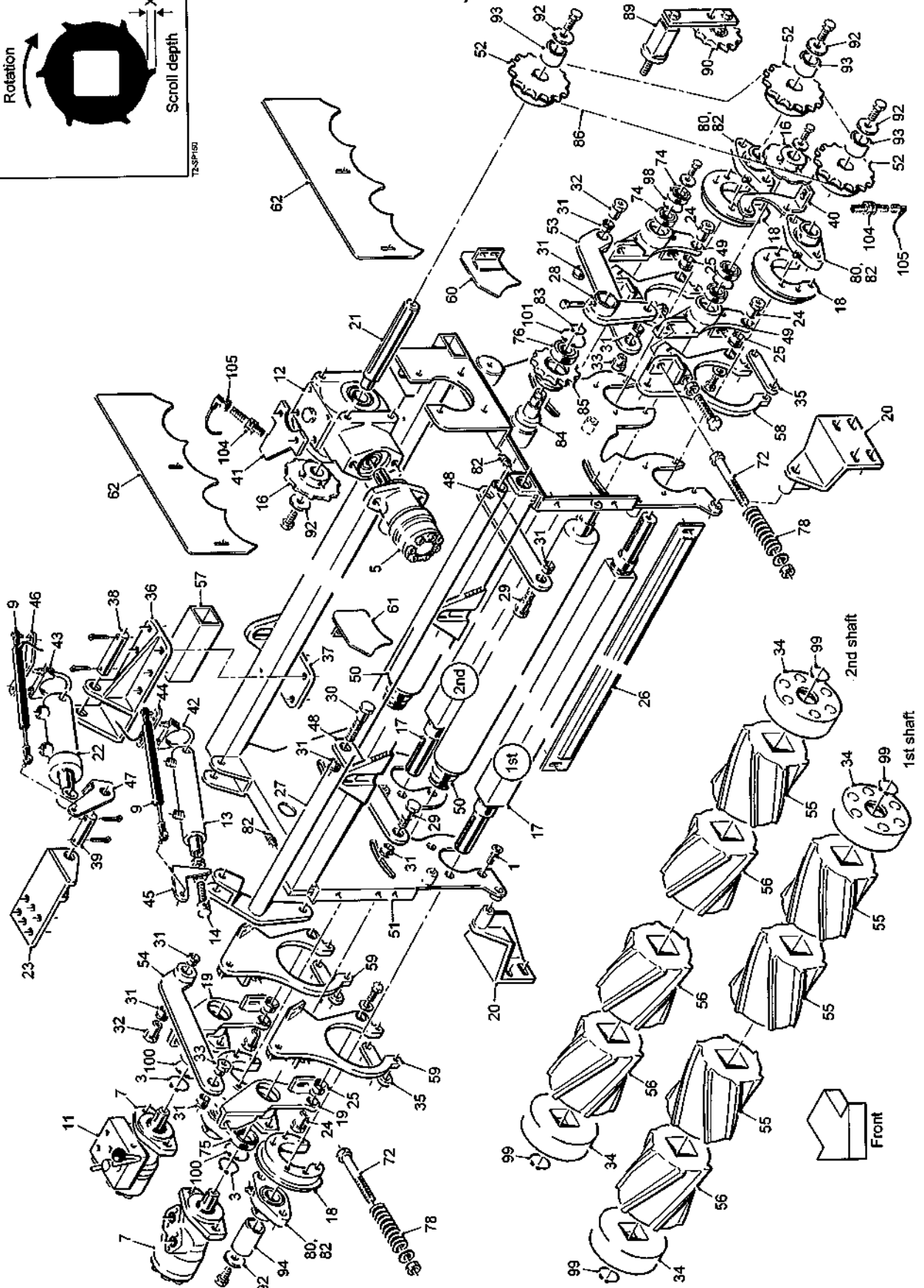
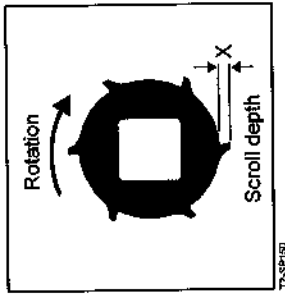
Rear 3R OMEGA (220mm centres)**Assy No 62737AR**

Item	Part No.	Description	Qty.	Remarks
100				
101	62903	LH Adjuster	3	
102	62904	RH Adjuster	3	
103	64097LH	Adjuster Strap LH	1	
104	64097RH	Adjuster Strap RH	1	
105	62908	Adjuster Boss	2	
106	62913A	Adjuster Plate	2	
107	62914	Indicator Plate	2	
108				
109	62743	Pivot Bracket	2	
110				
111	62796A	Pivot Plate	4	
		Hydraulic Components Consist Of:		
112	11124	1/2"BSP Dowty Seal	12	
113				
114	11295	1/2"BSPx3/4"BSP M M Adaptor	4	
115	11744	3/4"Hose Assembly (1400mm)	1	
116				
117	12315	1/2"BSP M M Adaptor	8	
118				
119				
120	41115	3/4"BSP M F Compact 90°Adaptor	1	
121				
122				
123				
124	60268	3/4"Hose Assembly (3200mm)	2	
125	60431	1/2"Hose Assembly (450mm)	1	
126	60490	1/2"Hose Assembly (500mm)	1	
127	60566	1/2"Hose Assembly (500mm)	2	
128	*****	3/4"Hose Assembly (****mm)	1	
129				
130				
131	62966	Hose Clamp	3	



Machines from Serial No T2-168

2R OMEGA (behind 800mm roller table) Assy No 59099

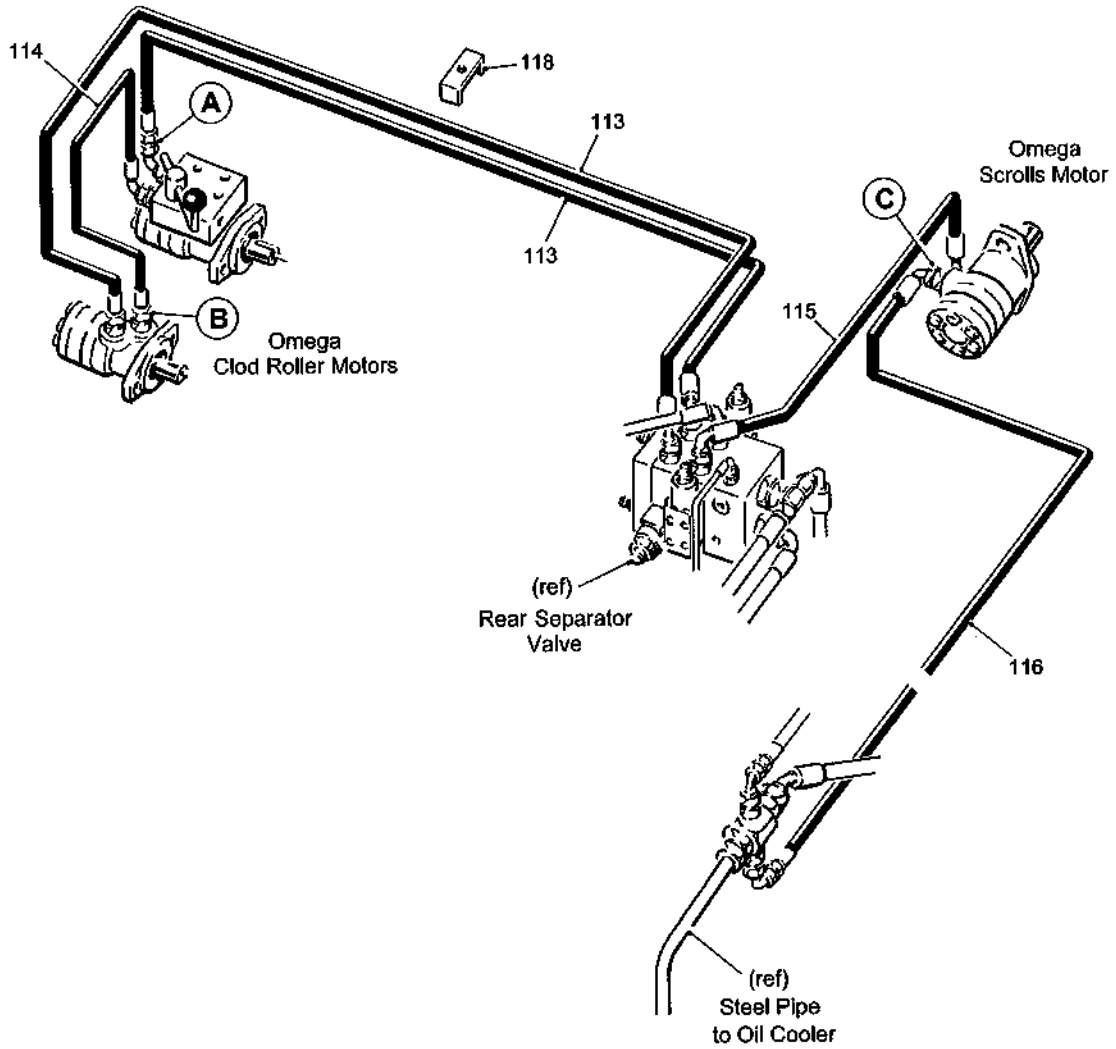


6.7a

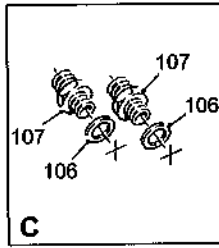
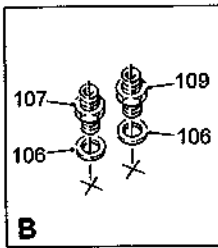
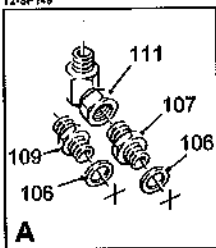
T2 SPARE PARTS

Machines from Serial No T2-168

2R OMEGA (behind 800mm roller table)
Assy No 59099



T2-SP149



T2 SPARE PARTS**6.7b**

Machines from Serial No T2-168

2R OMEGA (behind 800mm roller table)

Assy No 59099

Item	Part No.	Description	Qty.	Remarks
1	22016010/020	M10x20 CSK Socket Head Screw	16	
2				
3	33130/16	Ø50 External Circlip	2	
4				
5	37897	Hydraulic Motor	1	
6				
7	44563	Hydraulic Motor	2	
8				
9	55122	Linear Sensor	2	
10				
11	56112	Hydraulic Diverter Valve	1	
12	56641	Gearbox Assembly	1	
13	56679	Hydraulic Ram	1	
14	56690	Ram Eye	1	
15				
16	59151	Sensor Disc	2	
17	59136/1800	Scroll Shaft	2	
18	59143	Bearing Boss	4	
19	59148	RH Clod Roller Plate	2	
20	59149	Mounting Bracket	2	
21	59152	Gearbox Shaft	1	
22	59153	Hydraulic Ram	1	
23	59154	Ram Anchor	1	
24	59162	Pivot Pin	4	
25	59163	Pivot Flange Bush	4	
26	59164/1800	Clod Roller Scraper	2	
27	59165/1800	Clod Roller Lift Shaft	1	
28	59166	Lift Arm	1	
29	59173	Shoulder Bolt (short)	2	
30	59174	Shoulder Bolt (long)	2	
31	59175	Pivot Flange Bush	10	
32	59176	Tapped Boss (long)	2	
33	59177	Tapped Boss (short)	2	
34	59348	End Cap	4	Steel End Cap 59348S
35	59352	Carrier Plate Tie	4	
36	59354	Ram Bracket	1	
37	59355	Ram Bracket Clamp Plate	1	
38	59358	Ram Pivot Pin	1	
39	59359	Ram Pivot Pin	1	
40	59361A	Sensor Bracket	1	
41	59362	Sensor Bracket	1	
42	59396	Ø42 Clamp	1	
43	59397	Ø60 Clamp	1	
44	59398	Ø42 Ram Body Bracket	1	
45	59399	Ø42 Ram Piston Bracket	1	
46	59400	Ø60 Ram Body Bracket	1	
47	59401	Ø60 Ram Piston Bracket	1	
48	59429	Connecting Link (2 hole)	2	
49	59708	LH Clod Roller Plate	2	
50	59709/1800	Ø76 Ebonite Clod Roller	2	Option
	59714/1800	Ø76 Mild Steel Clod Roller	2	Option
	59715/1800	Ø73 Stainless Steel Clod Roller	2	Option
51	59725	2 Roller Omega Frame	1	
52	59767	23T 3/4" Pitch Sprocket	3	

6.7c**T2 SPARE PARTS**

Machines from Serial No T2-168

2R OMEGA (behind 800mm roller table)**Assy No 59099**

Item	Part No.	Description	Qty.	Remarks
53	59921	LH Link	1	
54	59922	RH Link	1	
55	59934S	LH Scroll (X = 10mm)	10	
	59936S	LH Scroll (X = 6mm)	10	
56	59935S	RH Scroll (X = 10mm)	10	
	59937S	RH Scroll (X = 6mm)	10	
57	62565	Spacer Box	1	
58	62648	LH Carrier Plate	2	
59	62649	RH Carrier Plate	2	
60	62652	LH Deflector Plate (short)	1	
61	62653	RH Deflector Plate (short)	1	
62	62829	Stainless Panel	2	
63				
64				
65				
66				
67				
68				
69				
70				
71				
72	22012016/140	M16x140 Bolt	4	
73				
74	6006RS	Bearing	4	
75	60102RS	Bearing	2	
76	62052RS	Bearing	1	
77				
78	DW25131	Compression Spring	4	
79				
80	LFTC35A	Bearing	4	
81				
82	RPC648.061001	M6 45°Grease Nipple	6	
83	RPF200.025200	Ø25 External Circlip	1	
84	RPM178.300391	Spigot	1	
85	RPM182.300390	15T 3/4"Pitch Sprocket	1	
86	RPT732.620089	3/4"Pitch Drive Chain	1	
87				
88				
89	RPS568X	Tensioner	1	
90	RPS569	Tensioner Sprocket Complete	1	
91				
92	SS040011/003	Steel Spacer	6	
93	SS042036/042	Steel Spacer	3	
94	SS042036/082	Steel Spacer	2	
95				
96				
97				
98	W0111	Ø55 Internal Circlip	2	
99	W0117	Ø45 External Circlip	4	
100	W0161	Ø80 Internal Circlip	2	
101	W0167	Ø52 Internal Circlip	1	
102				

T2 SPARE PARTS**6.7d**

Machines from Serial No T2-168

2R OMEGA (behind 800mm roller table)**Assy No 59099**

Item	Part No.	Description	Qty.	Remarks
103				
104	32037/1	Proximity Sensor	2	
105	32037/4	Sensor Cable (10m)	2	
		Hydraulic Components Consist Of:		
106	11124	1/2"BSP Dowty Seal	6	
107	11295	1/2"BSPx3/4"BSP M M Adaptor	4	
108				
109	12315	1/2"BSP M M Adaptor	2	
110				
111	41115	3/4"BSP M F Compact 90° Adaptor	1	
112				
113	60268	3/4"Hose Assembly (3200mm)	2	
114	60490	1/2"Hose Assembly (500mm)	1	
115	60659	3/4"Hose Assembly (600mm)	1	
116	60660	3/4"Hose Assembly (2200mm)	1	
117				
118	62966	Pipe Clamp	3	

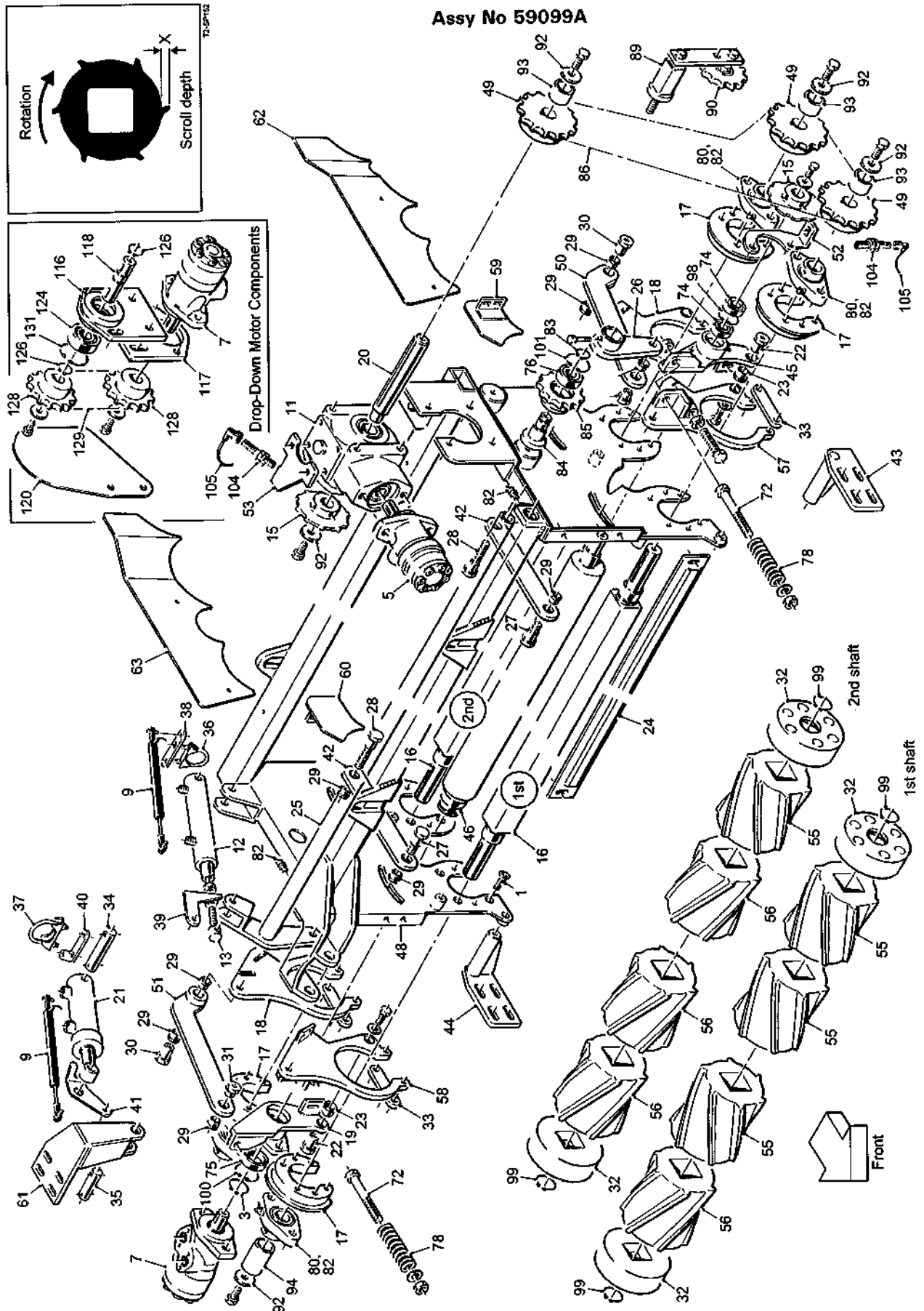


T2 SPARE PARTS

6.8

Machines from Serial No T2-168

2R OMEGA (behind 975mm roller table)
Assy No 59099A

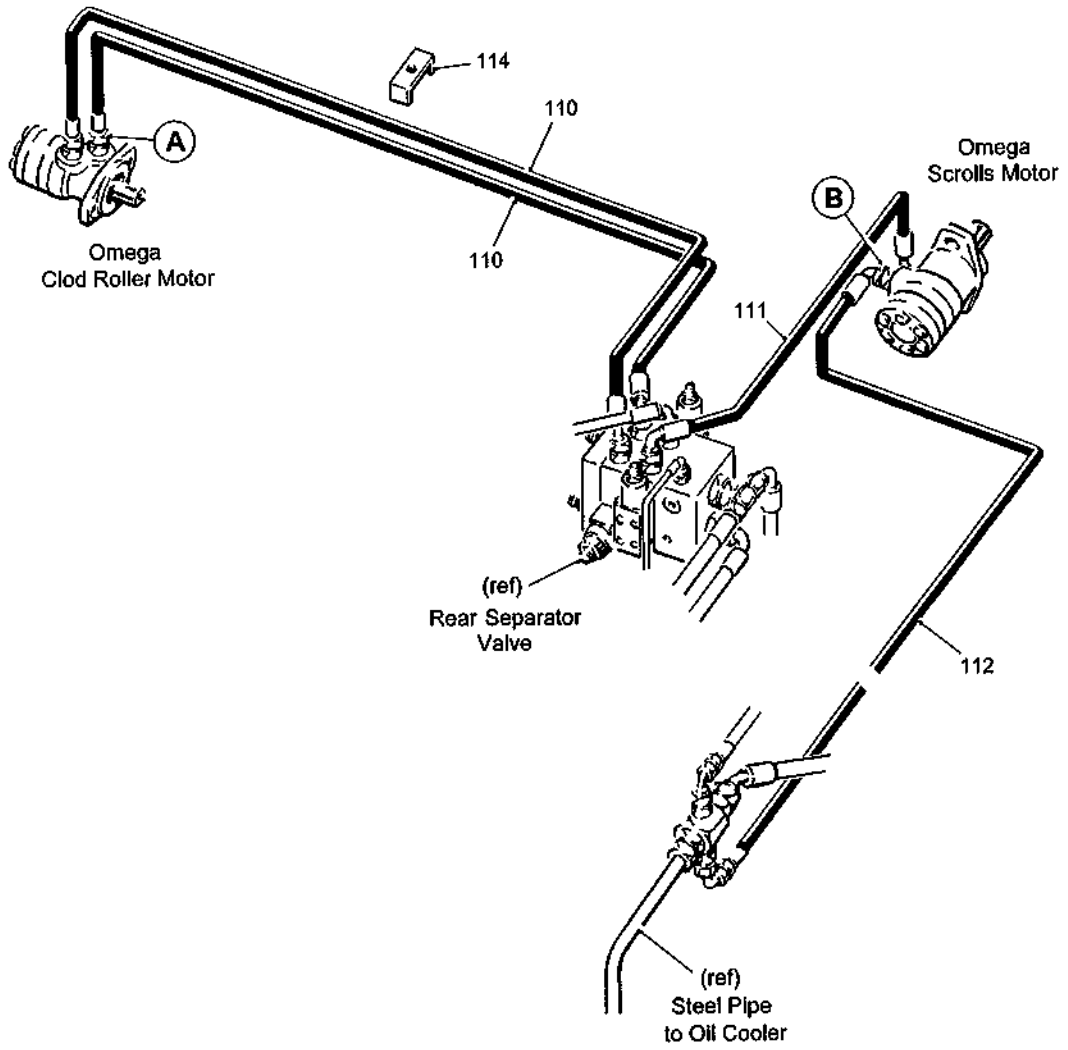


6.8a

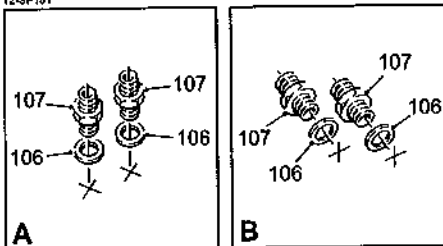
T2 SPARE PARTS

Machines from Serial No T2-168

2R OMEGA (behind 975mm roller table)
Assy No 59099A



T2-SP161



T2 SPARE PARTS**6.8b**

Machines from Serial No T2-168

2R OMEGA (behind 975mm roller table)**Assy No 59099A**

Item	Part No.	Description	Qty.	Remarks
1	22016010/020	M10x20 CSK Socket Head Screw	16	
2				
3	33130/16	Ø50 External Circlip	1	
4				
5	37897	Hydraulic Motor	1	
6				
7	44563	Hydraulic Motor	1	
8				
9	55122	Linear Sensor	2	
10				
11	56641	Gearbox Assembly	1	
12	56679	Hydraulic Ram	1	
13	56690	Ram Eye	1	
14				
15	59151	Sensor Disc	2	
16	59136/1800	Scroll Shaft	2	
17	59143	Bearing Boss	4	
18	59144/1	Carrier Plate (rear shaft)	2	
19	59148	RH Clod Roller Plate	1	
20	59152	Gearbox Shaft	1	
21	59153A	Hydraulic Ram (43mm stroke)	1	
22	59162	Pivot Pin	2	
23	59163	Pivot Flange Bush	2	
24	59164/1800	Clod Roller Scraper	1	
25	59165/1800	Clod Roller Lift Shaft	1	
26	59166	Lift Arm	1	
27	59173	Shoulder Bolt (short)	2	
28	59174	Shoulder Bolt (long)	2	
29	59175	Pivot Flange Bush	10	
30	59176	Tapped Boss (long)	2	
31	59177	Tapped Boss (short)	2	
32	59348	End Cap	4	Steel End Cap 59348S
33	59352	Carrier Plate Tie	4	
34	59358A	Ram Pivot Pin (long)	1	
35	59359	Ram Pivot Pin (short)	1	
36	59396	Ø42 Clamp	1	
37	59397	Ø60 Clamp	1	
38	59398	Ø42 Ram Body Bracket	1	
39	59399	Ø42 Ram Piston Bracket	1	
40	59400	Ø60 Ram Body Bracket	1	
41	59401	Ø60 Ram Piston Bracket	1	
42	59429	Connecting Link (2 hole)	2	
43	59697A	LH Mounting Bracket	1	
44	59698A	RH Mounting Bracket	1	
45	59708	LH Clod Roller Plate	1	
46	59709/1800	Ø76 Ebonite Clod Roller	1	Option
	59714/1800	Ø76 Mild Steel Clod Roller	1	Option
	59715/1800	Ø73 Stainless Steel Clod Roller	1	Option
47				
48	59725A	2 Roller Omega Frame	1	
49	59767	23T 3/4" Pitch Sprocket	3	
50	59921	LH Link	1	
51	59922	RH Link	1	
52	59361A	Sensor Bracket	1	

6.8c**T2 SPARE PARTS**

Machines from Serial No T2-168

2R OMEGA (behind 975mm roller table)

Assy No 59099A


Item	104Part No.	Description	Qty.	Remarks
53	59362	Sensor Bracket	1	
54				
55	59934S	LH Scroll (X = 10mm)	10	
	59936S	LH Scroll (X = 6mm)	10	
56	59935S	RH Scroll (X = 10mm)	10	
	59937S	RH Scroll (X = 6mm)	10	
57	62648	LH Carrier Plate (front shaft)	1	
58	62649	RH Carrier Plate (front shaft)	1	
59	62652	LH Deflector Plate (short)	1	
60	62653	RH Deflector Plate (short)	1	
61	62742A	Ram Pivot Bracket	1	
62	62751	LH Stainless Panel	1	
63	62752	RH Stainless Panel	1	
64				
65				
66				
67				
68				
69				
70				
71				
72	22012016/140	M16x140 Bolt	2	
73				
74	6006RS	Bearing	2	
75	60102RS	Bearing	1	
76	62052RS	Bearing	1	
77				
78	DW25131	Compression Spring	2	
79				
80	LFTC35A	Bearing	4	
81				
82	RPC648.061001	M6 45°Grease Nipple	6	
83	RPF200.025200	Ø25 External Circlip	1	
84	RPM178.300391	Spigot	1	
85	RPM182.300390	15T 3/4"Pitch Sprocket	1	
86	RPT732.620089	3/4"Pitch Drive Chain	1	
87				
88				
89	RPS568X	Tensioner	1	
90	RPS569	Tensioner Sprocket Complete	1	
91				
92	SS040011/003	Steel Spacer	6	
93	SS042036/042	Steel Spacer	3	
94	SS042036/082	Steel Spacer	2	
95				
96				
97				
98	W0111	Ø55 Internal Circlip	1	
99	W0117	Ø45 External Circlip	2	
100	W0161	Ø80 Internal Circlip	1	
101	W0167	Ø52 Internal Circlip	1	
102				
103				

T2 SPARE PARTS**6.8d**

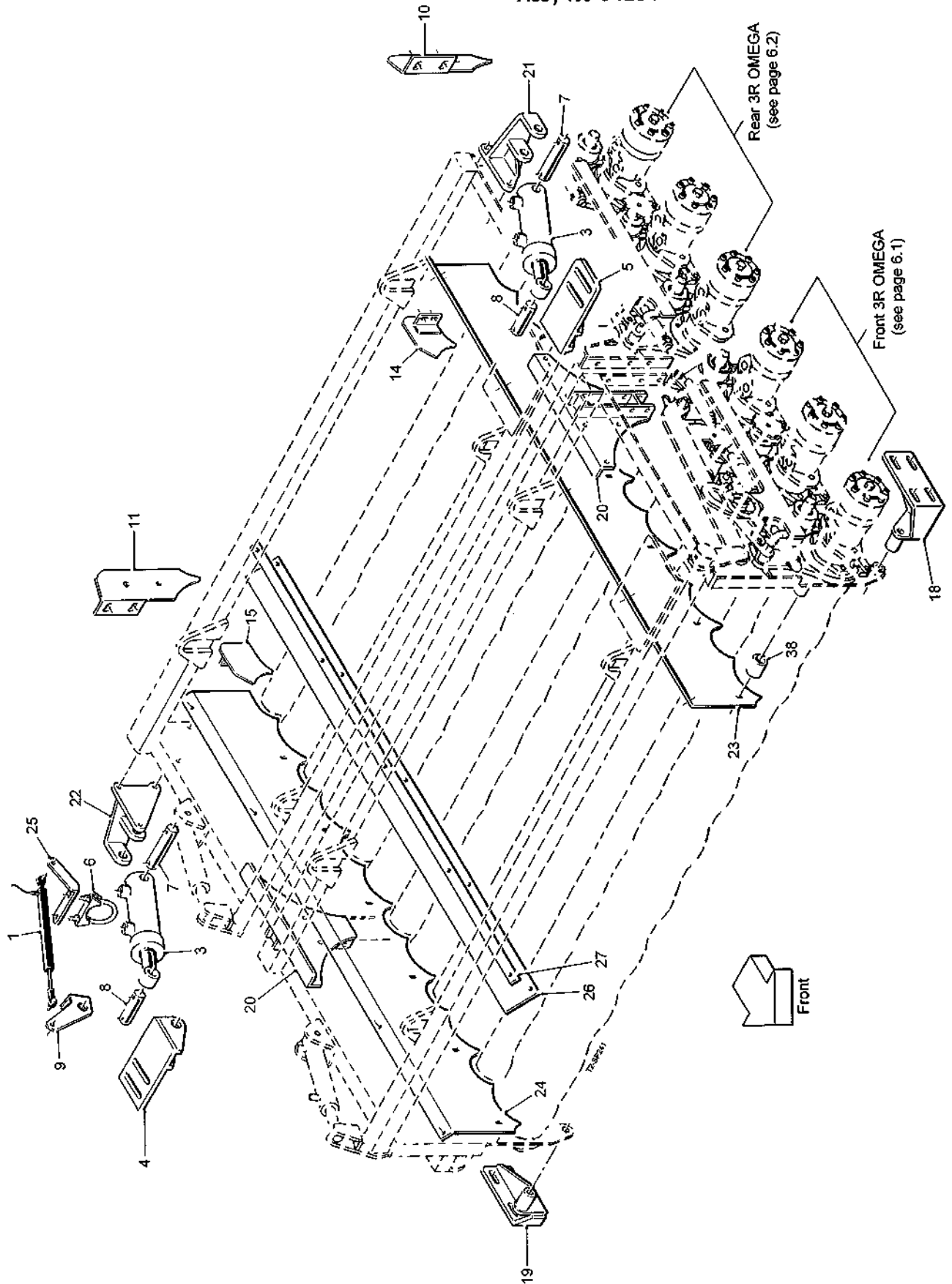
Machines from Serial No T2-168

2R OMEGA (behind 975mm roller table)**Assy No 59099A**

Item	Part No.	Description	Qty.	Remarks
104	32037/1	Proximity Sensor	2	
105	32037/4	Sensor Cable (10m)	2	
		Hydraulic Components Consist Of:		
106	11124	1/2"BSP Dowty Seal	4	
107	11295	1/2"BSPx3/4"BSP M M Adaptor	4	
108				
109				
110	60268	3/4"Hose Assembly (3200mm)	2	
111	60659	3/4"Hose Assembly (600mm)	1	
112	60660	3/4"Hose Assembly (2200mm)	1	
113				
114	62966	Pipe Clamp	3	
115				
		Drop-Down Motor Components Consist Of:		
116	56814	Motor Adaptor Plate	1	
117	56815	Motor Plate	1	
118	56816	Coupling Shaft	1	
119				
120	64056	Drive Shield	1	
121				
122				
123				
124	63052RS	Bearing	1	
125				
126	PS843	Ø25 External Circlip	2	
127				
128	RPM182.306832	15T 3/4"Pitch Sprocket	2	
129	RPT732.620034	3/4"Pitch Drive Chain	1	
130				
131	W0168	Ø62 Internal Circlip	1	



6R OMEGA (237mm centres)
Assy No 64291



6.9a

T2 SPARE PARTS

6R OMEGA (237mm centres)

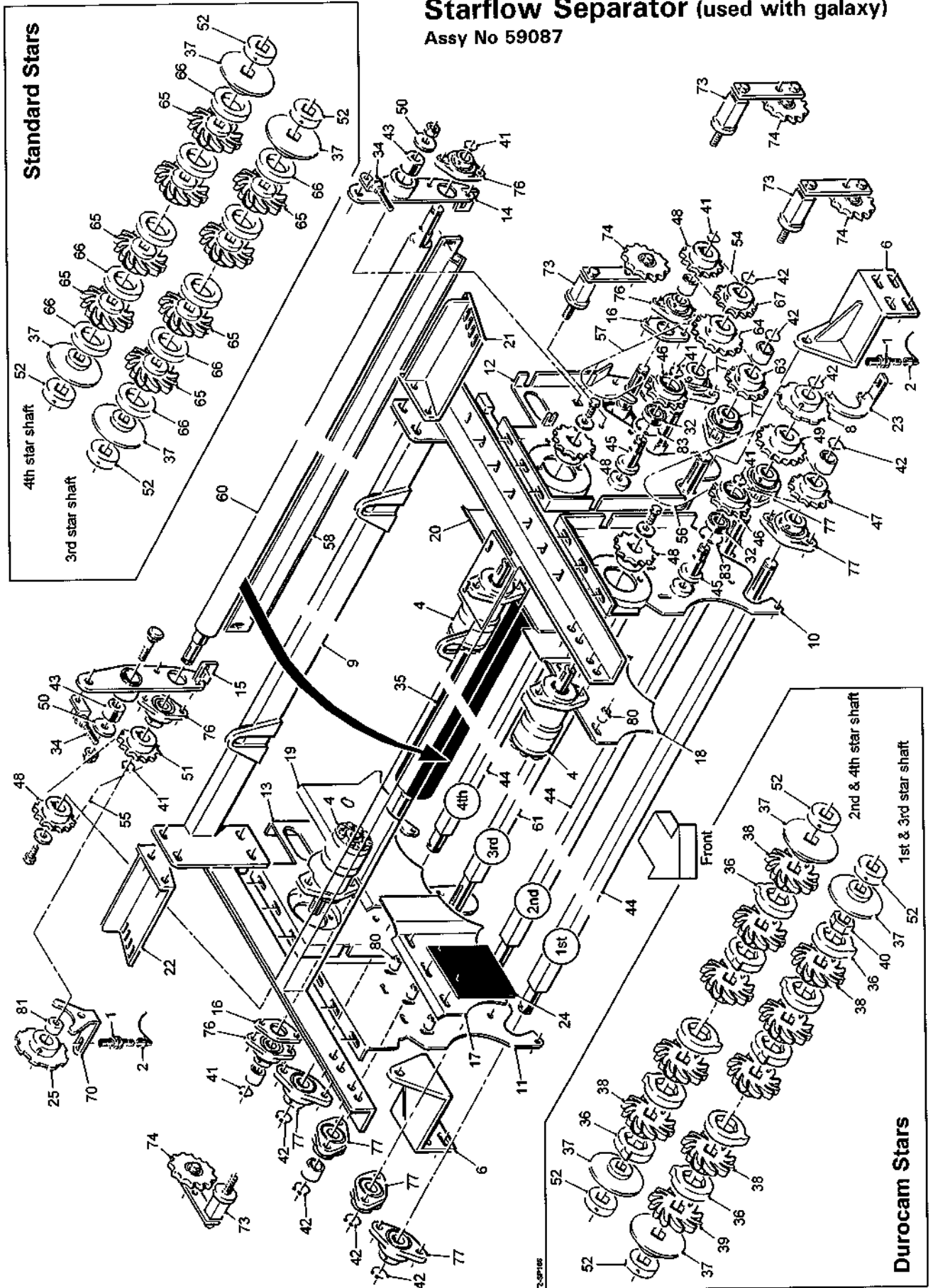
Assy No 64291

Item	Part No.	Description	Qty.	Remarks
1	55122	Sensor	1	
2				
3	59153	Hydraulic Ram	2	
4	59154	Ram Bracket RH	1	
5	59154A	Ram Bracket LH	1	
6	59397	Ø60 Exhaust Clamp	1	
7	59358	Ram Body Pin	2	
8	59359	Ram Piston Pin	2	
9	59401	Ø60 Ram Piston Bracket	1	
10	59481	LH Deflector	1	
11	59482	RH Deflector	1	
12				
13				
14	62652	LH Deflector Plate (short)	6	
15	62653	RH Deflector Plate (short)	6	
16				
17				
18	64093	Pivot Bracket LH	1	
19	64094	Pivot Bracket RH	1	
20	64245	Joining Bracket	2	
21	64249	Ram Bracket LH	1	
22	64250	Ram Bracket RH	1	
23	64251	LH Side Panel	1	
24	64252	RH Side Panel	1	
25	64256	Sensor Bracket	1	
26	64275	Rubber Deflector	2	
27	64276	Clamp Strip	2	
28				
29				
30				
31				
32	SS038026/032	Steel Spacer	12	

Machines from Serial No T2-168

Starflow Separator (used with galaxy)

Assy No 59087



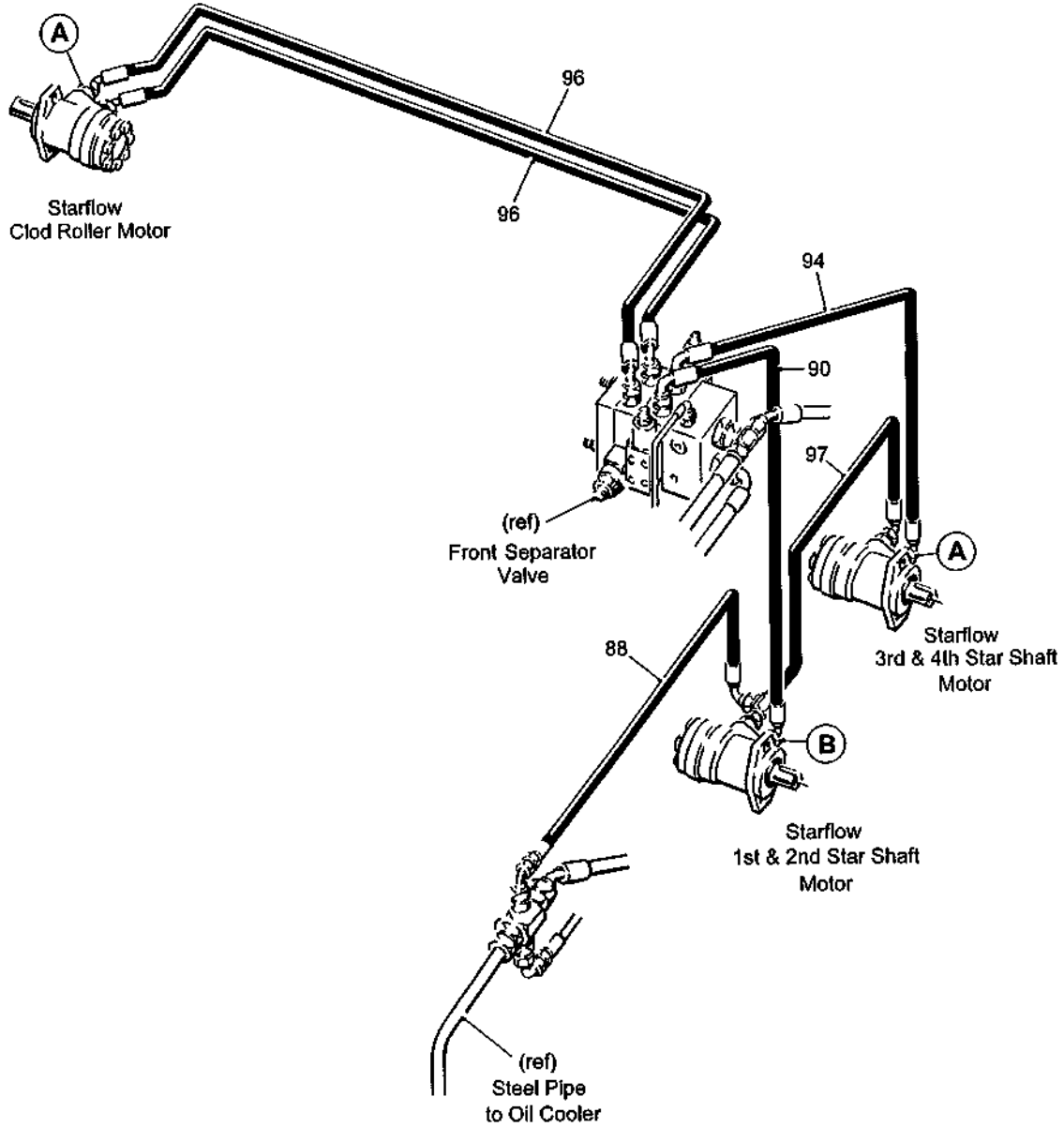
7.1a

T2 SPARE PARTS

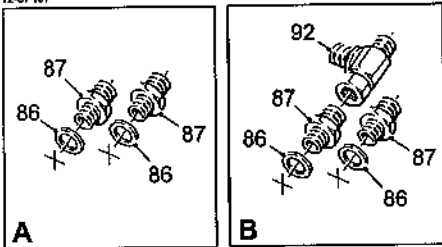
Machines from Serial No T2-168

Starflow Separator (used with galaxy)

Assy No 59087



T2-SP187



T2 SPARE PARTS**7.1b**

Machines from Serial No T2-168

Starflow Separator (used with galaxy)**Assy No 59087**

Item	Part No.	Description	Qty.	Remarks
1	32037/1	Proximity Sensor	2	
2	32037/2	Sensor Cable (5m)	2	
3				
4	46855	Hydraulic Motor	3	
5				
6	59600	Mounting Bracket	2	
7				
8	59277	Sensor Disc	1	
9	59500	Mounting Frame	1	
10	59501	LH Front Panel	1	
11	59502	RH Front Panel	1	
12	59503	LH Rear Panel	1	
13	59504	RH Rear Panel	1	
14	59505	LH Pivot Arm	1	
15	59506	RH Pivot Arm	1	
16	59507	Bearing Spacer	2	
17	59508	RH Front Stainless Steel Panel	1	
18	59509	LH Front Stainless Steel Panel	1	
19	59510	RH Rear Stainless Steel Panel	1	
20	59511	LH Rear Stainless Steel Panel	1	
21	59517	LH Mounting Plate	1	
22	59518	RH Mounting plate	1	
23	59599	Sensor Bracket	1	
24	59620	Rubber Infill	2	
25	59151	Sensor Disc	1	
26				
27				
28				
29				
30				
31				
32	62052RS	Bearing	2	
33				
34	RPA610.304444	Adjuster	2	
35	RPC700.308763	Transfer Roller	1	
36	RPC700.309550	Cam Ring	96	
37	RPC700.310221	End Disc (40mm sq)	4	
38	RPC700.310541	14 Finger Durocam Star (40mm sq)	96	
39	RPC700.311776	14 Finger Durocam Star (40mm sq)	1	(narrow)
40	RPC700.311777	Star Spacer (40mm sq)	1	
41	RPF200.025200	Ø25 External Circlip	6	
42	RPF200.035250	Ø35 External Circlip	8	
43	RPM148.307560	Bush	2	
44	RPM166.311026	1st, 2nd & 4th Star Shaft (40mm sq)	3	
45	RPM178.300391	Spindle	2	
46	RPM182.300390	15T 3/4"Pitch Sprocket	2	
47	RPM182.302700	15T 3/4"Pitch Sprocket	1	
48	RPM182.306371	15T 3/4"Pitch Sprocket	5	
49	RPM182.309594	18T 3/4"Pitch Sprocket	1	
50	RPM196.301965	Special Washer	2	
51	ARPM182.306371	15T 3/4"Pitch Sprocket	1	
52	RPM226.311775	Collar (40mm sq)	8	
53				
54	RPT732.620035	3/4"Pitch Drive Chain	1	
55	RPT732.620055	3/4"Pitch Drive Chain	1	

7.1c

T2 SPARE PARTS

Machines from Serial No T2-168

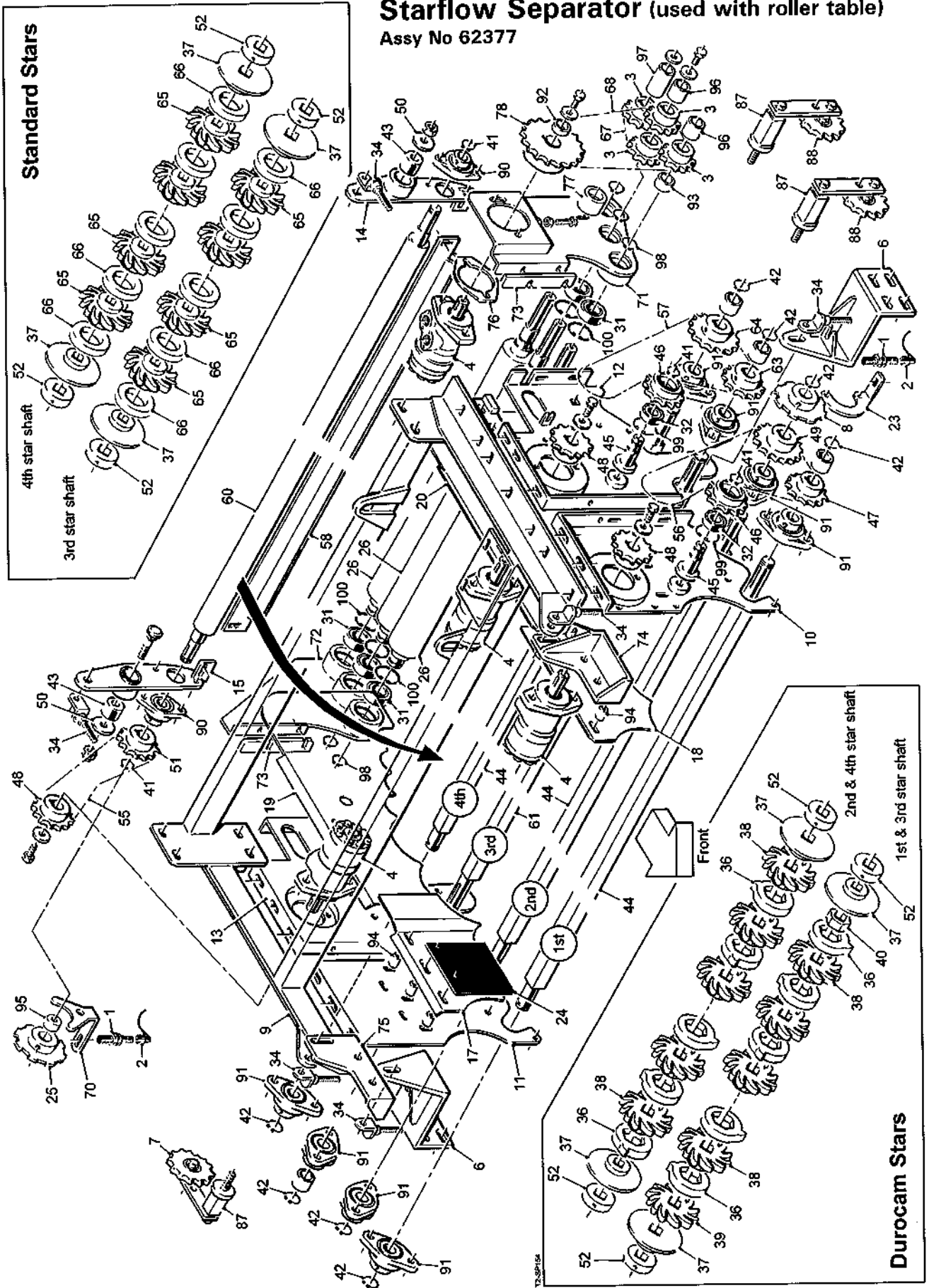
Starflow Separator (used with galaxy)

Assy No 59087

Item	Part No.	Description	Qty.	Remarks
56	RPT732.620062	3/4"Pitch Drive Chain	1	
57	RPT732.620064	3/4"Pitch Drive Chain	1	
58	RPW240.301837B	Roller Scraper	1	Part was RPW240.301837
59				
60	RPA610.308759	Round Steel Clod Roller	1	Option
	RPA610.308760	Square Steel Clod Roller	1	Option
	RPM160.308066	Hexagonal Steel Clod Roller	1	Option
61	RPM166.311027	3rd Star Shaft (40mm sq)	1	
62				
63	RPM182.303897	15T 3/4"Pitch Sprocket	1	
64	RPM182.309594	18T 3/4"Pitch Sprocket	1	
65	RPC700.309598	14 Finger Star (40mm sq)	105	
	RPC700.310893	18 Finger Star (40mm sq)	108	
66	RPC700.303036	14 Finger Star Spacer	107	
	RPC700.305520	18 Finger Star Spacer	110	
67	ARPM182.303897	15T 3/4"Pitch Sprocket	1	
68				
69				
70	62478	Sensor Bracket	1	
71				
72				
73	RPS568X	Tensioner	4	
74	RPS569	Tensioner Sprocket Complete	4	
75				
76	SFT25	Bearing	4	
77	SFT35	Bearing	8	
78				
79				
80	SS025017/030	Steel Spacer	10	
81	SS025009/025	Steel Spacer	1	
82				
83	W0167	Ø52 Internal Circlip	2	
84				
85				
		Hydraulic Components Consist Of:		
86	11124	1/2"BSP Dowty Seal	6	
87	11295	1/2"BSPx3/4"BSP M M Adaptor	6	
88	11744	3/4"Hose Assembly (1400mm)	1	
89				
90	16354	3/4"Hose Assembly (750mm)	1	
91				
92	32512	3/4"BSP F M M Tee	1	
93				
94	46611	3/4"Hose Assembly (660mm)	1	
95				
96	60678	3/4"Hose Assembly (2200mm)	2	
97	60210	3/4"Hose Assembly (500mm)	1	

Machines from Serial No T2-168

Starflow Separator (used with roller table) Assy No 62377



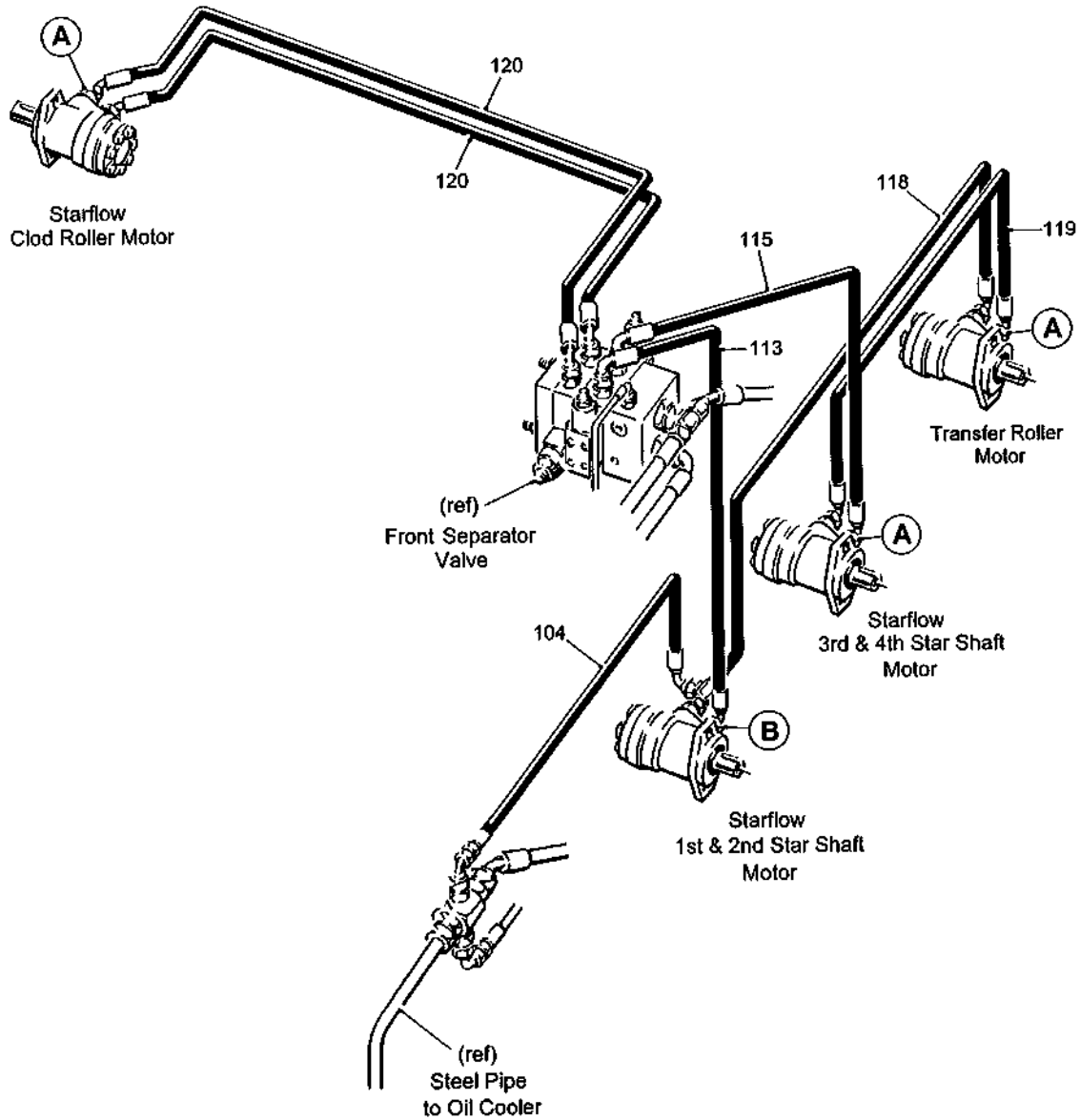
7.2a

T2 SPARE PARTS

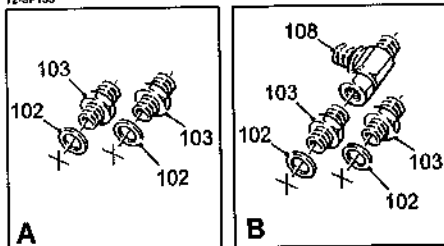
Machines from Serial No T2-168

Starflow Separator (used with roller table)

Assy No 62377



T2-SP153



T2 SPARE PARTS**7.2b**

Machines from Serial No T2-168

Starflow Separator (used with roller table)**Assy No 62377**

Item	Part No.	Description	Qty.	Remarks
1	32037/1	Proximity Sensor	2	
2	32037/2	Sensor Cable (5m)	2	
3	44610	13T 5/8"Pitch Sprocket	4	
4	46855	Hydraulic Motor	4	
5				
6	59600A	Mounting Bracket	2	
7				
8	59277	Sensor Disc	1	
9	59500C	Mounting Frame	1	
10	59501	LH Front Panel	1	
11	59502	RH Front Panel	1	
12	62402	LH Rear Panel	1	
13	62403	RH Rear Panel	1	
14	59505	LH Pivot Arm	1	
15	59506	RH Pivot Arm	1	
16				
17	59508	RH Front Stainless Steel Panel	1	
18	59509	LH Front Stainless Steel Panel	1	
19	62405A	RH Rear Stainless Steel Panel	1	
20	62404A	LH Rear Stainless Steel Panel	1	
21				
22				
23	59599	Sensor Bracket	1	
24	59620	Rubber Infill	2	
25	59151	Sensor Disc	1	
26	62710	Transfer Roller	3	
27				
28				
29				
30				
31	60062RS	Bearing	6	
32	62052RS	Bearing	2	
33				
34	RPA610.304444	Adjuster	6	
35				
36	RPC700.309550	Cam Ring	96	
37	RPC700.310221	End Disc (40mm sq)	4	
38	RPC700.310541	14 Finger Durocam Star (40mm sq)	96	
39	RPC700.311776	14 Finger Durocam Star (40mm sq)	1	(narrow)
40	RPC700.311777	Star Spacer (40mm sq)	1	
41	RPF200.025200	Ø25 External Circlip	4	
42	RPF200.035250	Ø35 External Circlip	8	
43	RPM148.307560	Bush	2	
44	RPM166.311026	1st, 2nd & 4th Star Shaft (40mm sq)	3	
45	RPM178.300391	Spindle	2	
46	RPM182.300390	15T 3/4"Pitch Sprocket	2	
47	RPM182.302700	15T 3/4"Pitch Sprocket	1	
48	RPM182.306371	15T 3/4"Pitch Sprocket	3	
49	RPM182.309594	18T 3/4"Pitch Sprocket	1	
50	RPM196.301965	Special Washer	2	
51	RPM182.306371A	15T 3/4"Pitch Sprocket	1	
52	RPM226.311775	Collar (40mm sq)	8	
53				
54	RPT732.620035	3/4"Pitch Drive Chain	1	
55	RPT732.620055	3/4"Pitch Drive Chain	1	

7.2c

T2 SPARE PARTS

Machines from Serial No T2-168

Starflow Separator (used with roller table)**Assy No 62377**

Item	Part No.	Description	Qty.	Remarks
56	RPT732.620062	3/4"Pitch Drive Chain	1	
57	RPT732.620064	3/4"Pitch Drive Chain	1	
58	RPW240.301837B	Roller Scraper	1	Part was RPW240.301837
59				
60	RPA610.308759	Round Steel Clod Roller	1	Option
	RPA610.308760	Square Steel Clod Roller	1	Option
	RPM160.308066	Hexagonal Steel Clod Roller	1	Option
61	RPM166.311027	3rd Star Shaft (40mm sq)	1	
62				
63	RPM182.303897	15T 3/4"Pitch Sprocket	1	
64	RPM182.309594	18T 3/4"Pitch Sprocket	1	
65	RPC700.309598	14 Finger Star (40mm sq)	105	
	RPC700.310893	18 Finger Star (40mm sq)	108	
66	RPC700.303036	14 Finger Star Spacer	107	
	RPC700.305520	18 Finger Star Spacer	110	
67	-	5/8"Pitch Drive Chain	1	
68	-	5/8"Pitch Drive Chain	1	
69				
70	62478	Sensor Bracket	1	
71	62745B	LH Roller Mounting	1	
72	62746B	RH Roller Mounting	1	
73	62847/5	5mm Spacer Plate	a/r	
	62847/10	10mm Spacer Plate	a/r	
74	62953	LH Adjuster Bracket	1	
75	62954	RH Adjuster Bracket	1	
76	62832A	Motor Spacer	1	
77	62844	Tensioner Roller	1	
78	62887	26T 5/8"Pitch Sprocket	1	
79				
80				
81				
82				
83				
84				
85				
86				
87	RPS568X	Tensioner	3	
88	RPS569	Tensioner Sprocket Complete	3	
89				
90	SFT25	Bearing	2	
91	SFT35	Bearing	8	
92	SS035026/012	Steel Spacer	1	
93	SS035026/025	Steel Spacer	1	
94	SS025013/030	Steel Spacer	10	
95	SS025009/025	Steel Spacer	1	
96	SS035026/045	Steel Spacer	2	
97	SS035026/070	Steel Spacer	1	
98	W0166	Ø30 External Circlip	6	
99	W0167	Ø52 Internal Circlip	2	
100	W0111	Ø55 Internal Circlip	6	
101				

T2 SPARE PARTS**7.2d**

Machines from Serial No T2-168

Starflow Separator (used with roller table)**Assy No 62377**

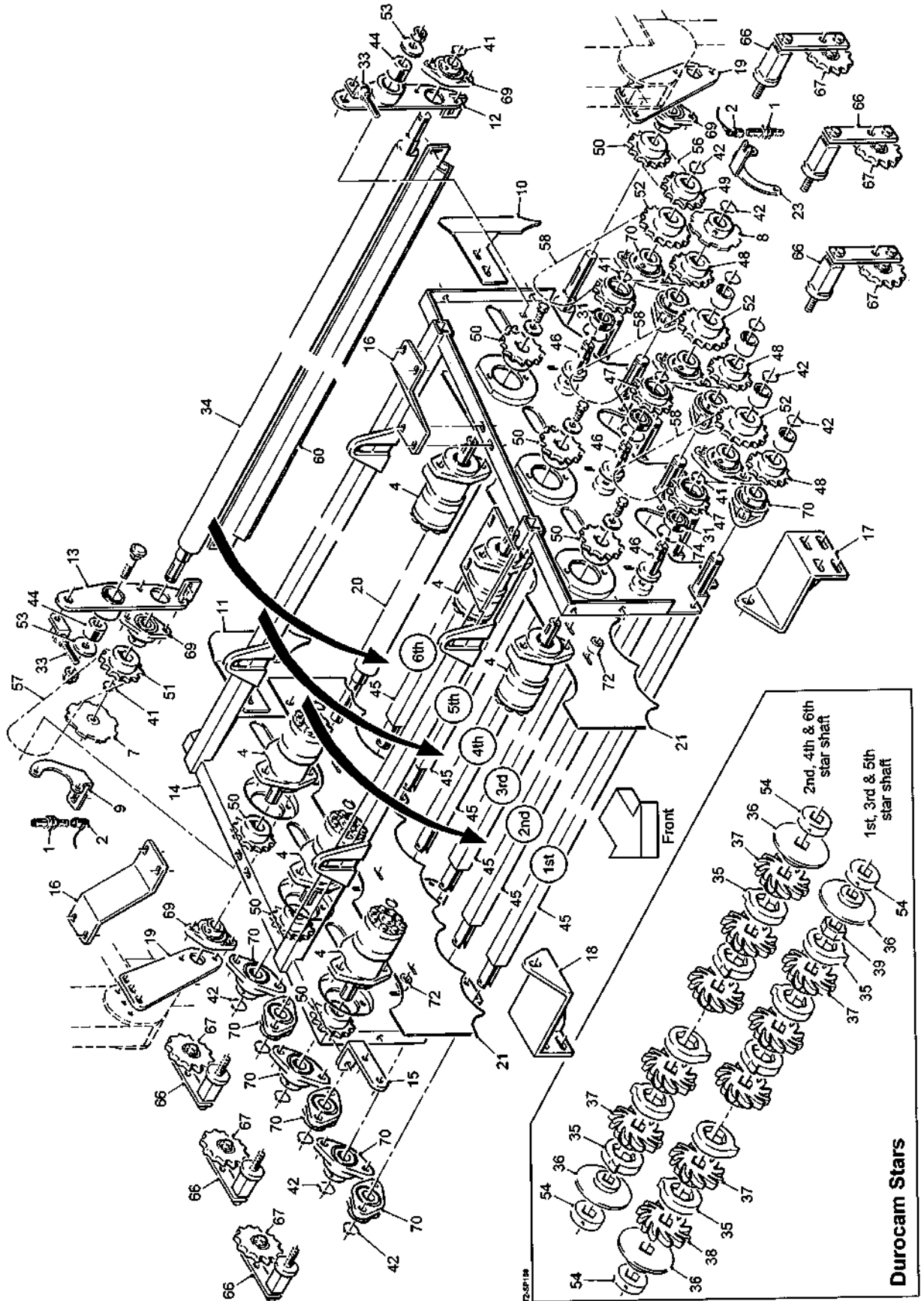
Item	Part No.	Description	Qty.	Remarks
		Hydraulic Components Consist Of:		
102	11124	1/2"BSP Dowty Seal	8	
103	11295	1/2"BSPx3/4"BSP M M Adaptor	8	
104	11744	3/4"Hose Assembly (1400mm)	1	
105				
106				
107				
108	32512	3/4"BSP FMM Tee	1	
109				
110				
111				
112				
113	16354	3/4"Hose Assembly (750mm)	1	
114				
115	46611	3/4"Hose Assembly (660mm)	1	
116				
117				
118	60486	3/4"Hose Assembly (875mm)	1	
119	60661	3/4"Hose Assembly (500mm)	1	
120	60678	3/4"Hose Assembly (2200mm)	2	



Machines from Serial No T2-168

Galaxy Star Separator (6 starshafts)

Assy No 59085

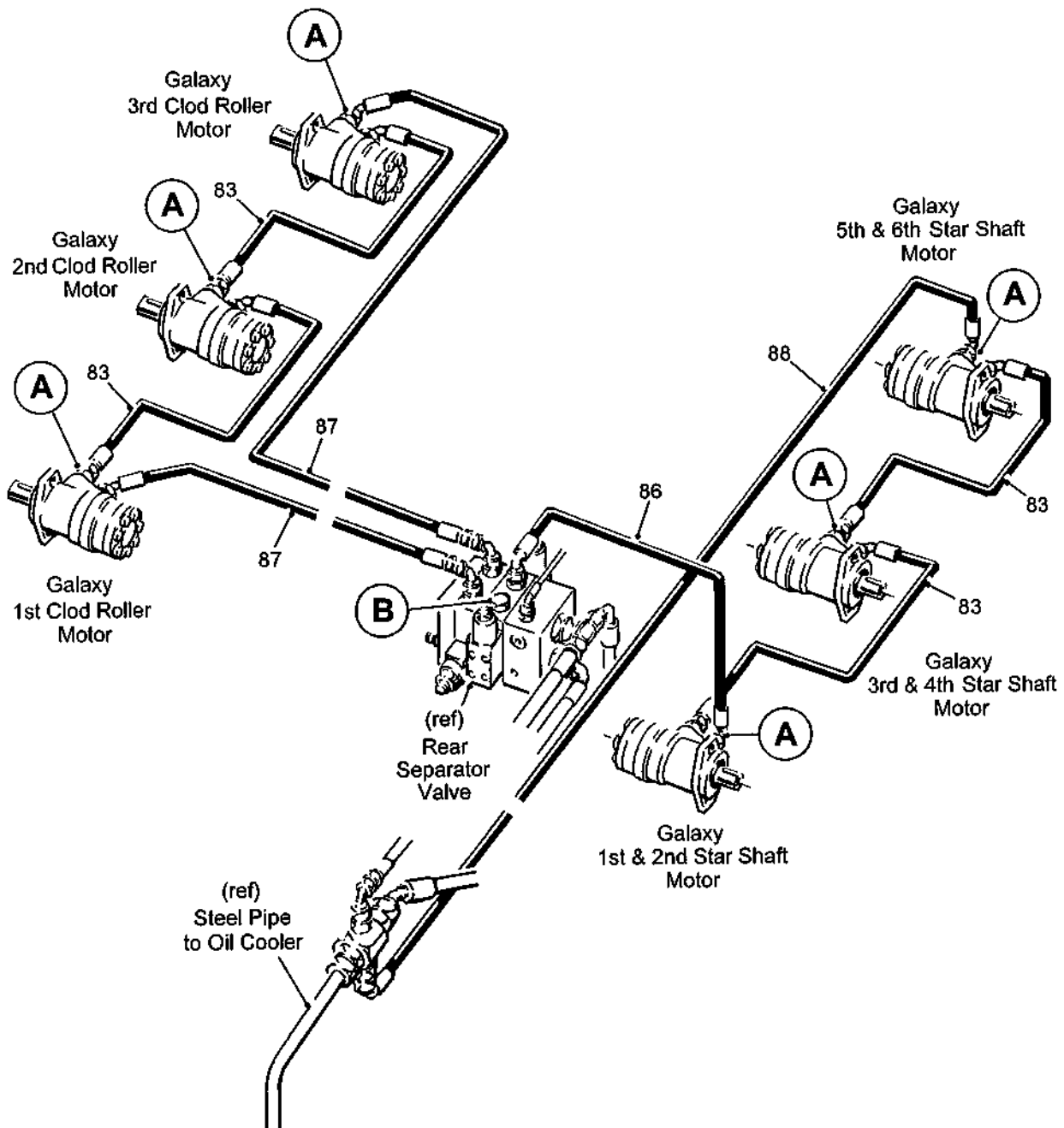


7.3a

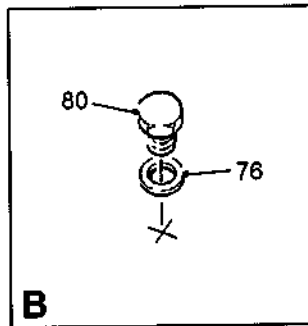
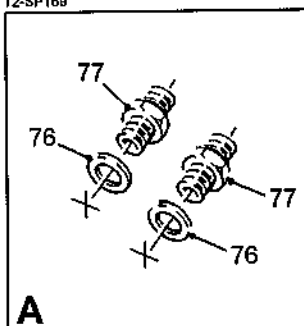
T2 SPARE PARTS

Machines from Serial No T2-168

Galaxy Star Separator (6 starshafts) Assy No 59085



T2-SP169



T2 SPARE PARTS**7.3b**

Machines from Serial No T2-168

Galaxy Star Separator (6 starshafts)**Assy No 59085**

Item	Part No.	Description	Qty.	Remarks
1	32037/1	Proximity Sensor	2	
2	32037/2	Sensor Cable (5m)	2	
3				
4	46855	Hydraulic Motor	6	
5				
6				
7	59276	Sensor Disc	1	
8	59277	Sensor Disc (35mm bore)	1	
9	59479	Sensor Bracket	1	
10	59483	LH Deflector	1	
11	59484	RH Deflector	1	
12	59505	LH Pivot Arm	3	
13	59506	RH Pivot Arm	3	
14	59584	Galaxy Frame	1	
15	59585	Front Support Bracket	2	
16	59586	Top Support Bracket	2	
17	59587	LH Bottom Support Bracket	1	
18	59588	RH Bottom Support Bracket	1	
19	59589	Transfer Roller Mounting	2	
20	59590	Transfer Roller	1	
21	59598	Side Panel	2	
22				
23	62897A	Sensor Bracket	1	
24				
25				
26				
27				
28				
29				
30				
31	62052RS	Bearing	3	
32				
33	RPA610.304444	Adjuster	6	
34	RPA610.308759	Round Clod Roller	3	Option
	RPA610.308760	Square Clod Roller	3	Option
	RPM160.308066	Hexagonal Clod Roller	3	Option
35	RPC700.309550	Cam Ring	288	
36	RPC700.310221	End Disc (40mm sq)	12	
37	RPC700.310541	14 Finger Star (40mm sq)	288	
38	RPC700.311776	Narrow 14 Finger Star (40mm sq)	3	
39	RPC700.311777	Spacer	3	
40				
41	RPF200.025200	Ø25 External Circlip	9	
42	RPF200.035250	Ø35 External Circlip	12	
43				
44	RPM148.307560	Bush	6	
45	RPM166.311026	Star Shaft	6	
46	RPM178.300392	Spindle	3	
47	RPM182.300390	15T 3/4"Pitch Sprocket	3	
48	RPM182.303897	15T 3/4"Pitch Sprocket	3	35mm wide
49	RPM182.303897A	15T 3/4"Pitch Sprocket	1	32mm wide
50	RPM182.306371	15T 3/4"Pitch Sprocket	7	35mm wide
51	RPM182.306371A	15T 3/4"Pitch Sprocket	3	30mm wide
52	RPM182.309594	18T 3/4"Pitch Sprocket	3	

7.3c

T2 SPARE PARTS

Machines from Serial No T2-168

Galaxy Star Separator (6 starshafts)

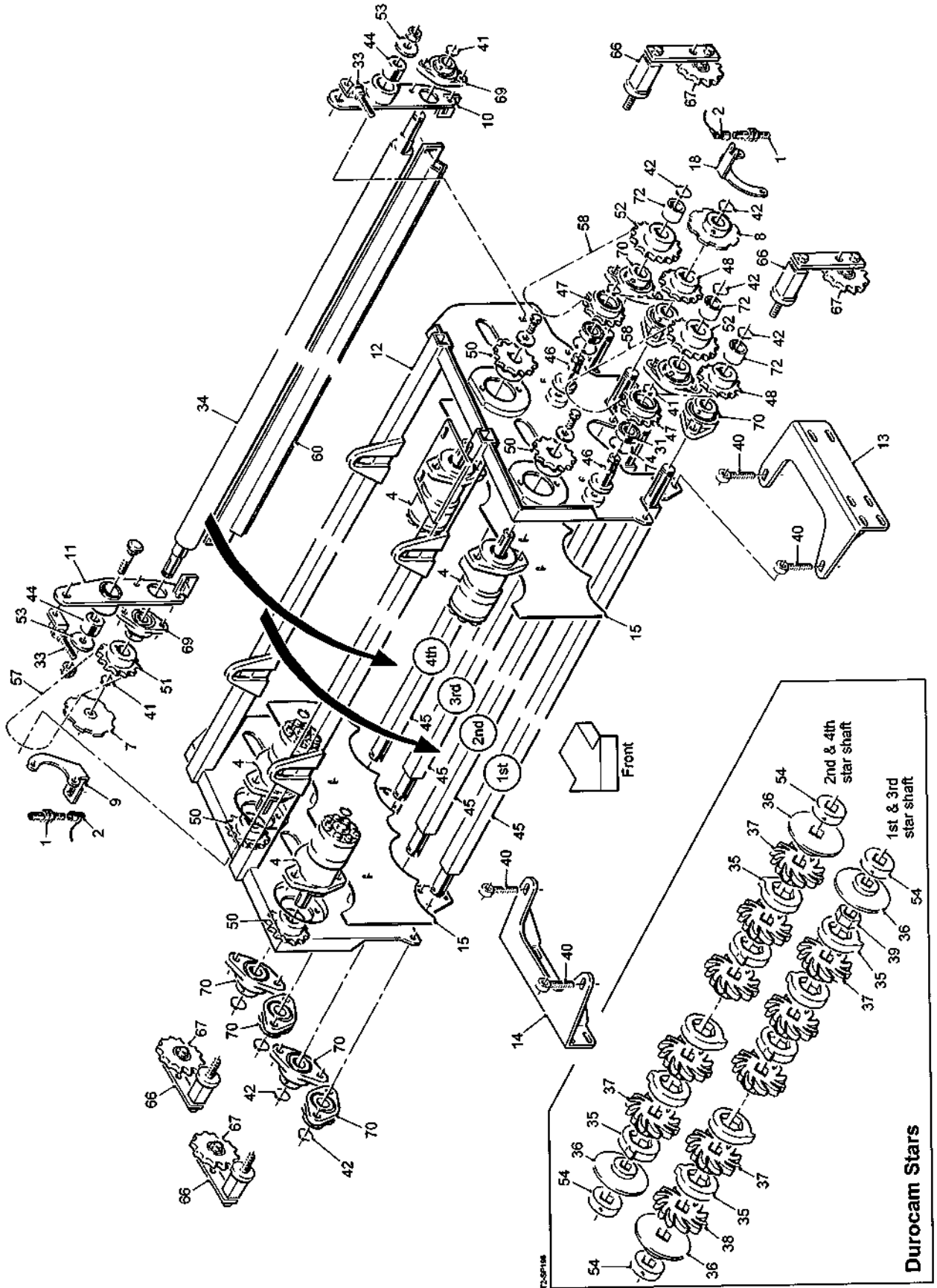
Assy No 59085

Item	Part No.	Description	Qty.	Remarks
53	RPM196.301965	Washer	6	
54	RPM226.311775	Collar	12	
55				
56	RPT732.620035	3/4"Pitch Drive Chain	1	
57	RPT732.620055	3/4"Pitch Drive Chain	3	
58	RPT732.620062	3/4"Pitch Drive Chain	3	
59				
60	RPW240.301837B	Roller Scraper	3	Part was RPW240.301837
61				
62				
63				
64				
65				
66	RPS568X	Tensioner	6	
67	RPS569	Tensioner Sprocket Complete	6	
68				
69	SFT25	Bearing	8	
70	SFT35	Bearing	12	
71				
72	SS025017/030	Steel Spacer	12	
73				
74	W0167	Ø52 Internal Circlip	3	
75				
		Hydraulic Components Consist Of:		
76	11124	1/2"BSP Dowty Seal	13	
77	11295	1/2"BSPx3/4"BSP M M Adaptor	12	
78				
79				
80	24383	1/2"BSP Male Blanking Plug	1	
81				
82				
83	42341	3/4"Hose Assembly (500mm)	4	
84				
85				
86	60042	3/4"Hose Assembly (585mm)	1	
87	60678	3/4"Hose Assembly (2200mm)	2	
88	60679	3/4"Hose Assembly (3200mm)	1	

Machines from Serial No T2-168

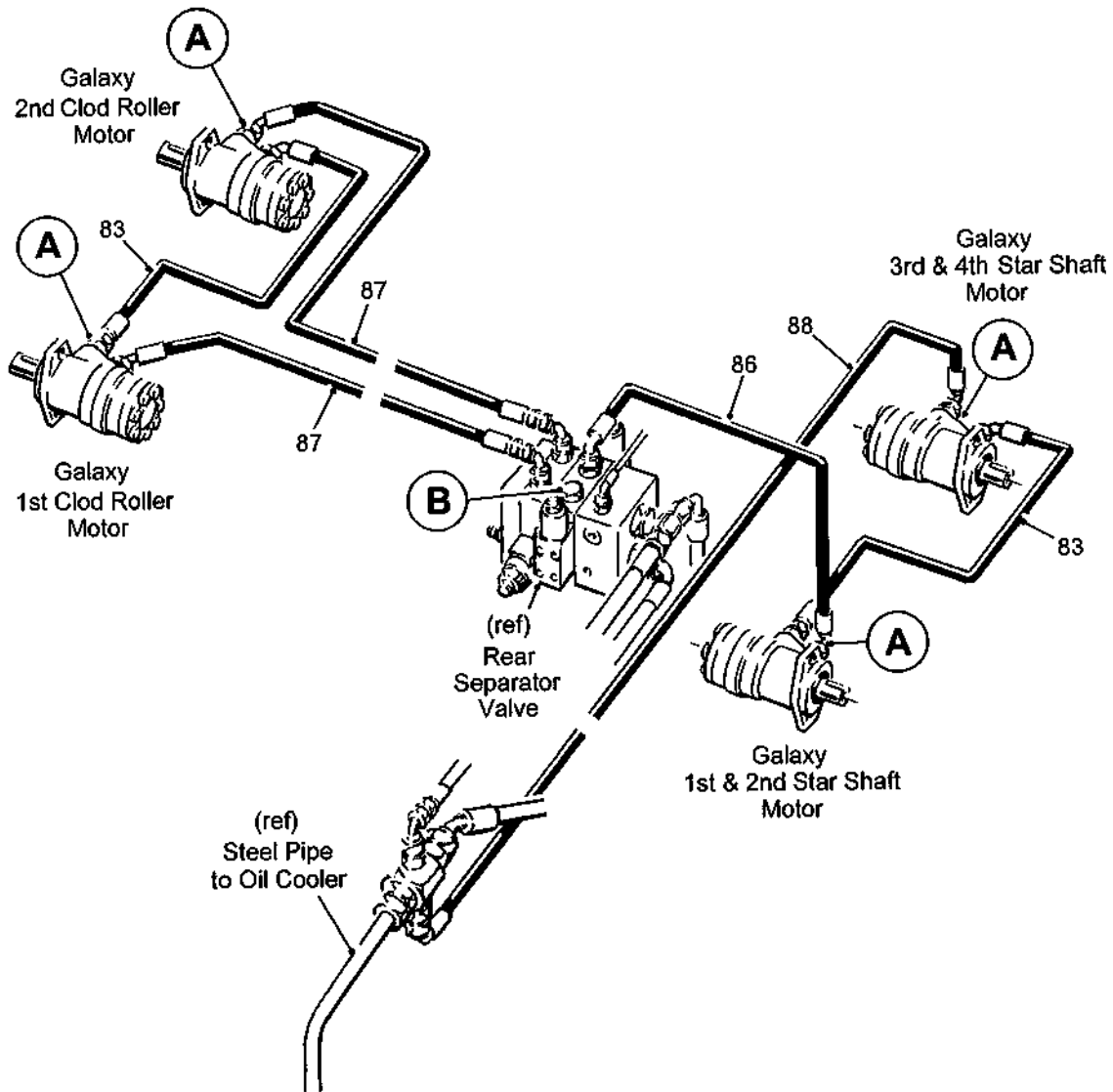
Galaxy Star Separator (4 starshafts)

Assy No 59085A

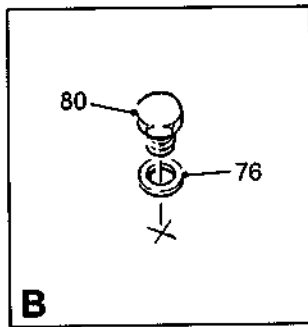
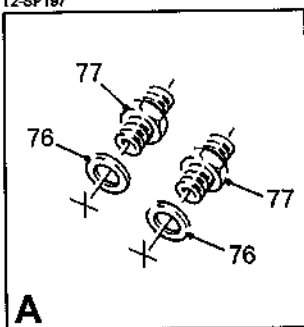


Machines from Serial No T2-168

Galaxy Star Separator (4 starshafts)
Assy No 59085A



T2-SP197



T2 SPARE PARTS**7.4b**

Machines from Serial No T2-168

Galaxy Star Separator (4 starshafts)**Assy No 59085A**

Item	Part No.	Description	Qty.	Remarks
1	32037/1	Proximity Sensor	2	
2	32037/2	Sensor Cable (5m)	2	
3				
4	46855	Hydraulic Motor	4	
5				
6				
7	59276	Sensor Disc	1	
8	59277	Sensor Disc (35mm bore)	1	
9	59479	Sensor Bracket	1	
10	59505	LH Pivot Arm	2	
11	59506	RH Pivot Arm	2	
12	59584A	Galaxy Frame	1	
13	59587A	LH Bottom Support Bracket	1	
14	59588A	RH Bottom Support Bracket	1	
15	59598A	Side Panel	2	
16				
17				
18	62897A	Sensor Bracket	1	
19				
20				
21				
22				
23				
24				
25				
26				
27				
28				
29				
30				
31	62052RS	Bearing	2	
32				
33	RPA610.304444	Adjuster	4	
34	RPA610.308759	Round Clod Roller	2	Option
	RPA610.308760	Square Clod Roller	2	Option
	RPM160.308066	Hexagonal Clod Roller	2	Option
35	RPC700.309550	Cam Ring	196	
36	RPC700.310221	End Disc (40mm sq)	8	
37	RPC700.310541	14 Finger Star (40mm sq)	194	
38	RPC700.311776	Narrow 14 Finger Star (40mm sq)	2	
39	RPC700.311777	Spacer	2	
40	RPF120.116095	M16 Eye Bolt	4	
41	RPF200.025200	Ø25 External Circlip	7	
42	RPF200.035250	Ø35 External Circlip	8	
43				
44	RPM148.307560	Bush	4	
45	RPM166.311026	Star Shaft	4	
46	RPM178.300392	Spindle	2	
47	RPM182.300390	15T 3/4"Pitch Sprocket	2	
48	RPM182.303897	15T 3/4"Pitch Sprocket	2	35mm wide
49				
50	RPM182.306371	15T 3/4"Pitch Sprocket	4	35mm wide
51	RPM182.306371A	15T 3/4"Pitch Sprocket	2	30mm wide
52	RPM182.309594	18T 3/4"Pitch Sprocket	2	

7.4c

T2 SPARE PARTS

Machines from Serial No T2-168

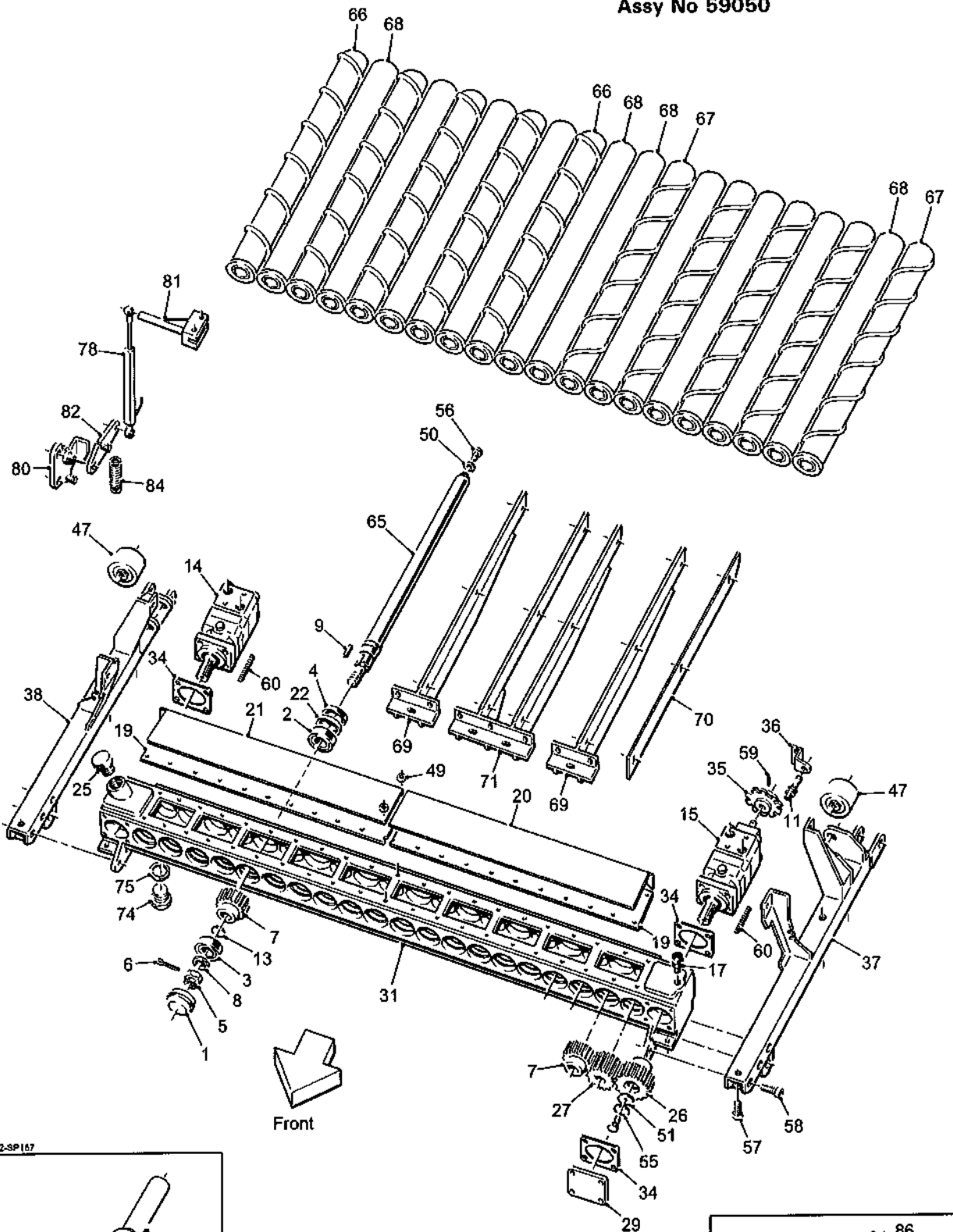
Galaxy Star Separator (4 starshafts)

Assy No 59085A

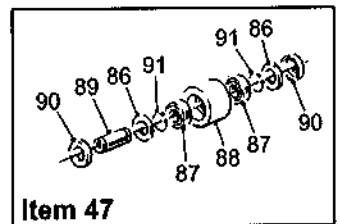
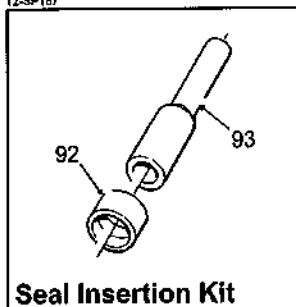
Item	Part No.	Description	Qty.	Remarks
53	RPM196.301965	Washer	4	
54	RPM226.311775	Collar	8	
55				
56				
57	RPT732.620055	3/4"Pitch Drive Chain	2	
58	RPT732.620062	3/4"Pitch Drive Chain	2	
59				
60	RPW240.301837B	Roller Scraper	2	Part was RPW240.301837
61				
62				
63				
64				
65				
66	RPS568X	Tensioner	4	
67	RPS569	Tensioner Sprocket Complete	4	
68				
69	SFT25	Bearing	4	
70	SFT35	Bearing	8	
71				
72	SS038026/026	Steel Spacer	3	
73				
74	W0167	Ø52 Internal Circlip	2	
75				
		Hydraulic Components Consist Of:		
76	11124	1/2"BSP Dowty Seal	13	
77	11295	1/2"BSPx3/4"BSP M M Adaptor	12	
78				
79				
80	24383	1/2"BSP Male Blanking Plug	1	
81				
82				
83	42341	3/4"Hose Assembly (500mm)	2	
84				
85				
86	60042	3/4"Hose Assembly (585mm)	1	
87	60678	3/4"Hose Assembly (2200mm)	2	
88	60679	3/4"Hose Assembly (3200mm)	1	

Machines from Serial No T2-168

Roller Table Separator
Assy No 59050



T2-SP167



8.1a**T2 SPARE PARTS**

Machines from Serial No T2-168

Roller Table Separator

Assy No 59050

Item	Part No.	Description	Qty.	Remarks
1	27841	End Cap	20	
2	27843	Bearing Cup & Cone	20	
3	27844	Bearing Cup & Cone	20	
4	27895A	Oil Seal	20	
5	27917	Slotted Nut	20	
6	27918	Split Pin	22	
7	27937	35T Gear	18	
8	27942	Flat Washer	20	
9	27948	RBE Key	20	
10				
11	32037/1	Proximity Sensor	1	
12				
13	37086	1 1/2" External Circlip	20	
14	37754	Hydraulic Motor	1	
15	37754A	Hydraulic Motor (with tacho shaft)	1	
16				
17	42653	3/8"BSP Breather Plug	1	
18				
19	46333-20	Gearbox Cover Plate	2	
20	46334-20LH	LH Stainless Steel Panel	1	
21	46334A-20RH	RH Stainless Steel Panel	1	
22	46406	Steel Spacer	20	
23				
24				
25	51566	1"BSP Breather	1	
26	51651	45T Motor Gear	2	
27	51652	35T 1st Shaft Gear	2	
28				
29	56291	Blanking Plate	2	
30				
31	59734	20 Roller Gearcase	1	
32				
33				
34	62465	Gasket	4	
35	62798	Sensor Disc	1	
36	62799	Sensor Mounting	1	
37	62893	LH Mounting	1	
38	62894	RH Mounting	1	
39				
40				
41				
42				
43				
44				
45				
46				
47	KA16023	Ø80 Roller Assembly	2	(see list at end)
48				
49	SS020007/001	Steel Spacer	2	
50	SS030011/005	Steel Spacer	20	
51	SS050011/005	Steel Spacer	2	
52				
53				
54				
55	TH00932252	Ø50 Internal Circlip	2	

T2 SPARE PARTS**8.1b**

Machines from Serial No T2-168

Roller Table Separator**Assy No 59050**

Item	Part No.	Description	Qty.	Remarks
56	22011010/025	M10x25 Setscrew	20	
57	22015010/035	M10x35 Cap Head Screw	2	
58	22015012/040	M12x40 Cap Head Screw	6	
59	22067003/020	Ø3x20 Roll Pin	1	
60	22106010/046	M10x46 Motor Stud	8	
61				
62				
63				
64				
65	59622 27840S	Roller Shaft (800mm) Roller Shaft (975mm)	20 20	
66	59623LGSR 59623LSG 37057E 37783B	800mm Ø75/Ø95 LH Spiral Roller 800mm Ø80/Ø95 LH Spiral Roller 975mm Ø75/Ø95 LH Spiral Roller 975mm Ø80/Ø95 LH Spiral Roller	5 5 5 5	
67	59623RGSR 59623RSG 37057A 37783A	800mm Ø75/Ø95 RH Spiral Roller 800mm Ø80/Ø95 RH Spiral Roller 975mm Ø75/Ø95 RH Spiral Roller 975mm Ø80/Ø95 RH Spiral Roller	5 5 5 5	
68	59624B 59624C 37057B 37057C	800mm Ø82 Plain Roller 800mm Ø74 Plain Roller 975mm Ø82 Plain Roller 975mm Ø74 Plain Roller	10 10 10 10	
69	59735 44779	Scraper Mounting (800mm) Scraper Mounting (975mm)	8 8	
70	59736 46908	Scraper Blade (800mm) Scraper Blade (975mm)	10 10	
71	59825 59825A	Double Scraper Mounting (800mm) Double Scraper Mounting (975mm)	1 1	
72				
73				
74	11116	1"BSP Blanking Plug	1	
75	11122	1"BSP Dowty Seal	1	
76				
77				
78	55122	Sensor	1	
79				
80	62724	Sensor Link Arm Mounting	1	
81	62827	Sensor Mounting	1	
82	62828	Sensor Link Arm	1	
83				
84	KA35165	Tension Spring	1	
85				
	KA16023	Ø80 Roller Assembly Consists Of:		
86	0000300504	Felt Seal	2	
87	6005RS	Bearing	2	
88	KA16023/1	Plain Steel Roller	1	

8.1c**T2 SPARE PARTS**

Machines from Serial No T2-168

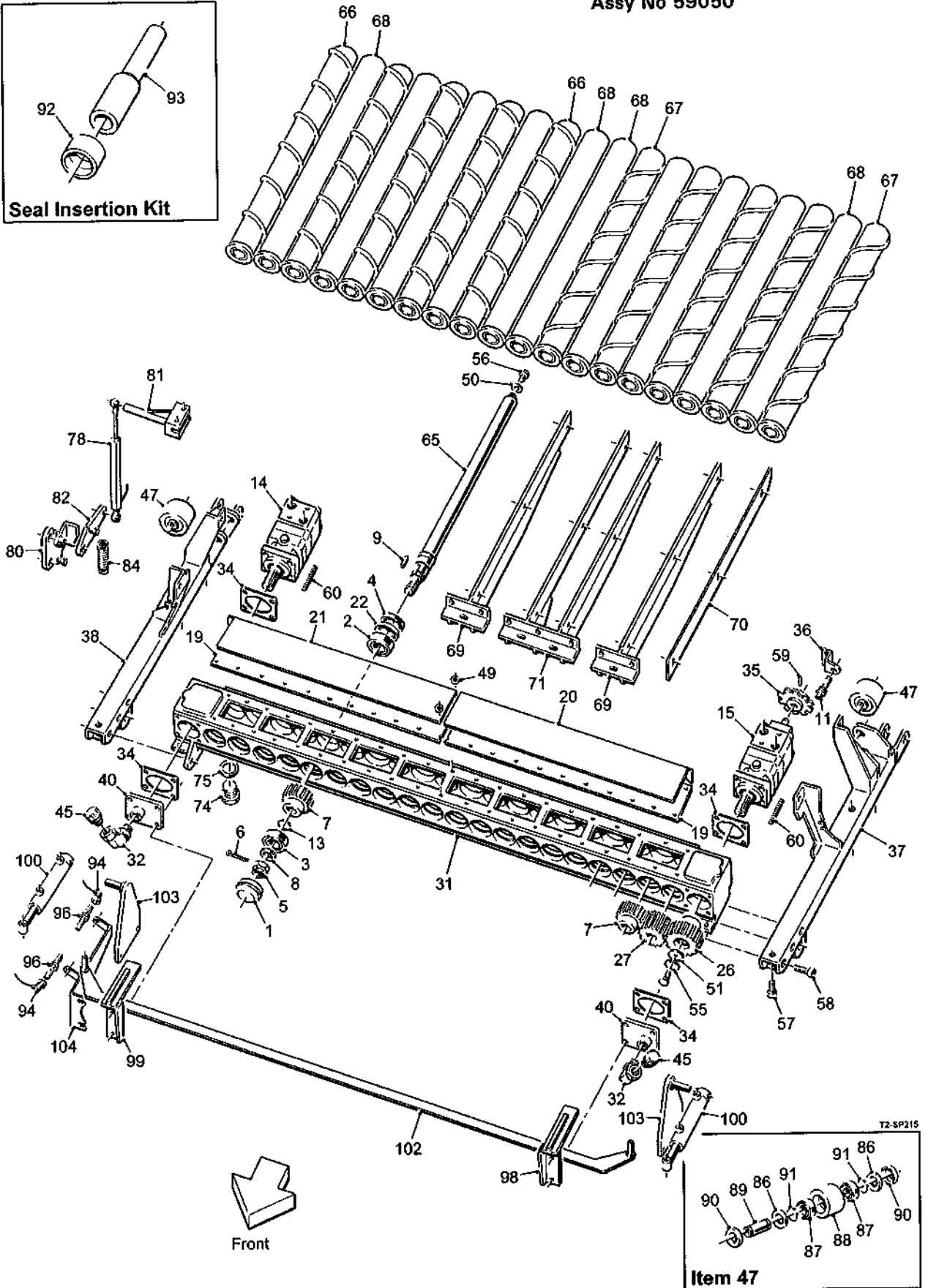
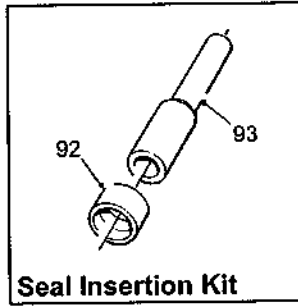
Roller Table Separator

Assy No 59050

Item	Part No.	Description	Qty.	Remarks
89	KA16021/4	Open Bore Spindle	1	
90	PH408	Seal	2	
91	PS843	Ø25 External Circlip	2	
	37145	Seal Insertion Kit Consists Of:		
92	37146	Seal Compression Ring	1	
93	37147	Slide Hammer	1	

Machines from 2015

Roller Table Separator
Assy No 59050



8.1a

T2 SPARE PARTS

Machines from 2015

Roller Table Separator

Assy No 59050

Item	Part No.	Description	Qty.	Remarks
1	27841	End Cap	20	
2	27843	Bearing Cup & Cone	20	
3	27844	Bearing Cup & Cone	20	
4	27895A	Oil Seal	20	
5	27917	Slotted Nut	20	
6	27918	Split Pin	22	
7	27937	35T Gear	18	
8	27942	Flat Washer	20	
9	27948	RBE Key	20	
10				
11	32037/1	Proximity Sensor	1	
12				
13	37086	1 1/2" External Circlip	20	
14	37754	Hydraulic Motor	1	
15	37754A	Hydraulic Motor (with tacho shaft)	1	
16				
17				
18				
19	46333-20	Gearbox Cover Plate	2	
20	46334-20LH	LH Stainless Steel Panel	1	
21	46334A-20RH	RH Stainless Steel Panel	1	
22	46406	Steel Spacer	20	
23				
24				
25				
26	51651	45T Motor Gear	2	
27	51652	35T 1st Shaft Gear	2	
28				
29				
30				
31	59734	20 Roller Gearcase	1	
32	60705	3/4" BSP M F 90° Elbow	2	
33				
34	62465	Gasket	4	
35	62798	Sensor Disc	1	
36	62799	Sensor Mounting	1	
37	62893	LH Mounting	1	
38	62894	RH Mounting	1	
39				
40	64120	Filler/Breather Mounting	2	
41				
42				
43				
44				
45	DWS538	Filler/Breather Cap	2	
46				
47	KA16023	Ø80 Roller Assembly	2	(see list at end)
48				
49	SS020007/001	Steel Spacer	2	
50	SS030011/005	Steel Spacer	20	
51	SS050011/005	Steel Spacer	2	
52				
53				
54				
55	TH00932252	Ø50 Internal Circlip	2	

T2 SPARE PARTS**8.1b**

Machines from 2015

Roller Table Separator**Assy No 59050**

Item	Part No.	Description	Qty.	Remarks
56	22011010/025	M10x25 Setscrew	20	
57	22015010/030	M10x30 Cap Head Screw	2	
58	22015012/030	M12x30 Cap Head Screw	6	
59	22067003/020	Ø3x20 Roll Pin	1	
60	22106010/055	M10x55 Motor Stud	8	
61				
62				
63				
64				
65	59622	Roller Shaft (800mm)	20	
	27840S	Roller Shaft (975mm)	20	
66	59623LGSR	800mm Ø75/Ø95 LH Spiral Roller	5	
	59623LSG	800mm Ø80/Ø95 LH Spiral Roller	5	
	37057E	975mm Ø75/Ø95 LH Spiral Roller	5	
	37783B	975mm Ø80/Ø95 LH Spiral Roller	5	
	64158SLH	800mm Steel LH Spiral Roller	5	
67	59623RGSR	800mm Ø75/Ø95 RH Spiral Roller	5	
	59623RSG	800mm Ø80/Ø95 RH Spiral Roller	5	
	37057A	975mm Ø75/Ø95 RH Spiral Roller	5	
	37783A	975mm Ø80/Ø95 RH Spiral Roller	5	
	64158SRH	800mm Steel RH Spiral Roller	5	
68	59624B	800mm Ø82 Plain Roller	10	
	59624C	800mm Ø74 Plain Roller	10	
	37057B	975mm Ø82 Plain Roller	10	
	37057C	975mm Ø74 Plain Roller	10	
	64158A	800mm Ø2.75" Steel Plain Roller	10	
	64158B	800mm Ø3" Steel Plain Roller	10	
	64158C	800mm Ø3.25" Steel Plain Roller	10	
69	59735	Scraper Mounting (800mm)	8	
	44779	Scraper Mounting (975mm)	8	
70	59736	Scraper Blade (800mm)	10	
	46908	Scraper Blade (975mm)	10	
71	59825	Double Scraper Mounting (800mm)	1	
	59825A	Double Scraper Mounting (975mm)	1	
72				
73				
74	11116	1"BSP Blanking Plug	1	
75	11122	1"BSP Dowty Seal	1	
76				
77				
78	55122	Sensor	1	
79				
80	62724	Sensor Link Arm Mounting	1	
81	62827	Sensor Mounting	1	
82	62828	Sensor Link Arm	1	
83				
84	KA35165	Tension Spring	1	
85				

8.1c

T2 SPARE PARTS

Machines from 2015

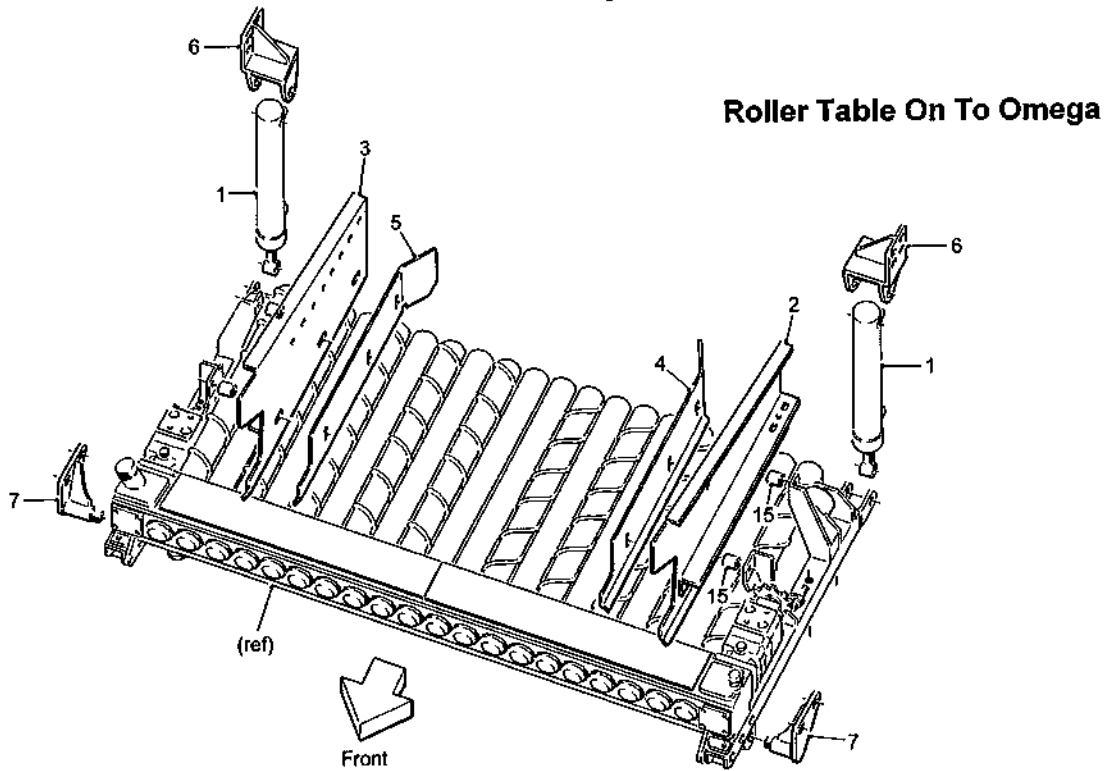
Roller Table Separator

Assy No 59050

Item	Part No.	Description	Qty.	Remarks
86	KA16023	Ø80 Roller Assembly Consists Of:		
	0000300504	Felt Seal	2	
87	6005RS	Bearing	2	
88	KA16023/1	Plain Steel Roller	1	
89	KA16021/4	Open Bore Spindle	1	
90	PH408	Seal	2	
91	PS843	Ø25 External Circlip	2	
		<hr/>		
	37145	Seal Insertion Kit Consists Of:		
92	37146	Seal Compression Ring	1	
93	37147	Slide Hammer	1	
		<hr/>		
	64127	Scraper Bar Assembly Consists Of:		
94	32037/2	Sensor Cable (5m)	2	
95				
96	41504	Sensor	2	
97				
98	63110L	Scraper Retainer LH	1	
99	63110R	Scraper Retainer RH	1	
100	63113	Hydraulic Ram	2	
101				
102	64125	Scraper Bar	1	
103	64126	Ram Bracket	2	
104	64142	Sensor Mounting	1	

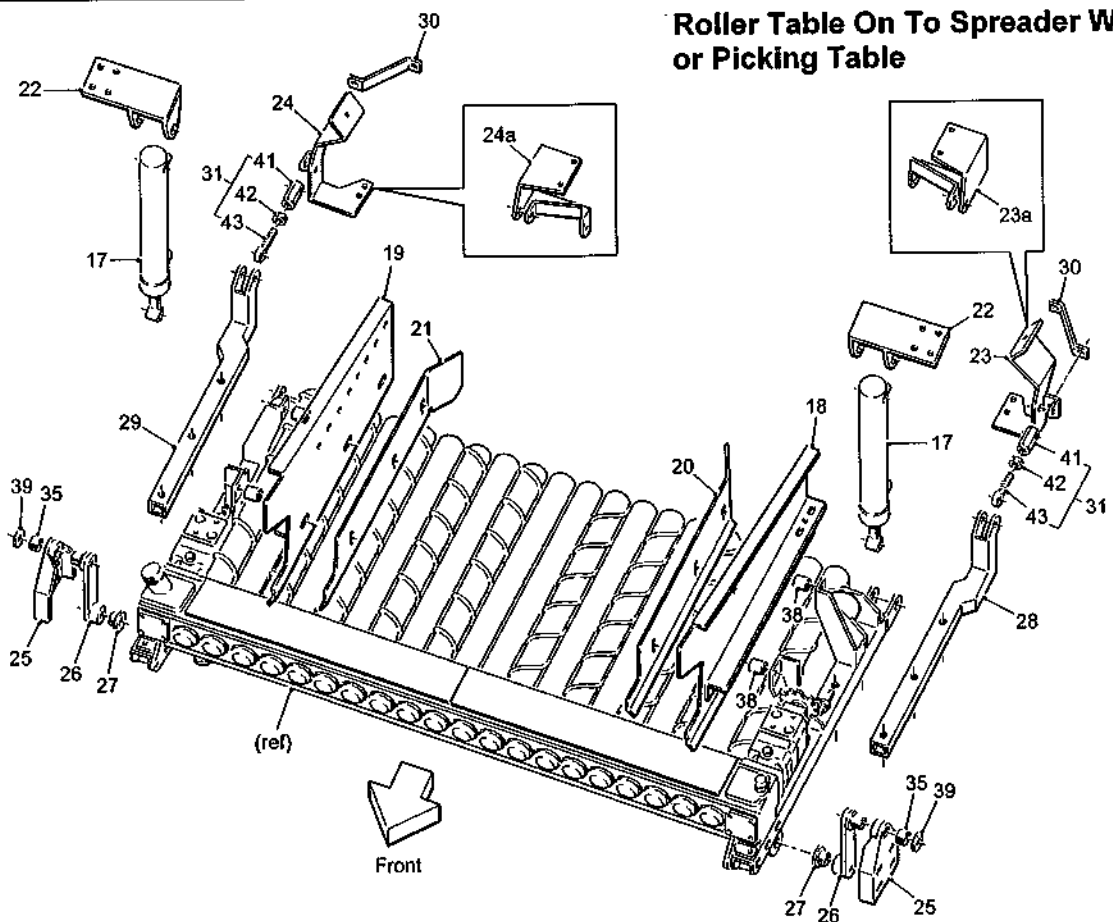
Machines from Serial No T2-168

Additional Components for Roller Tables



T2-SP168

Roller Table On To Spreader Web or Picking Table

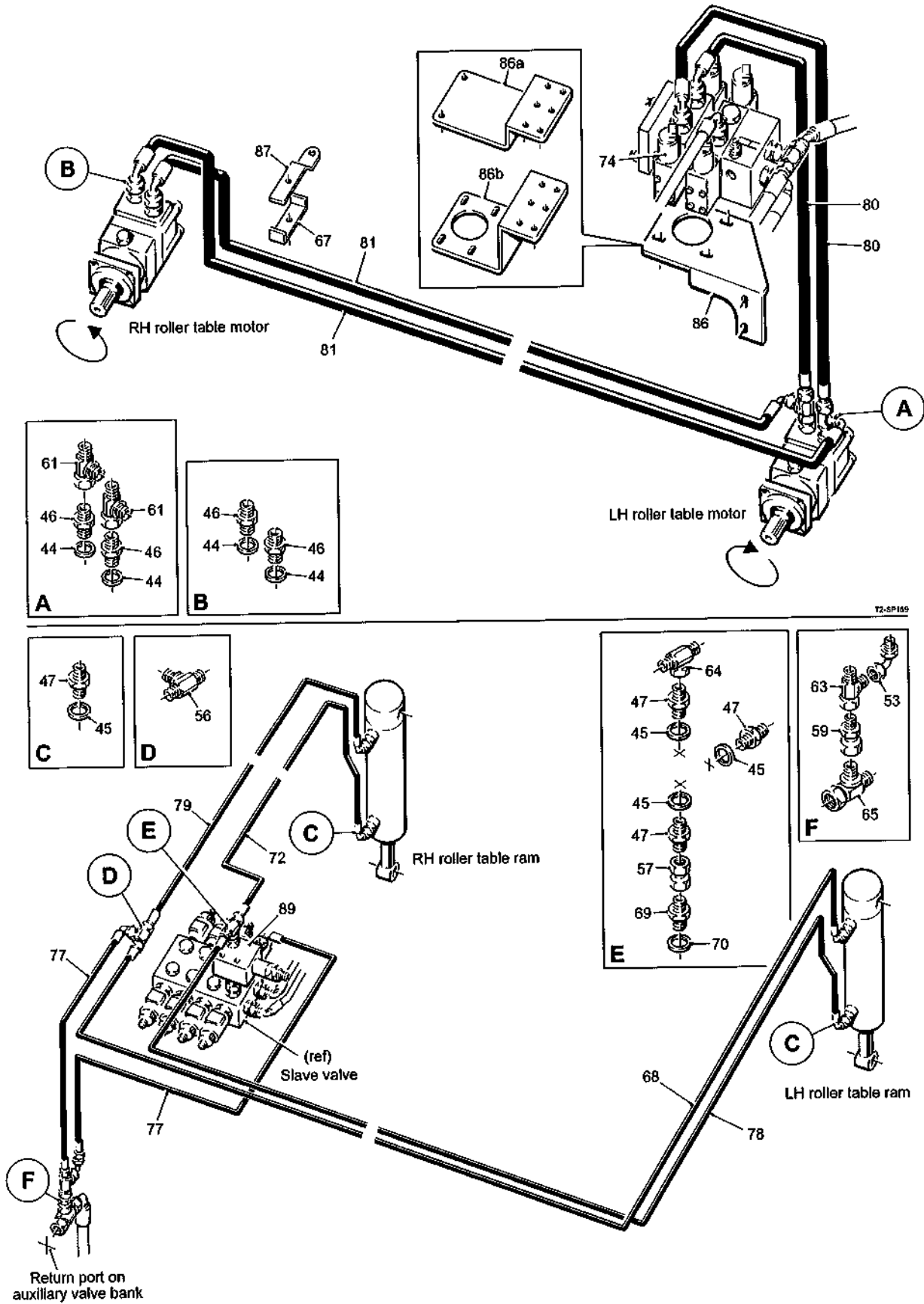


8.2a

T2 SPARE PARTS

Machines from Serial No T2-168

Additional Components for Roller Tables



T2-SP159

Machines from Serial No T2-168

Additional Components for Roller Tables

Item	Part No.	Description	Qty.	Remarks
1	61008A	Roller Table On To Omega		
	61008C	Consists Of:		
	61008F	Hydraulic Ram (180mm stroke 470mm c/c)	2	(800mm rollers)
2	62716	Hydraulic Ram (150mm stroke)	2	(975mm rollers)
	62716A	Hydraulic Ram (180mm stroke 520mm c/c)	2	(800mm rollers)
3	62717	Side Panel LH (800mm rollers)	1	
	62717A	Side Panel LH (975mm rollers)	1	
4	62718C	Side Panel RH (800mm rollers)	1	
	62718D	Side Panel RH (975mm rollers)	1	
5	62719C	Stainless Panel LH (800mm rollers)	1	
	62719D	Stainless Panel LH (975mm rollers)	1	
6	62721B	Stainless Panel RH (800mm rollers)	1	
7	62722	Stainless Panel RH (975mm rollers)	1	
8	62723	Ram Mounting (front)	2	
9		Table Pivot Bracket LH	1	
10		Table Pivot Bracket RH	1	
11				
12				
13				
14				
15	SS030013/040	Steel Spacer	4	
16				
17	61008	Roller Table On To Spreader Web		
	61008B	or Picking Table Consists Of:		
	61008D	Hydraulic Ram (230mm stroke)	2	(800mm rollers)
18	62716	Hydraulic Ram (115mm stroke)	2	(800mm rollers)
	62716A	Hydraulic Ram (130mm stroke)	2	(975mm rollers)
19	62717	Side Panel LH (800mm rollers)	1	
	62717A	Side Panel LH (975mm rollers)	1	
20	62718C	Side Panel RH (800mm rollers)	1	
	62718D	Side Panel RH (975mm rollers)	1	
21	62719C	Stainless Panel LH (800mm rollers)	1	
	62719D	Stainless Panel LH (975mm rollers)	1	
22	62721	Stainless Panel RH (800mm rollers)	1	
23	62801	Stainless Panel RH (975mm rollers)	1	
23a	62809	Ram Mounting (rear)	2	
		Link Bracket LH (for spreader web)	1	
		Link Bracket LH (for picking table)	1	

Machines from Serial No T2-168

Additional Components for Roller Tables

Item	Part No.	Description	Qty.	Remarks
24	62802	Link Bracket RH (for spreader web)	1	
24a	62810	Link Bracket RH (for picking table)	1	
25	62820	Table Pivot Bracket	2	
26	62821	Table Pivot Arm (150mm centres)	2	
	62821A	Table Pivot Arm (165mm centres)	2	
27	62822	Top Hat Spacer	2	
28	62899L	Link Arm LH	1	
29	62899R	Link Arm RH	1	
30	62907	Brace (for spreader web only)	2	
31	62919	Adjustable Pivot Link Complete	2	(see list at end)
32				
33				
34				
35	12286	Oilite Bush	2	
36				
37				
38	SS030013/040	Steel Spacer	4	
39	SS040013/005	Steel Spacer	2	
40				
	62919	Adjustable Pivot Link Consists Of:		
41	62919A	Female Pivot	1	
42	220340012	M12 Half Nut	1	
43	RPF120.112070	M12x70 Swing Bolt	1	
		Hydraulic Components Consist Of:		
44	11124	1/2"BSP Dowty Seal	4	
45	11125	3/8"BSP Dowty Seal	7	
46	11295	1/2"BSPx3/4"BSP M M Adaptor	4	
47	11336	1/4"BSPx3/8"BSP M M Adaptor	7	
48				
49				
50				
51				
52				
53	12378	1/4"BSP M F Swept 90° Adaptor	1	
54				
55				
56	27449	1/4"BSP M M M Tee	1	
57	27450	1/4"BSP F F Swivel Adaptor	1	
58				
59	31099	1/4"BSPMx1/2"BSPF Swivel Adaptor	1	
60				
61	32512	3/4"BSP F M M Tee	2	
62				
63	37197	1/4"BSP F M M Tee	1	
64	37199	1/4"BSP M M F Tee	1	
65	37367	1/2"BSP F M M Tee	1	
66				
67	62966	Pipe Clamp	4	

T2 SPARE PARTS**8.2d**

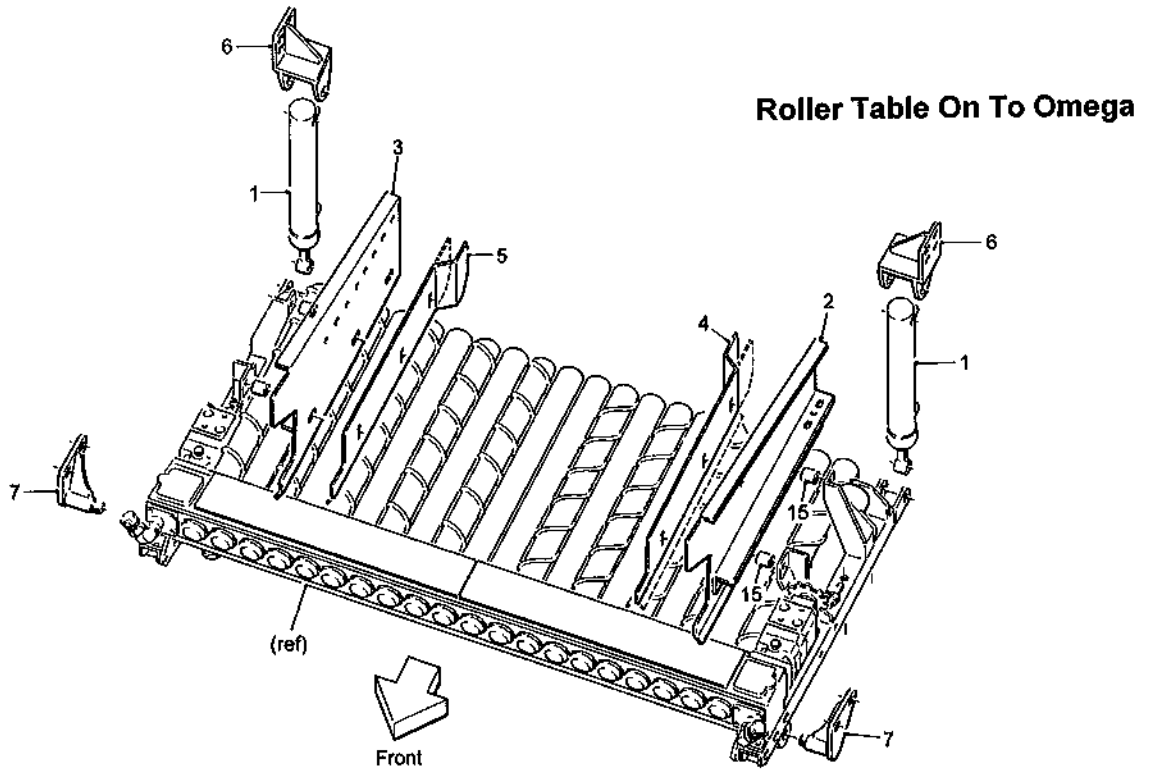
Machines from Serial No T2-168

Additional Components for Roller Tables

Item	Part No.	Description	Qty.	Remarks
68	44111	1/4"Hose Assembly (4800mm)	1	
69	44207	M14x1/4"BSP M M Adaptor	1	
70	44208	M14 Dowty Seal	1	
71				
72	46255	1/4"Hose Assembly (3000mm)	1	
73				
74	59107/1	Valve Section (80 Ltr/min)	1	
75				
76				
77	60201	1/4"Hose Assembly (1100mm)	2	
78	60699	1/4"Hose Assembly (5200mm)	1	
79	60597	1/4"Hose Assembly (2600mm)	1	
80	60488	3/4"Hose Assembly (1050mm)	2	
81	60681	3/4"Hose Assembly (2950mm)	2	
82				
83				
84				
85				
86	62464	Valve Plate	1	
86a	62830	Valve Plate	1	
86b	62830A	Valve Plate	1	
87	64041	Pipe Clamp Mount	4	
88				
89	RPS935	Pressure Relief Valve (60 bar)	1	

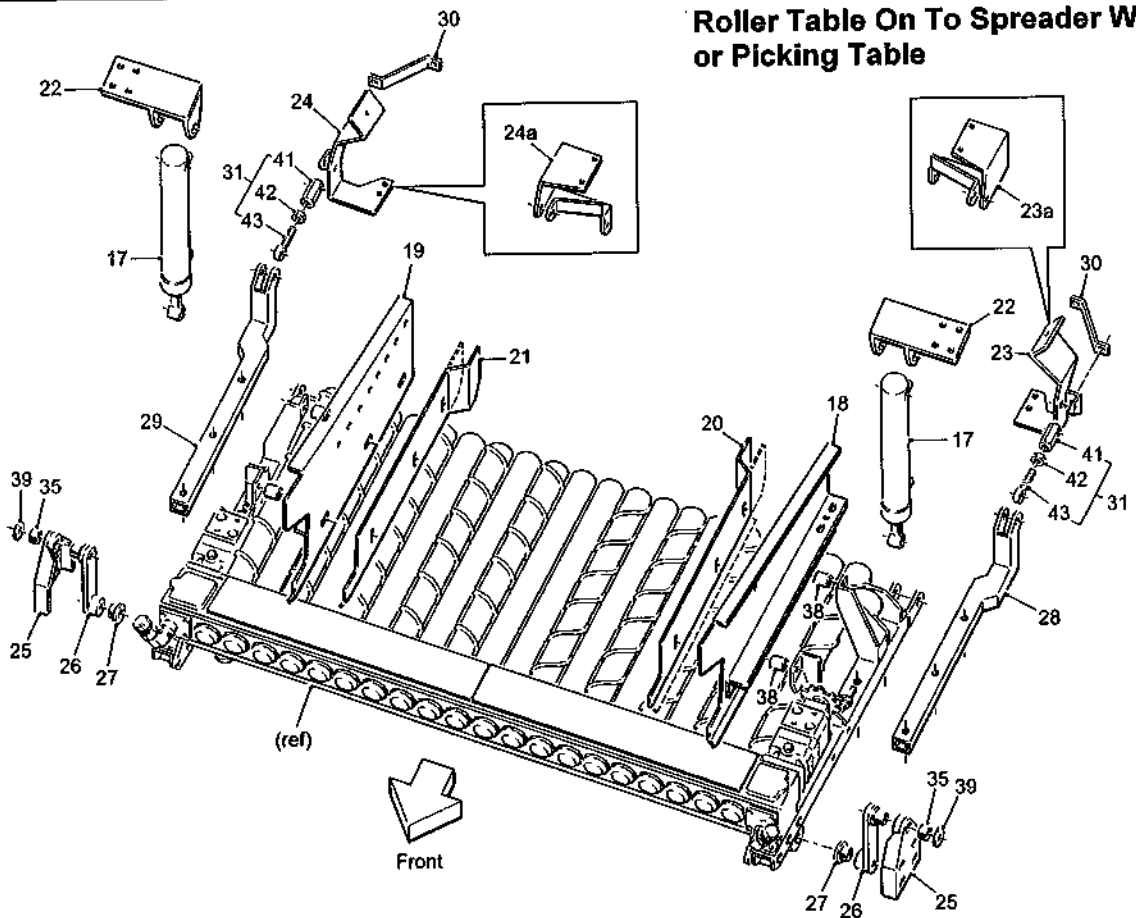


Machines from 2015
Additional Components for Roller Tables



T2-SP216

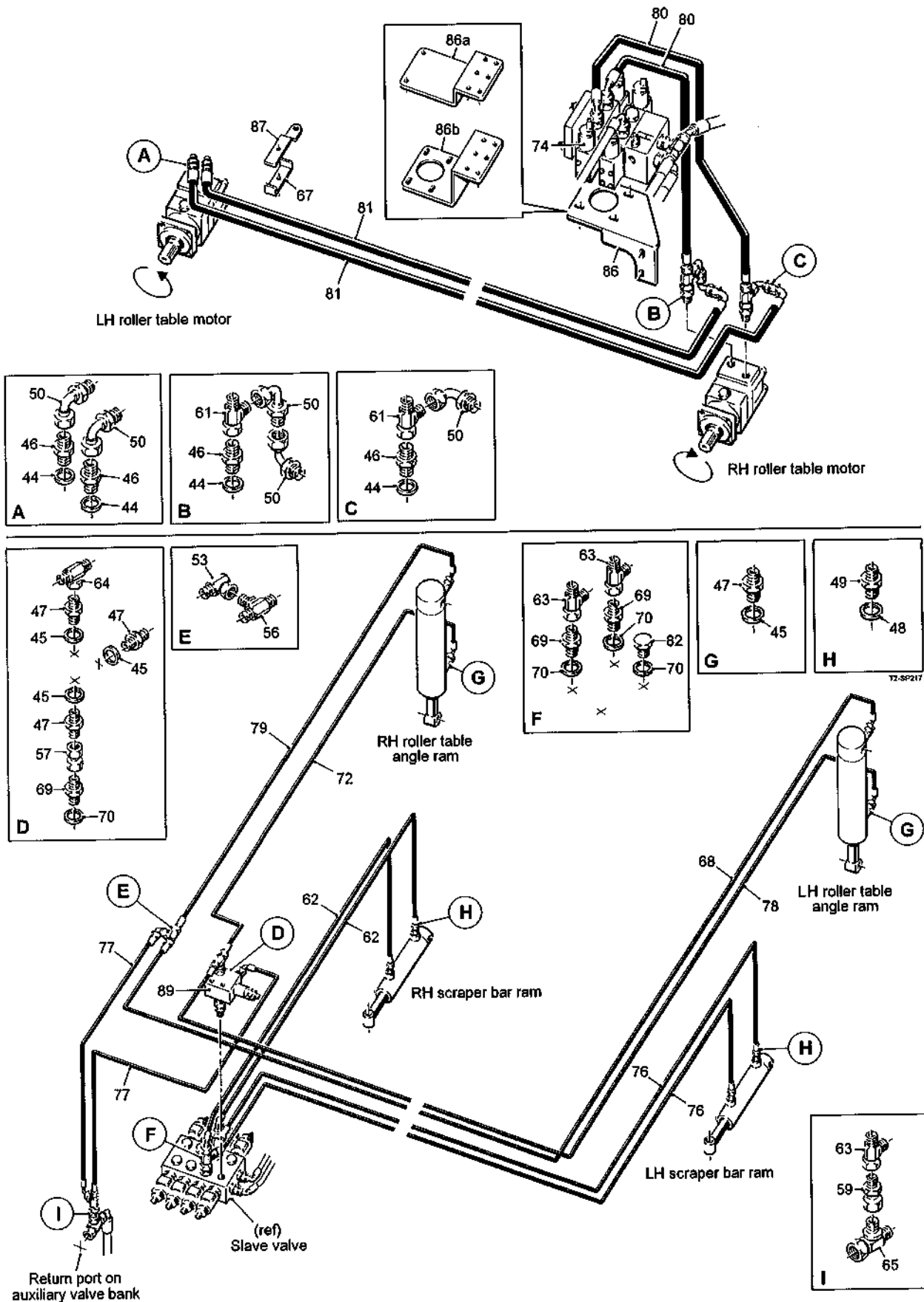
Roller Table On To Spreader Web
or Picking Table



8.2a

T2 SPARE PARTS

Machines from 2015
Additional Components for Roller Tables



Machines from 2015

Additional Components for Roller Tables

Item	Part No.	Description	Qty.	Remarks
1	61008A	Roller Table On To Omega Consists Of: Hydraulic Ram (180mm stroke 470mm c/c)	2	(800mm rollers)
	61008C	Hydraulic Ram (150mm stroke)	2	(975mm rollers)
	61008F	Hydraulic Ram (180mm stroke 520mm c/c)	2	(800mm rollers)
2	62716	Side Panel LH (800mm rollers)	1	
	62716A	Side Panel LH (975mm rollers)	1	
3	62717	Side Panel RH (800mm rollers)	1	
	62717A	Side Panel RH (975mm rollers)	1	
4	62718C	Stainless Panel LH (800mm rollers)	1	
	62718D	Stainless Panel LH (975mm rollers)	1	
5	62719C	Stainless Panel RH (800mm rollers)	1	
	62719D	Stainless Panel RH (975mm rollers)	1	
6	62721B	Ram Mounting (front)	2	
7	62722	Table Pivot Bracket LH	1	
8	62723	Table Pivot Bracket RH	1	
9				
10				
11				
12				
13				
14				
15	SS030017/040	Steel Spacer	4	
16	SS030017/060	Steel Spacer	4	Used with build 62762F
17	61008	Roller Table On To Spreader Web or Picking Table Consists Of: Hydraulic Ram (230mm stroke)	2	(800mm rollers)
	61008B	Hydraulic Ram (115mm stroke)	2	(800mm rollers)
	61008D	Hydraulic Ram (130mm stroke)	2	(975mm rollers)
18	62716	Side Panel LH (800mm rollers)	1	
	62716A	Side Panel LH (975mm rollers)	1	
19	62717	Side Panel RH (800mm rollers)	1	
	62717A	Side Panel RH (975mm rollers)	1	
20	62718C	Stainless Panel LH (800mm rollers)	1	
	62718D	Stainless Panel LH (975mm rollers)	1	
21	62719C	Stainless Panel RH (800mm rollers)	1	
	62719D	Stainless Panel RH (975mm rollers)	1	
22	62721	Ram Mounting (rear)	2	
23	62801	Link Bracket LH (for spreader web)	1	
23a	62809	Link Bracket LH (for picking table)	1	

Machines from 2015

Additional Components for Roller Tables


Item	Part No.	Description	Qty.	Remarks
24	62802	Link Bracket RH (for spreader web)	1	
24a	62810	Link Bracket RH (for picking table)	1	
25	62820	Table Pivot Bracket	2	
26	62821	Table Pivot Arm (150mm centres)	2	
	62821A	Table Pivot Arm (165mm centres)	2	
27	62822	Top Hat Spacer	2	
28	62899L	Link Arm LH	1	
29	62899R	Link Arm RH	1	
30	62907	Brace (for spreader web only)	2	
31	62919	Adjustable Pivot Link Complete	2	(see list at end)
32				
33				
34				
35	12286	Oilite Bush	2	
36				
37				
38	SS030017/040	Steel Spacer	4	
	SS030017/060	Steel Spacer	4	Used with build 62762F
39	SS040013/005	Steel Spacer	2	
40				
	62919	Adjustable Pivot Link Consists Of:		
41	62919A	Female Pivot	1	
42	220340012	M12 Half Nut	1	
43	RPF120.112070	M12x70 Swing Bolt	1	
		Hydraulic Components Consist Of:		
44	11124	1/2" BSP Dowty Seal	4	
45	11125	3/8" BSP Dowty Seal	7	
46	11295	1/2" BSPx3/4" BSP M M Adaptor	4	
47	11336	1/4" BSPx3/8" BSP M M Adaptor	7	
48	11337	1/4" BSP Dowty Seal	4	
49	12316	1/4" BSP M M Adaptor	4	
50	12350	3/4" BSP M F Swept 90° Adaptor	5	
51				
52				
53	32474	1/4" BSP M F Compact 90° Adaptor	1	
54				
55				
56	27449	1/4" BSP M M M Tee	1	
57	27450	1/4" BSP F F Swivel Adaptor	1	
58				
59	31099	1/4" BSP Mx1/2" BSP F Swivel Adaptor	1	
60				
61	32512	3/4" BSP F M M Tee	2	
62	36229	1/4" Hose Assembly (2500mm)	2	
63	37197	1/4" BSP F M M Tee	3	
64	37199	1/4" BSP M M F Tee	1	
65	37367	1/2" BSP F M M Tee	1	
66				
67	62966	Pipe Clamp	4	

T2 SPARE PARTS**8.2d**

Machines from 2015

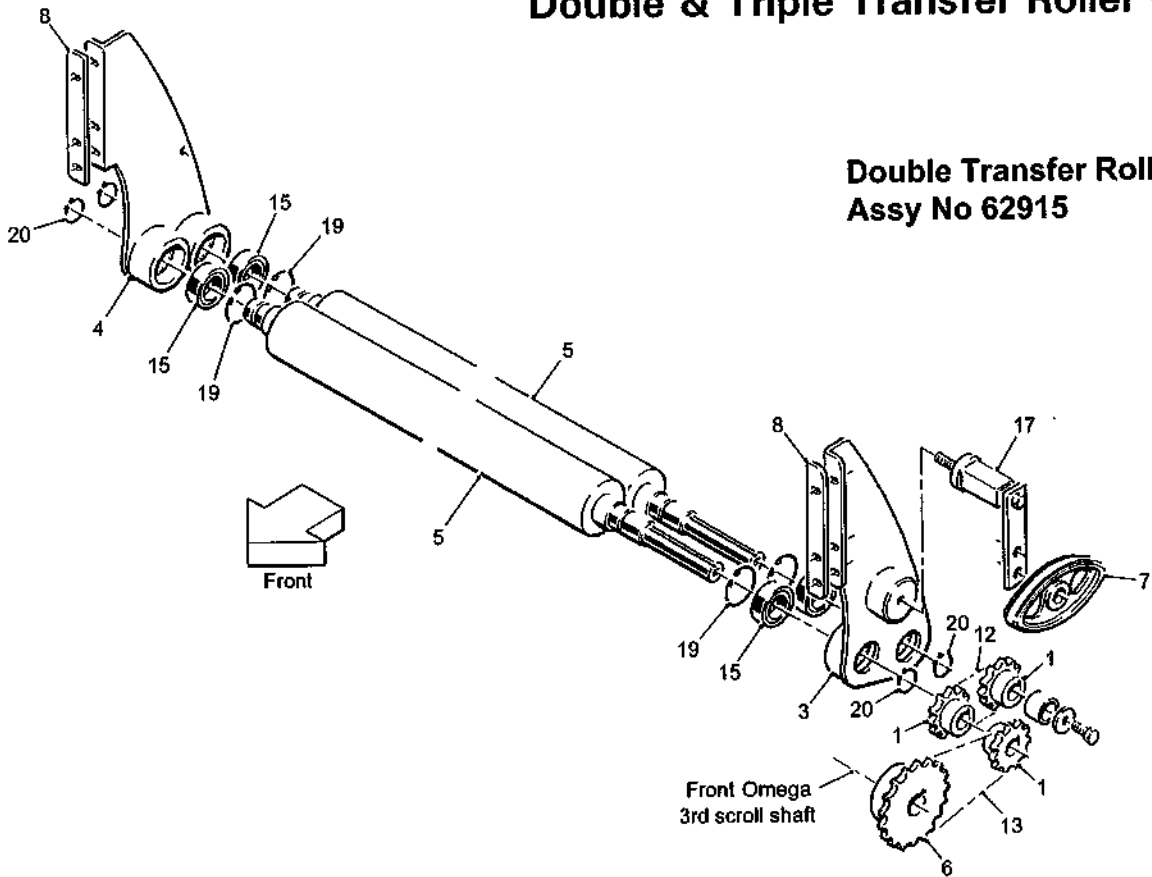
Additional Components for Roller Tables

Item	Part No.	Description	Qty.	Remarks
68	44111	1/4"Hose Assembly (4800mm)	1	
69	44207	M14x1/4"BSP M M Adaptor	3	
70	44208	M14 Dowty Seal	4	
71				
72	46255	1/4"Hose Assembly (3000mm)	1	
73				
74	59107/1	Valve Section (80 Ltr/min)	1	
75				
76	60534	1/4"Hose Assembly (5340mm)	2	
77	60201	1/4"Hose Assembly (1100mm)	2	
78	60699	1/4"Hose Assembly (5200mm)	1	
79	60597	1/4"Hose Assembly (2600mm)	1	
80	60488	3/4"Hose Assembly (1050mm)	2	
81	60750	3/4"Hose Assembly (3000mm)	2	Prior to 2016 was 60681
82	60710	M14 Blanking Plug	1	
83				
84				
85				
86	62464	Valve Plate	1	
86a	62830	Valve Plate	1	
86b	62830A	Valve Plate	1	
87	64041	Pipe Clamp Mount	4	
88				
89	RPS935	Pressure Relief Valve (60 bar)	1	

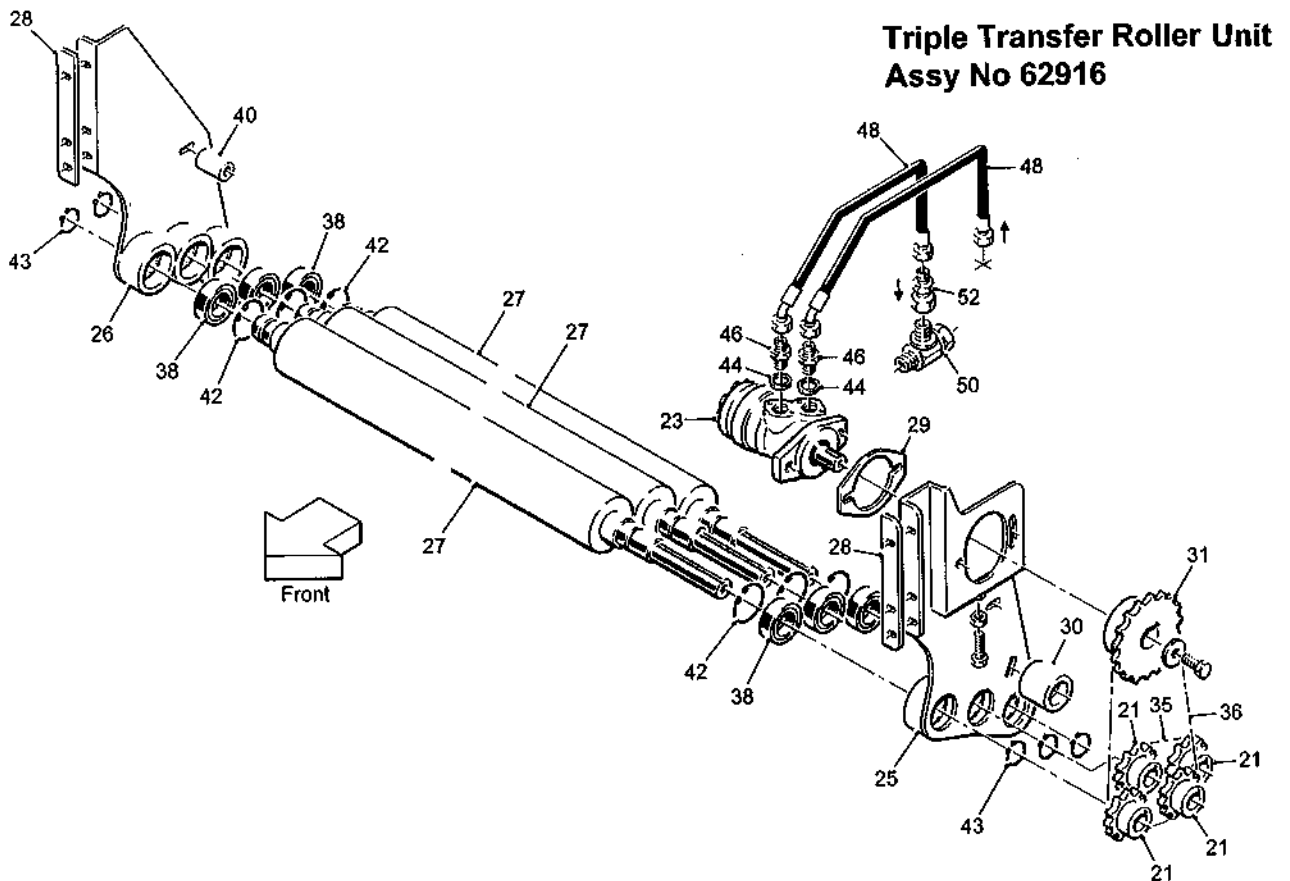


Machines from Serial No T2-168

Double & Triple Transfer Roller Units



T2-SP146



9.1a

T2 SPARE PARTS

Machines from Serial No T2-168

Double & Triple Transfer Roller Units


Item	Part No.	Description	Qty.	Remarks
	62915	Double Transfer Roller Assembly		
		Consists Of:		
1	44610	13T 5/8"Pitch Sprocket	3	
2				
3	62708	LH Roller Mounting	1	
4	62709	RH Roller Mounting	1	
5	62710	Steel Transfer Roller	2	
6	62711	26T 5/8"Pitch Sprocket	1	
7	62712	5/8"Pitch Chain Rider	1	
8	62795/5	5mm Spacer Plate	a/r	
	62795/10	10mm Spacer Plate	a/r	
9				
10				
11				
12	-	5/8"Pitch Drive Chain	1	
13	-	5/8"Pitch Drive Chain	1	
14				
15	60062RS	Bearing	4	
16				
17	RPS568X	Tensioner	1	
18				
19	W0111	Ø55 Internal Circlip	4	
20	W0166	Ø30 External Circlip	4	
	62916	Triple Transfer Roller Assembly		
		Consists Of:		
21	44610	13T 5/8"Pitch Sprocket	4	
22				
23	46855	Hydraulic Motor	1	
24				
25	62708C	LH Roller Mounting	1	
26	62709C	RH Roller Mounting	1	
27	62710	Steel Transfer Roller	3	
28	62795/5	5mm Spacer Plate	a/r	
	62795/10	10mm Spacer Plate	a/r	
29	62832A	Motor Spacer	1	
30	62844C	Chain Tensioner Roller	1	
31	62887	26T 5/8"Pitch Sprocket	1	
32				
33				
34				
35	-	5/8"Pitch Drive Chain	1	
36	-	5/8"Pitch Drive Chain	1	
37				
38	60062RS	Bearing	6	
39				
40	SS025011/050	Steel Spacer	2	
41				
42	W0111	Ø55 Internal Circlip	6	
43	W0166	Ø30 External Circlip	6	

T2 SPARE PARTS**9.1b**

Machines from Serial No T2-168

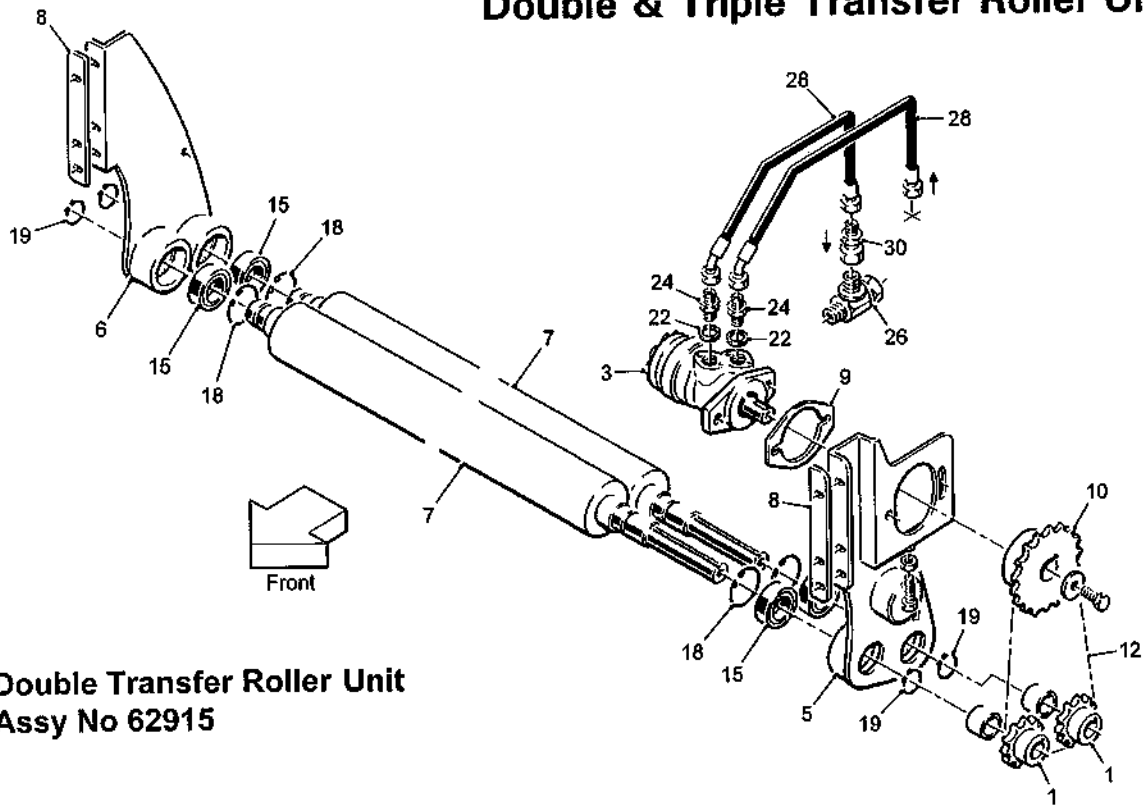
Double & Triple Transfer Roller Units

Item	Part No.	Description	Qty.	Remarks
44	11124	Hydraulic Components Consist Of: 1/2"BSP Dowty Seal	2	
45				
46	12315	1/2"BSP M M Adaptor	2	
47				
48	60714	1/2"Hose Assembly (600mm)	2	
49				
50	32512	3/4"BSP F M M Tee	1	
51				
52	TBMW659	1/2"BSPMx3/4"BSPF Swivel Adaptor	1	



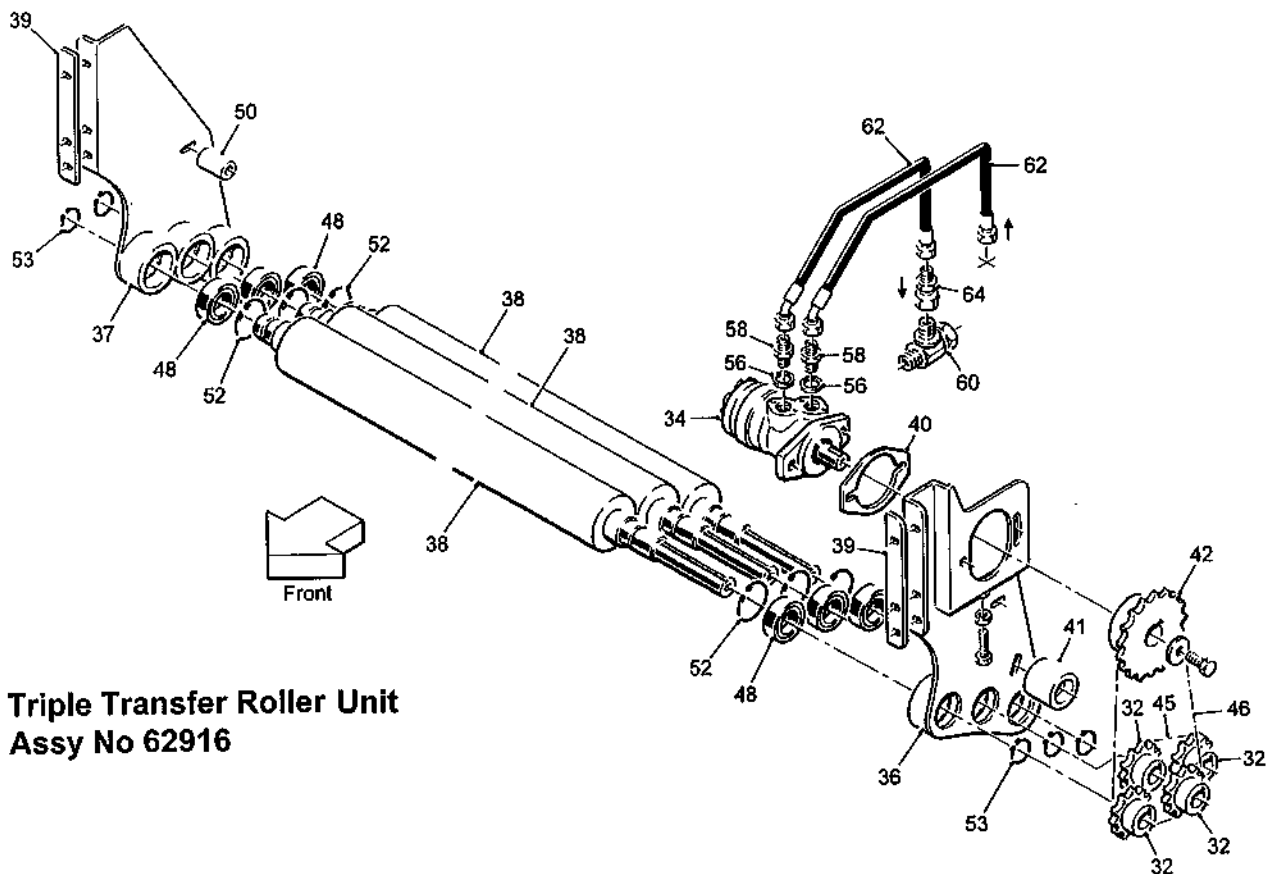
Machines from Serial No T2-171

Double & Triple Transfer Roller Units



Double Transfer Roller Unit
Assy No 62915

T2-SP235



Triple Transfer Roller Unit
Assy No 62916

9.1a

T2 SPARE PARTS

Machines from Serial No T2-171

Double & Triple Transfer Roller Units


Item	Part No.	Description	Qty.	Remarks
	62915	Double Transfer Roller Assembly		
		Consists Of:		
1	44610	13T 5/8"Pitch Sprocket	2	
2				
3	46855	Hydraulic Motor	1	
4				
5	62708	LH Roller Mounting	1	
6	62709	RH Roller Mounting	1	
7	62710	Steel Transfer Roller	2	
8	62795/5	5mm Spacer Plate	a/r	
	62795/10	10mm Spacer Plate	a/r	
9	62832A	Motor Spacer	1	
10	62887	26T 5/8"Pitch Sprocket	1	
11				
12	-	5/8"Pitch Drive Chain	1	
13				
14				
15	60062RS	Bearing	4	
16				
17				
18	W0111	Ø55 Internal Circlip	4	
19	W0166	Ø30 External Circlip	4	
20				
21				
		Hydraulic Components Consistdt Of:		
22	11124	1/2"BSP Dowty Seal	2	
23				
24	12315	1/2"BSP M M Adaptor	2	
25				
26	32512	3/4"BSP F M M Tee	1	
27				
28	60714	1/2"Hose Assembly (600mm)	2	
29				
30	TBMW659	1/2"BSPMx3/4"BSPF Swivel Adaptor	1	
31				
	62916	Triple Transfer Roller Assembly		
		Consists Of:		
32	44610	13T 5/8"Pitch Sprocket	4	
33				
34	46855	Hydraulic Motor	1	
35				
36	62708C	LH Roller Mounting	1	
37	62709C	RH Roller Mounting	1	
38	62710	Steel Transfer Roller	3	
39	62795/5	5mm Spacer Plate	a/r	
	62795/10	10mm Spacer Plate	a/r	
40	62832A	Motor Spacer	1	

T2 SPARE PARTS**9.1b**

Machines from Serial No T2-171

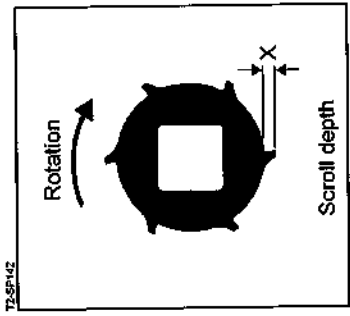
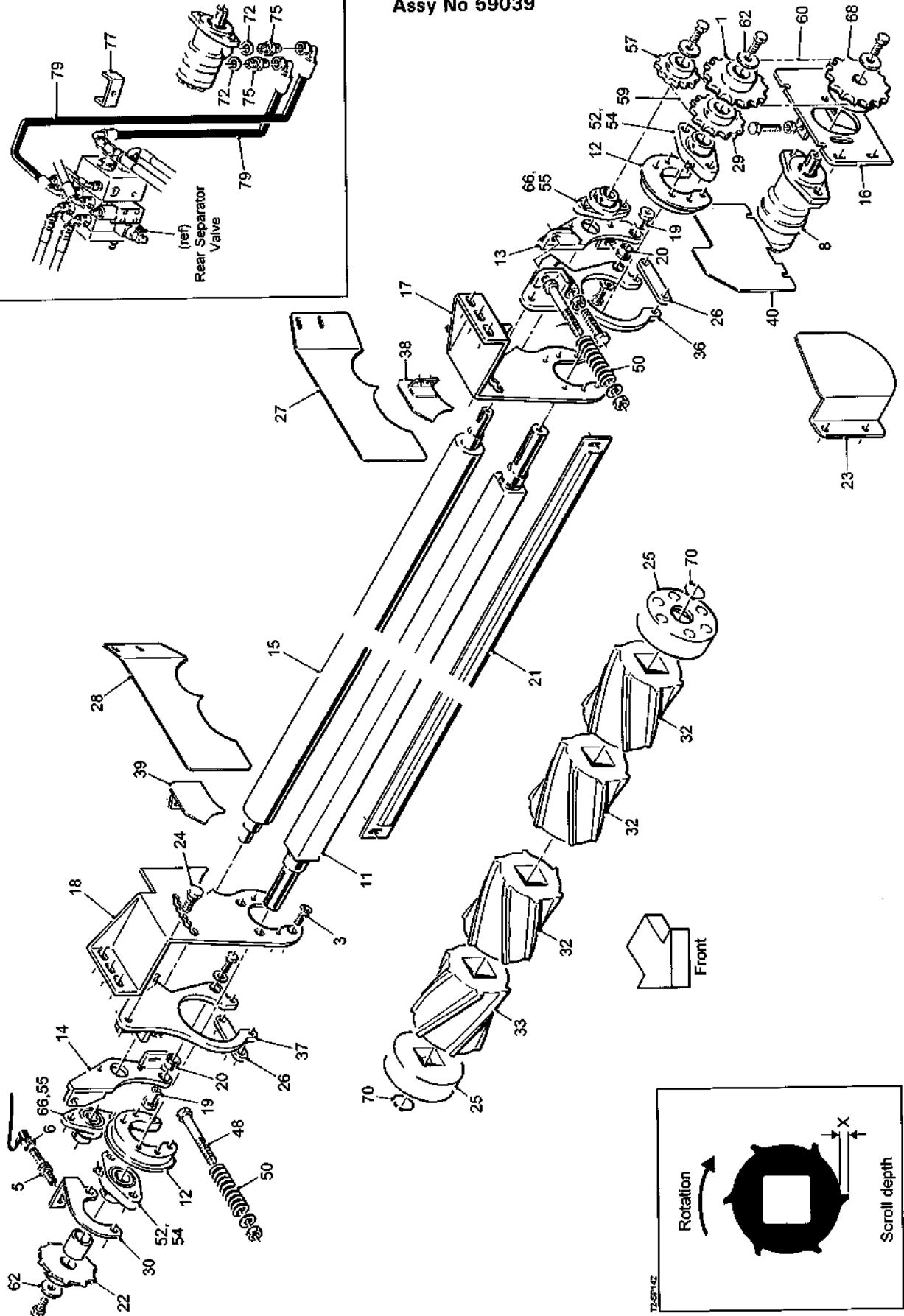
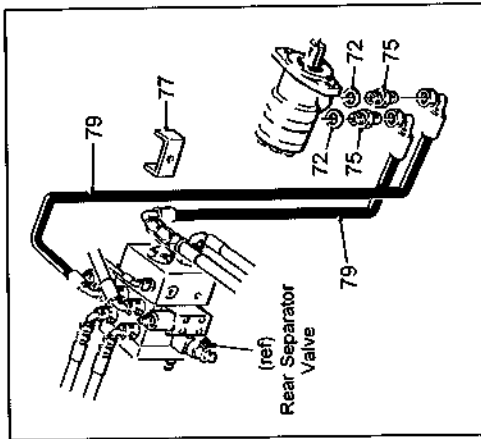
Double & Triple Transfer Roller Units

Item	Part No.	Description	Qty.	Remarks
41	62844C	Chain Tensioner Roller	1	
42	62887	26T 5/8"Pitch Sprocket	1	
43				
44				
45	-	5/8"Pitch Drive Chain	1	
46	-	5/8"Pitch Drive Chain	1	
47				
48	60062RS	Bearing	6	
49				
50	SS025011/050	Steel Spacer	2	
51				
52	W0111	Ø55 Internal Circlip	6	
53	W0166	Ø30 External Circlip	6	
54				
55				
		Hydraulic Components Consist Of:		
56	11124	1/2"BSP Dowty Seal	2	
57				
58	12315	1/2"BSP M M Adaptor	2	
59				
60	32512	3/4"BSP F M M Tee	1	
61				
62	60714	1/2"Hose Assembly (600mm)	2	
63				
64	TBMW659	1/2"BSPMx3/4"BSPF Swivel Adaptor	1	



Machines from Serial No T2-168

OMEGA Transfer Unit (with clod roller) Assy No 59039



9.2a

T2 SPARE PARTS

Machines from Serial No T2-168

OMEGA Transfer Unit (with clod roller)

Assy No 59039


Item	Part No.	Description	Qty.	Remarks
1	11833	21T 3/4"Pitch Sprocket	1	
2				
3	22016010/020	M10x20 CSK Socket Head Screw	8	
4				
5	32037/1	Proximity Sensor	1	
6	32037/4	Sensor Cable (10m)	1	
7				
8	37897	Hydraulic Motor	1	
9				
10				
11	59136/1800	Scroll Shaft	1	
12	59143	Bearing Boss	2	
13	59146	LH Clod Roller Plate	1	
14	59147	RH Clod Roller Plate	1	
15	59156	Steel Clod Roller	1	
16	59157	Motor Plate	1	
17	59160	LH Mounting Plate	1	
18	59161	RH Mounting Plate	1	
19	59162	Pivot Pin	2	
20	59163	Pivot Flange Bush	2	
21	59164	Clod Roller Scraper	1	
22	59277	Sensor Disc	1	
23	59282	Guard	1	
24	59346	Location Bolt	2	
25	59348	End Cap	2	Steel End Cap 59348S
26	59352	Carrier Plate Tie	2	
27	59422A	LH Deflector	1	
28	59423A	RH Deflector	1	
29	59463	18T 3/4"Pitch Sprocket	1	
30	59479	Sensor Bracket	1	
31				
32	59934S	LH Scroll (X = 10mm)	9	Option
	59936S	LH Scroll (X = 6mm)	9	Option
33	59935S	RH Scroll (X = 10mm)	1	Option
	59937S	RH Scroll (X = 6mm)	1	Option
34				
35				
36	62648	LH Carrier Plate	1	
37	62649	RH Carrier Plate	1	
38	62668	LH Deflector Plate (tapered)	1	
39	62669	RH Deflector Plate (tapered)	1	
40	62933	Deflector Plate	1	
41				
42				
43				
44				
45				
46				
47				
48	22012016/140	M16x140 Bolt	2	
49				
50	DW25131	Compression Spring	2	
51				
52	LFTC35A	Bearing	2	

T2 SPARE PARTS**9.2b**

Machines from Serial No T2-168

OMEGA Transfer Unit (with clod roller)**Assy No 59039**

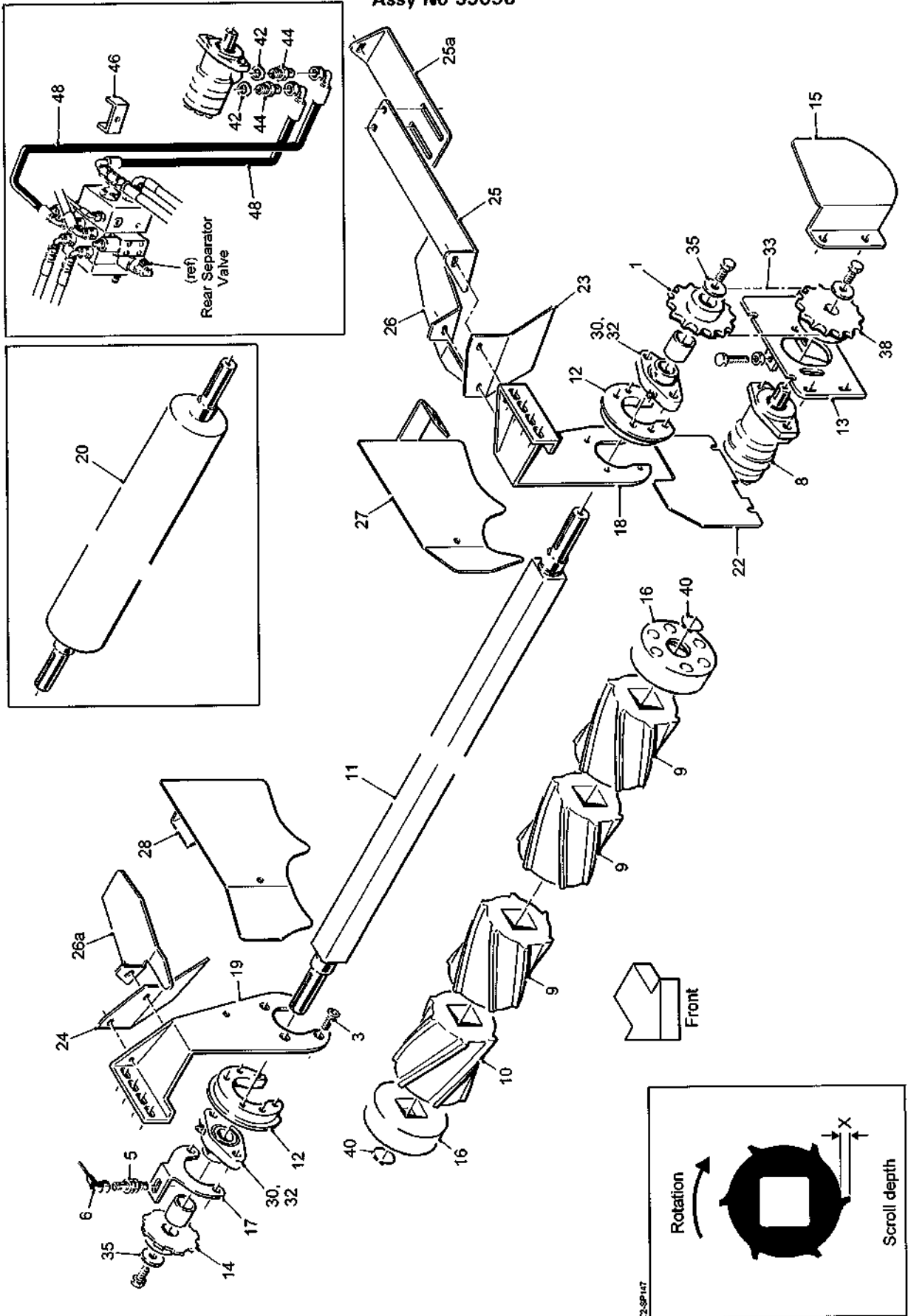
Item	Part No.	Description	Qty.	Remarks
53				
54	RPC648.061001	Grease Nipple 45°	2	
55	RPC648.061002	Grease Nipple 90°	2	
56				
57	RPM182.302746	10T 3/4"Pitch Sprocket	1	
58				
59	RPT732.620026	3/4"Pitch Drive Chain	1	
60	RPT732.620044	3/4"Pitch Drive Chain	1	
61				
62	SS040011/003	Steel Spacer	2	
63				
64				
65				
66	SFT25	Bearing	2	
67				
68	TBMW107	21T 3/4"Pitch Sprocket	1	
69				
70	W0117	Ø45 External Circlip	2	
71				
		Hydraulic Components Consist Of:		
72	11124	1/2"BSP Dowty Seal	2	
73				
74				
75	12315	1/2"BSP M M Adaptor	2	
76				
77	59295	Hose Clamp	1	
78				
79	60425	1/2"Hose Assembly (1800mm)	2	



Machines from Serial No T2-168

OMEGA Transfer Unit (without clod roller)

Assy No 59096



9.3a

T2 SPARE PARTS

Machines from Serial No T2-168

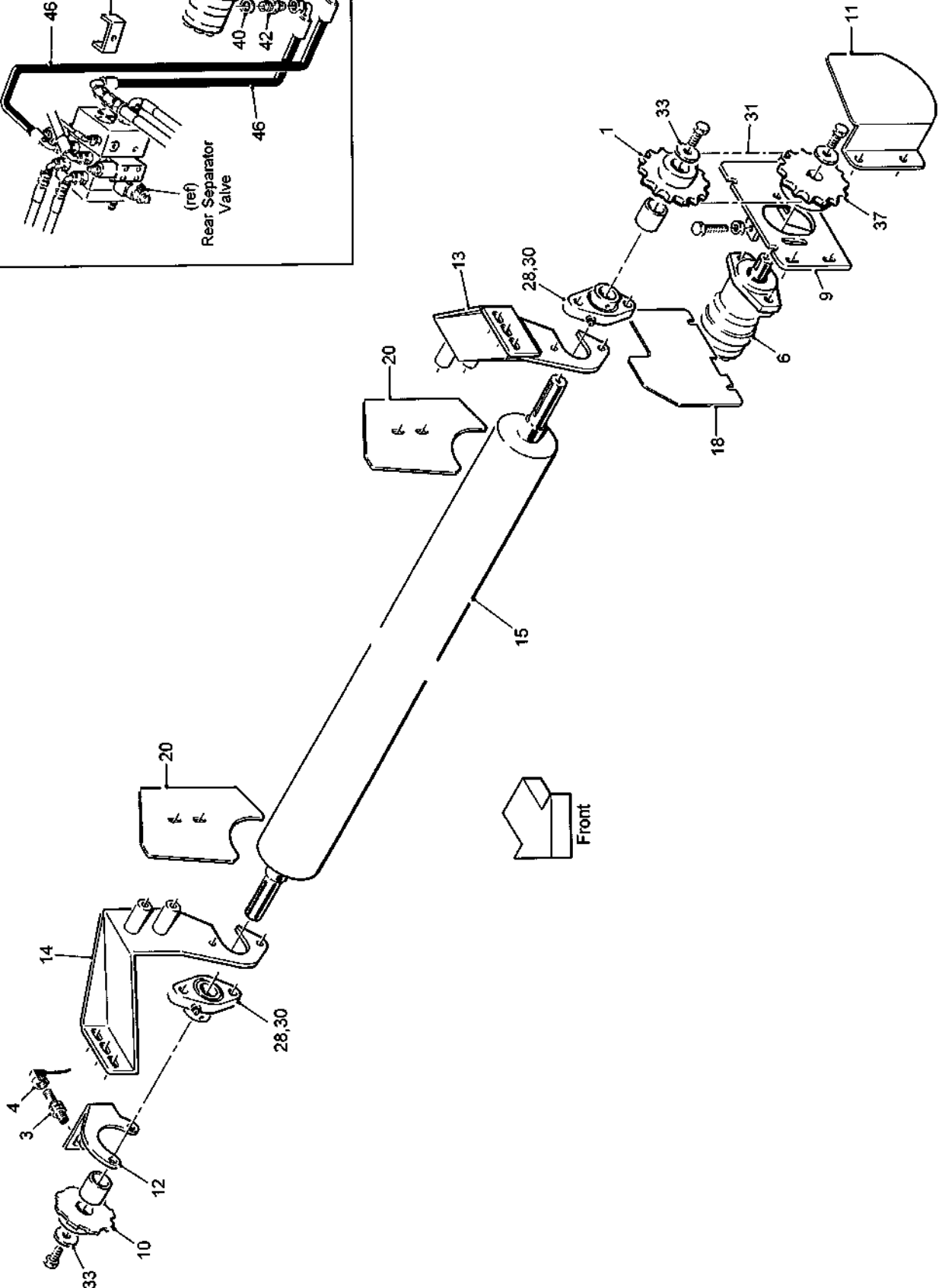
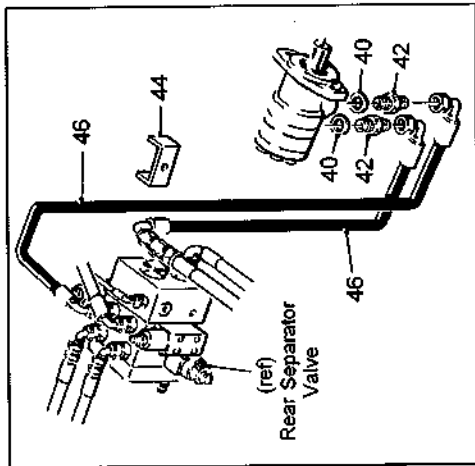
OMEGA Transfer Unit (without clod roller)

Assy No 59096

Item	Part No.	Description	Qty.	Remarks
1	11833	21T 3/4"Pitch Sprocket	1	
2				
3	22016010/020	M10x20 CSK Socket Head Screw	8	
4				
5	32037/1	Proximity Sensor	1	
6	32037/2	Sensor Cable (5m)	1	
7				
8	37897	Hydraulic Motor	1	
9	59934S	LH Scroll (X = 10mm)	1	Option
	59936S	LH Scroll (X = 6mm)	1	Option
10	59935S	RH Scroll (X = 10mm)	9	Option
	59937S	RH Scroll (X = 6mm)	9	Option
11	59136/1800	Scroll Shaft	1	
12	59143	Bearing Boss	2	
13	59157	Motor Plate	1	
14	59277	Sensor Disc	1	
15	59282	Guard	1	
16	59348	End Cap	2	Steel End Cap 59348S
17	59479B	Sensor Bracket	1	
18	59703	LH Mounting Plate	1	
19	59704	RH Mounting Plate	1	
20	59848	Ø141 Steel Transfer Roller	1	Optional
21				
22	62933	Deflector Plate	1	
23	62972	LH Guard	1	
24	62973	RH Guard	1	
25	64175	Front Infill Plate	1	
25a	64176	Rear Infill Plate	1	
26	64177	LH Infill Plate	1	
26a	64178	RH Infill Plate	1	
27	64026L	LH Deflector Panel	1	
28	64026R	RH Deflector Panel	1	
29				
30	LFTC35A	Bearing	2	
31				
32	RPC648.061001	Grease Nipple 45°	2	
33	RPT732.620048	3/4"Pitch Drive Chain	1	Part No was RPT732.620044
34				
35	SS040011/003	Steel Spacer	2	
36				
37				
38	TBMW107	21T 3/4"Pitch Sprocket	1	
39				
40	W0117	Ø45 External Circlip	2	
		Hydraulic Components Consist Of:		
42	11124	1/2"BSP Dowty Seal	2	
43				
44	12315	1/2"BSP M M Adaptor	2	
45				
46	59295	Hose Clamp	1	
47				
48	60425	1/2"Hose Assembly (1800mm)	2	

Machines from Serial No T2-168

Steel Transfer Roller Unit Assy No 59096C



9.4a**T2 SPARE PARTS**

Machines from Serial No T2-168

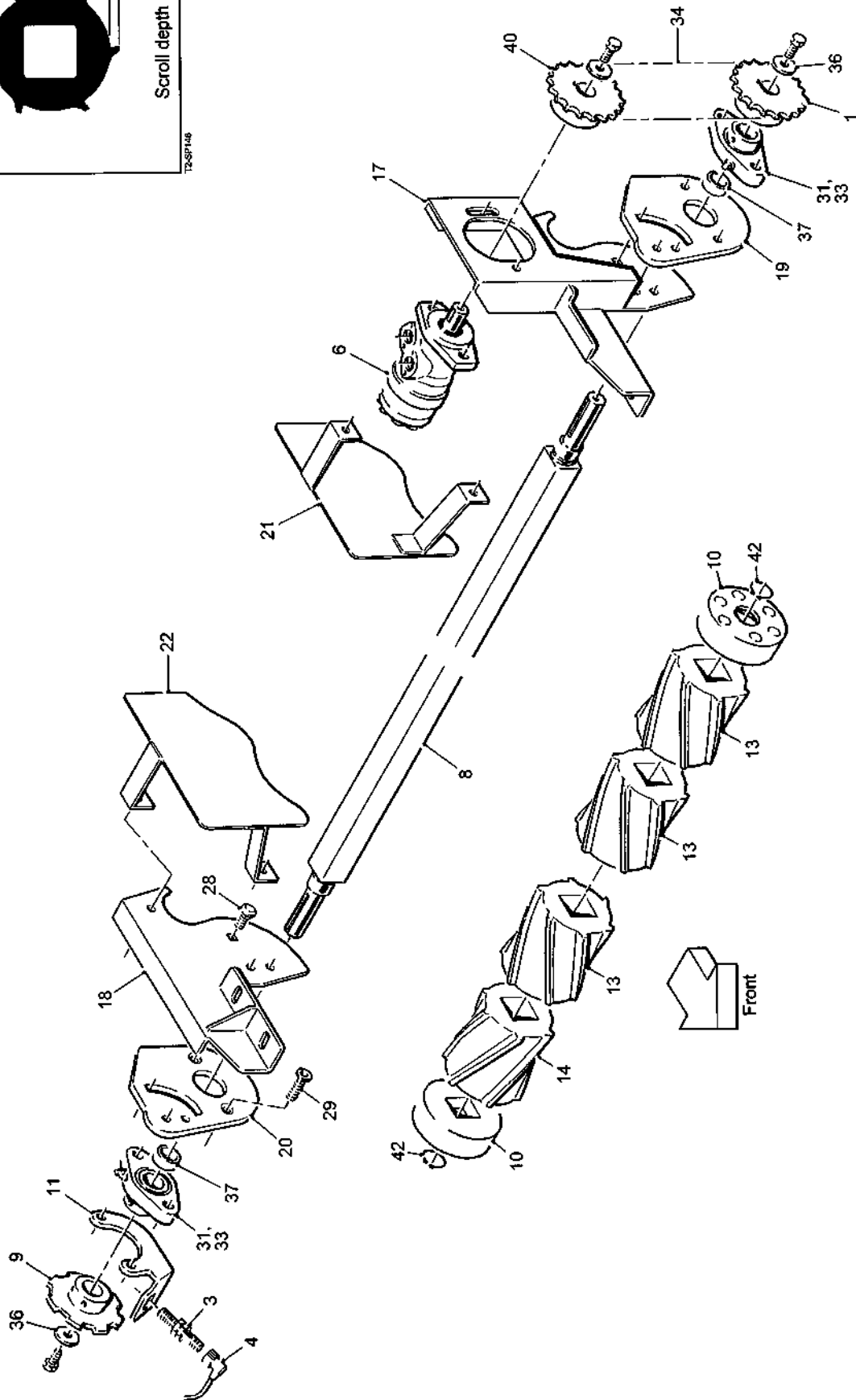
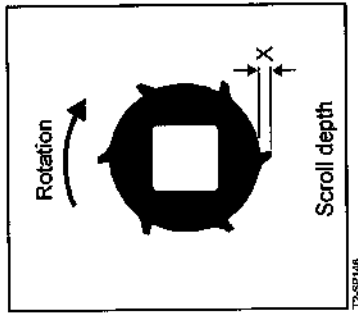
Steel Transfer Roller Unit

Assy No 59096C

Item	Part No.	Description	Qty.	Remarks
1	11833	21T 3/4"Pitch Sprocket	1	
2				
3	32037/1	Proximity Sensor	1	
4	32037/2	Sensor Cable (5m)	1	
5				
6	37897	Hydraulic Motor	1	
7				
8				
9	59157	Motor Plate	1	
10	59277	Sensor Disc	1	
11	59282	Guard	1	
12	59479A	Sensor Bracket	1	
13	59703B	LH Mounting Plate	1	
14	59704B	RH Mounting Plate	1	
15	59848B	Ø141 Steel Transfer Roller	1	
16				
17				
18	62933	Deflector Plate	1	
19				
20	64004	Stainless Steel Panel	1	
21				
22				
23				
24				
25				
26				
27				
28	LFTC35A	Bearing	2	
29				
30	RPC648.061001	Grease Nipple 45°	2	
31	RPT732.620044	3/4"Pitch Drive Chain	1	
32				
33	SS040011/003	Steel Spacer	2	
34				
35				
36				
37	TBMW107	21T 3/4"Pitch Sprocket	1	
38				
39				
40	11124	Hydraulic Components Consist Of: 1/2"BSP Dowty Seal	2	
41				
42	12315	1/2"BSP M M Adaptor	2	
43				
44	59295	Hose Clamp	1	
45				
46	60425	1/2"Hose Assembly (1800mm)	2	

Machines from Serial No T2-168

OMEGA Transfer Unit (mounted to roller table) Assy No 62763



9.5a

T2 SPARE PARTS

Machines from Serial No T2-168

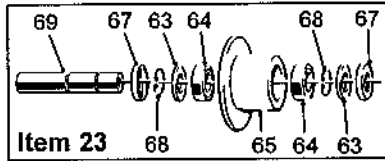
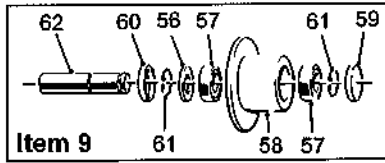
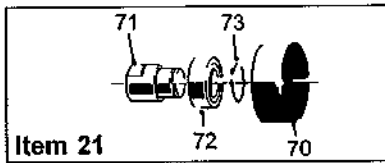
OMEGA Transfer Unit (mounted to roller table)

Assy No 62763

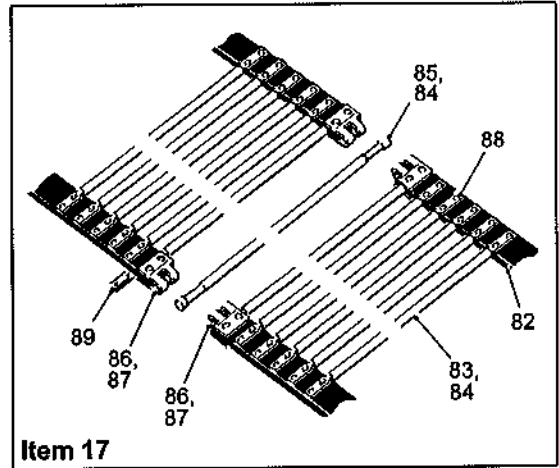
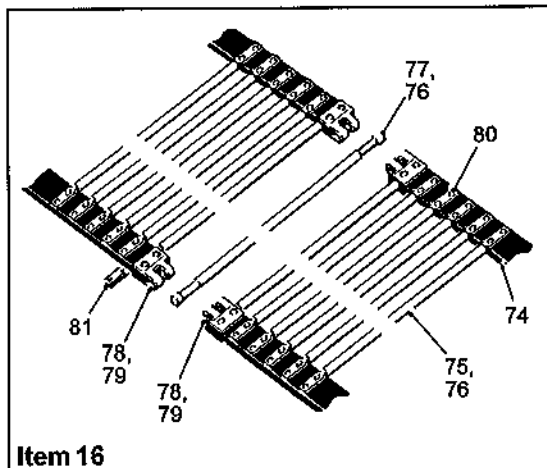
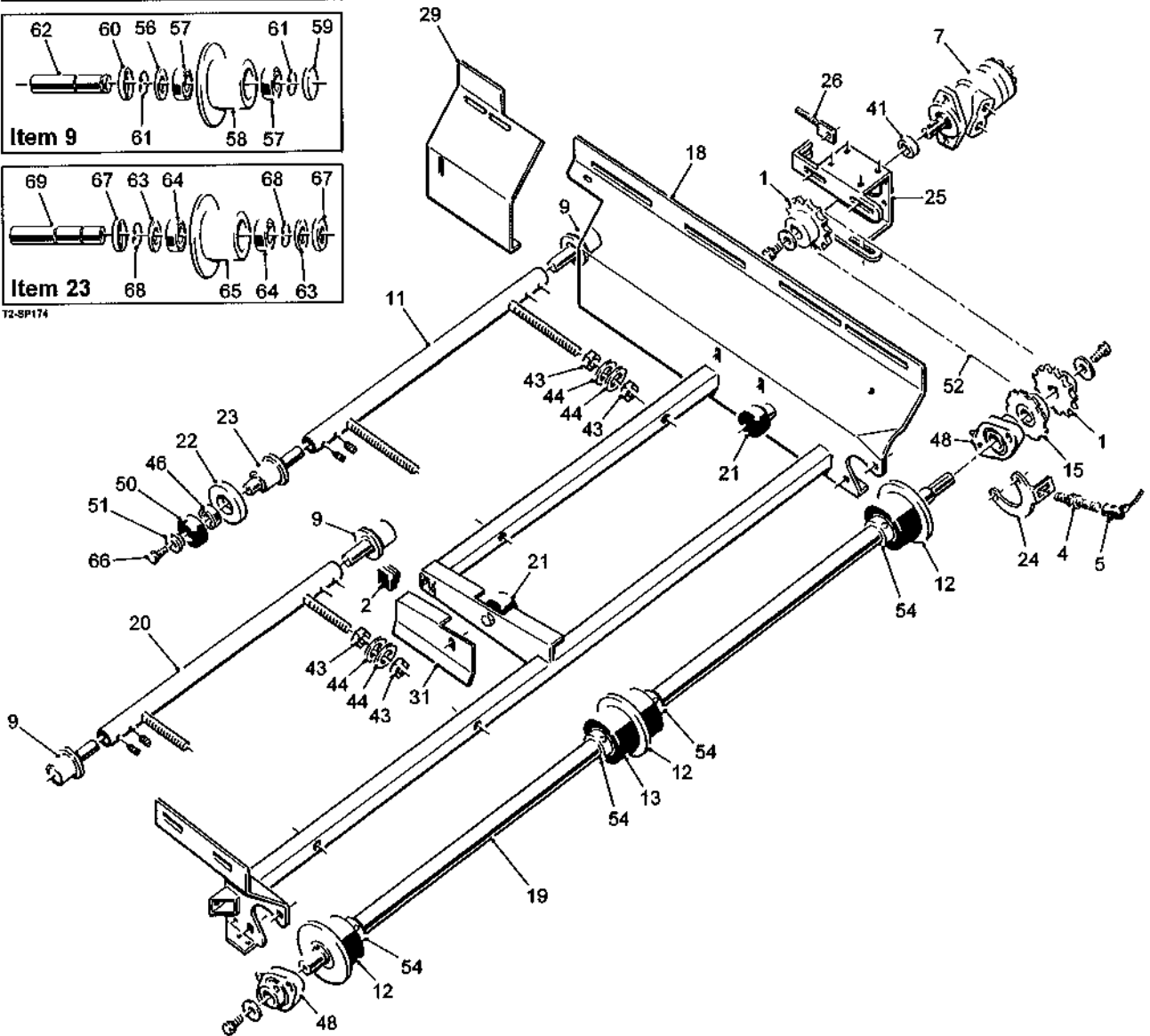
Item	Part No.	Description	Qty.	Remarks
1	11833	21T 3/4"Pitch Sprocket	1	
2				
3	32037/1	Proximity Sensor	1	
4	32037/2	Sensor Cable (5m)	1	
5				
6	37897	Hydraulic Motor	1	
7				
8	59136/1800	Scroll Shaft	1	
9	59277	Sensor Disc	1	
10	59348	End Cap	2	Steel End Cap 59348S
11	59479	Sensor Bracket	1	
12				
13	59934S	LH Scroll (X = 10mm)	9	
	59936S	LH Scroll (X = 6mm)	9	
14	59935S	RH Scroll (X = 10mm)	1	
	59937S	RH Scroll (X = 6mm)	1	
15				
16			1	
17	62768	LH Support Plate	1	
18	62769	RH Support Plate	1	
19	62770	LH Mounting Plate	1	
20	62771	RH Mounting Plate	1	
21	62772	LH Stainless Steel Panel	1	
22	62773	RH Stainless Steel Panel		
23				
24				
25				
26				
27				
28	22014012/030	M12x30 Cup Square Bolt	2	
29	22016010/050	M10x50 CSK Socket Head Screw	4	
30				
31	LFTC35A	Bearing	2	
32				
33	RPC648.061001	M6x45°Grease Nipple	2	
34	RPT732.6200-	3/4"Pitch Drive Chain	1	
35				
36	SS040011/003	Steel Spacer	2	
37	SS042036/015	Steel Spacer	2	
38				
39				
40	TBMW107	21T 3/4"Pitch Sprocket	1	
41				
42	W0117	Ø45 External Circlip	2	

Machines from Serial No T2-168

Spreader Web Unit (for 1125mm elevator) Assy No 59022



T2-SP174



10.1a

T2 SPARE PARTS

Machines from Serial No T2-168

Spreader Web Unit (for 1125mm elevator)

Assy No 59022


Item	Part No.	Description	Qty.	Remarks
1	27135	17T 3/4"Pitch Sprocket	2	
2	27159	40x40 Plastic Insert	3	
3				
4	32037/1	Proximity Sensor	1	
5	32037/4	Sensor Cable (10m)	1	
6				
7	46855	Hydraulic Motor	1	
8				
9	51666	Roller Assembly	3	(see list at end)
10				
11	56229	Roller Mounting(long thread)	1	
12	56230	Flanged Drive Roller	3	
13	56231	Plain Drive Roller	1	
14				
15	59151A	Sensor Disc	1	
16	59212	Short Web Assembly	1	(see list at end)
17	59213	Long Web Assembly	1	(see list at end)
18	59219	Spreader Frame	1	
19	59220	Drive Shaft	1	
20	59221	Roller Mounting (short thread)	1	
21	59222	Roller Assembly	2	(see list at end)
22	59323	Nylon Guard Roller	1	
23	59324A	Roller Assembly	1	(see list at end)
24	59512	Sensor Bracket	1	
25	59663	Motor Mounting	1	
26	59677	Chain Adjuster	1	
27				
28				
29	62930	Web Side Infill	1	
30				
31	64054	Stone Deflector	1	
32				
33				
34				
35				
36				
37				
38				
39				
40				
41	SS035026/018	Steel Spacer	1	
42				
43	22029020	M20 Full Nut	8	
44	22046020	M20 Flat Washer	8	
45				
46	60052RS	Bearing	1	
47				
48	LFTC35A	Bearing	2	
49				
50	RPC700.300666	Rubber End Cap	1	
51	RPC700.300667	Spigot Washer	1	
52	RPT732.620042	3/4"Pitch Drive Chain	1	
53				
54	ST41M	Ø40 Locking Collar	4	
55				

T2 SPARE PARTS**10.1b**

Machines from Serial No T2-168

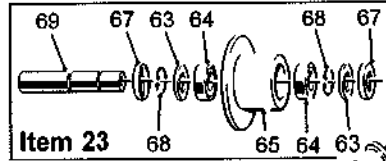
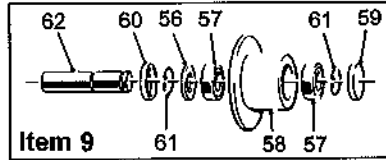
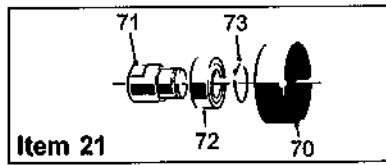
Spreader Web Unit (for 1125mm elevator)**Assy No 59022**

Item	Part No.	Description	Qty.	Remarks
	51666	Roller Assembly Consists Of:		
56	0000300504	Felt Seal	1	
57	6005RS	Bearing	2	
58	46398	Flanged Steel Roller	1	
59	PH407	Seal	1	
60	PH408	Seal	1	
61	PS843	Ø25 External Circlip	2	
62	51664	Roller Spindle	1	
	59324A	Roller Assembly Consists Of:		
63	0000300504	Felt Seal	2	
64	6005RS	Bearing	2	
65	46398	Flanged Steel Roller	1	
66	22125010/030	M10x30 LH Thread Setscrew	1	
67	PH408	Seal	2	
68	PS843	Ø25 External Circlip	2	
69	59322A	Roller Spindle (LH thread)	1	
	59222	Roller Assembly Consists Of:		
70	0000301601	Roller	1	
71	59223	Spindle	1	
72	6204RS	Bearing	1	
73	12298	Circlip	1	
	59212	Short Web Assembly Consists Of:		
74	59212/1	Web Belt	2	
75	56232/1	Web Rod	25	
76	56232/2	Rod Cover	26	
77	56232/4	Joining Rod	1	
78	51301/3	'F' Type Joiner (2 hole)	4	
79	DIN661 5x25	Ø5x25 Rivet	8	
80	DIN661 5x22	Ø5x22 Rivet	100	
81	46849/2	Clamp Plate	44	
	59213	Long Web Assembly Consists Of:		
82	59213/1	Web Belt	2	
83	56232/1	Web Rod	51	
84	56232/2	Rod Cover	52	
85	56232/4	Joining Rod	1	
86	51301/3	'F' Type Joiner (2 hole)	4	
87	DIN661 5x25	Ø5x25 Rivet	8	
88	DIN661 5x22	Ø5x22 Rivet	204	
89	46849/2	Clamp Plate	102	

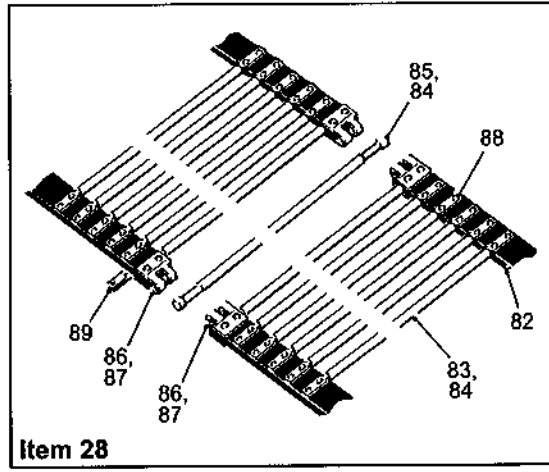
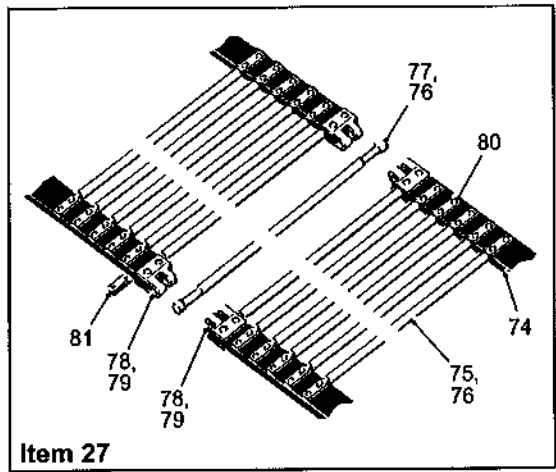
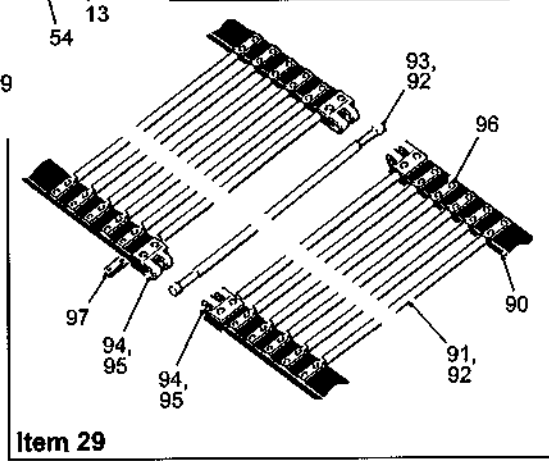
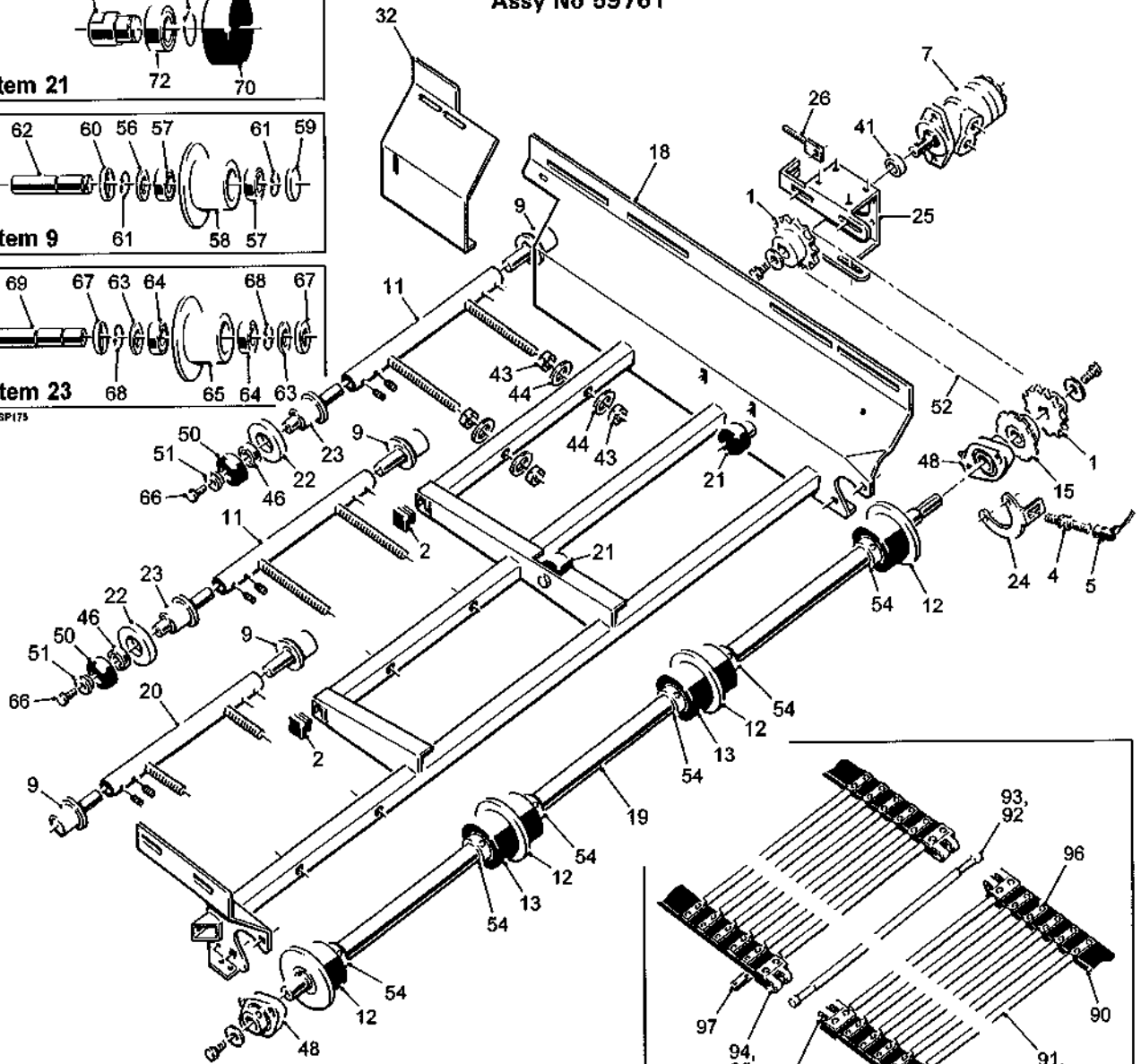


Machines from Serial No T2-168

Spreader Web Unit (for 1300mm elevator) Assy No 59761



T2-SP175



10.2a**T2 SPARE PARTS**

Machines from Serial No T2-168

Spreader Web Unit (for 1300mm elevator)**Assy No 59761**

Item	Part No.	Description	Qty.	Remarks
1	27135	17T 3/4"Pitch Sprocket	2	
2	27159	40x40 Plastic Insert	5	
3				
4	32037/1	Proximity Sensor	1	
5	32037/4	Sensor Cable (10m)	1	
6				
7	46855	Hydraulic Motor	1	
8				
9	51666	Roller Assembly	3	(see list at end)
10				
11	59764	Roller Mounting(long thread)	2	
12	56230	Flanged Drive Roller	4	
13	56231	Plain Drive Roller	2	
14				
15	59151A	Sensor Disc	1	
16				
17				
18	59762	Spreader Frame	1	
19	59763	Drive Shaft	1	
20	59765	Roller Mounting (short thread)	1	
21	59222	Roller Assembly	2	(see list at end)
22	59323	Nylon Guard Roller	2	
23	59324A	Roller Assembly	2	(see list at end)
24	59512	Sensor Bracket	1	
25	59663	Motor Mounting	1	
26	59677	Chain Adjuster	1	
27	59758	Short Web Assembly	1	(see list at end)
28	59759	Intermediate Web Assembly	1	(see list at end)
29	59760	Long Web Assembly	1	(see list at end)
30				
31				
32	62930	Web Side Infill	1	
33				
34				
35				
36				
37				
38				
39				
40				
41	SS035026/018	Steel Spacer	1	
42				
43	22029020	M20 Full Nut	12	
44	22046020	M20 Flat Washer	12	
45				
46	60052RS	Bearing	2	
47				
48	LFTC35A	Bearing	2	
49				
50	RPC700.300666	Rubber End Cap	2	
51	RPC700.300667	Spigot Washer	2	
52	RPT732.620042	3/4"Pitch Drive Chain	1	
53				
54	ST41M	Ø40 Locking Collar	4	
55				

T2 SPARE PARTS**10.2b**

Machines from Serial No T2-168

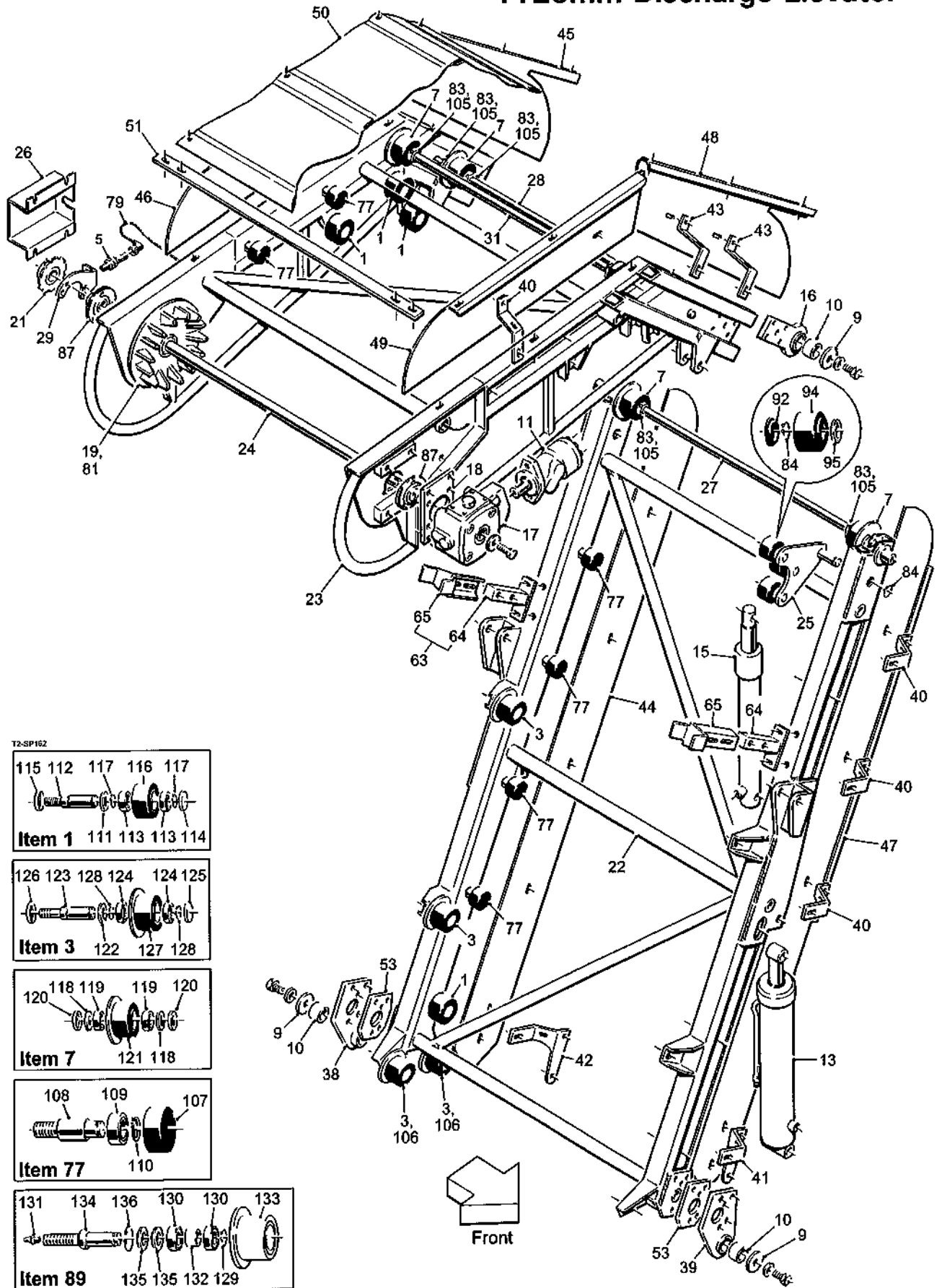
Spreader Web Unit (for 1300mm elevator)**Assy No 59761**

Item	Part No.	Description	Qty.	Remarks
	51666	Roller Assembly Consists Of:		
56	0000300504	Felt Seal	1	
57	6005RS	Bearing	2	
58	46398	Flanged Steel Roller	1	
59	PH407	Seal	1	
60	PH408	Seal	1	
61	PS843	Ø25 External Circlip	2	
62	51664	Roller Spindle	1	
	59324A	Roller Assembly Consists Of:		
63	0000300504	Felt Seal	2	
64	6005RS	Bearing	2	
65	46398	Flanged Steel Roller	1	
66	22125010/030	M10x30 LH Thread Setscrew	1	
67	PH408	Seal	2	
68	PS843	Ø25 External Circlip	2	
69	59322A	Roller Spindle (LH thread)	1	
	59222	Roller Assembly Consists Of:		
70	0000301601	Roller	1	
71	59223	Spindle	1	
72	6204RS	Bearing	1	
73	12298	Circlip	1	
	59758	Short Web Assy Consists Of:		
74	59758/3	Web Belt	2	
75	59758/1	Web Rod	25	
76	59758/2	Rod Cover	26	
77	59758/4	Joining Rod	1	
78	51301/3	'F' Type Joiner (2 hole)	4	
79	DIN661 5x25	Ø5x25 Rivet	8	
80	DIN661 5x22	Ø5x22 Rivet	92	
81	46849/2	Clamp Plate	46	
	59759	Intermediate Web Assy Consists Of:		
82	59759/3	Web Belt	2	
83	59758/1	Web Rod	45	
84	59758/2	Rod Cover	46	
85	59758/4	Joining Rod	1	
86	51301/3	'F' Type Joiner (2 hole)	4	
87	DIN661 5x25	Ø5x25 Rivet	8	
88	DIN661 5x22	Ø5x22 Rivet	172	
89	46849/2	Clamp Plate	86	
	59760	Long Web Assy Consists Of:		
90	59760/3	Web Belt	2	
91	59758/1	Web Rod	64	
92	59758/2	Rod Cover	65	
93	59758/4	Joining Rod	1	
94	51301/3	'F' Type Joiner (2 hole)	4	
95	DIN661 5x25	Ø5x25 Rivet	8	
96	DIN661 5x22	Ø5x22 Rivet	248	
97	46849/2	Clamp Plate	124	



Machines from Serial No T2-168

1125mm Discharge Elevator

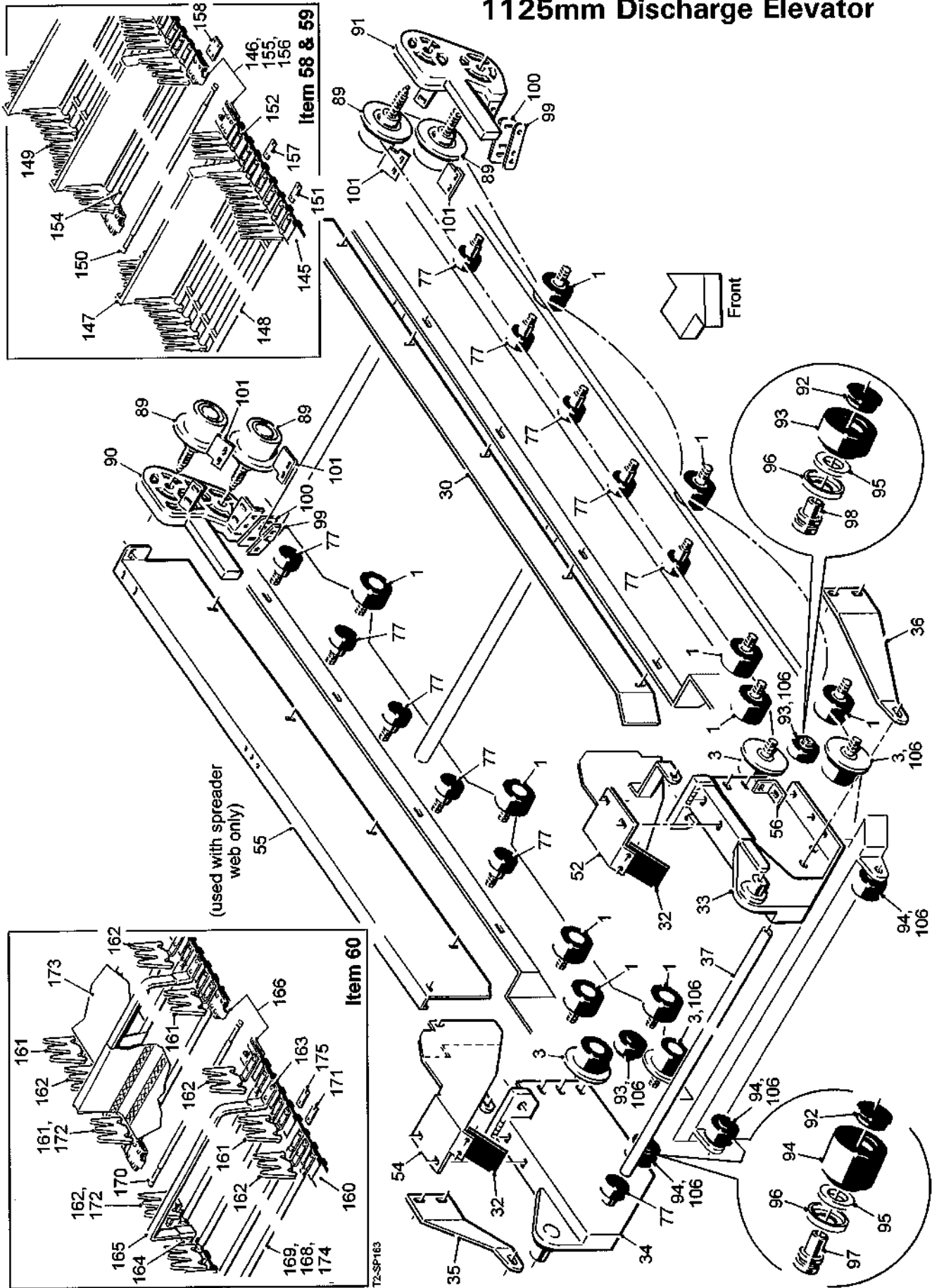


10.4a

T2 SPARE PARTS

Machines from Serial No T2-168

1125mm Discharge Elevator



Machines from Serial No T2-168

1125mm Discharge Elevator

Item	Part No.	Description	Qty.	Remarks
1	19356	Roller Assembly	18	(see list at end)
2				
3	12506	Roller Assembly	12	(see list at end)
4				
5	32037/1	Proximity Sensor	1	
6				
7	32720	Roller Assembly	6	(see list at end)
8				
9	46196	Pivot Retainer	4	
10	46379	Nylon Bush	4	
11	46855RP	Hydraulic Motor (rear port)	1	
12				
13	51044	Hydraulic Ram	2	
14				
15	56256	Hydraulic Ram	2	
16	56591	Top Pivot Plate	2	
17	56641	Gearbox Assembly	1	
18	56656	Reaction Plate	1	
19	56798	Drive Sprocket	2	For soft drop web
	56884	Drive Sprocket	2	For standard & salad crop webs
20				
21	59151	Sensor Disc	1	
22	59228	Elevator Centre Frame (1125mm)	1	
23	59229	Elevator Top Section (1125mm)	1	
24	59230	Drive Shaft	1	
25	59244	Roller Bracket	2	
26	59313	Sensor Guard	1	
27	59315	Tie Bar	1	
28	59330	Tie Bar	1	
29	59364	Sensor Bracket	1	
30	59415	Front Deflector	1	
31	59419	Tie Bar	1	
32	59436	Rubber Flap	2	
33	59653	Elevator Front Mounting	1	
34	59654	Elevator Rear Mounting	1	
35	59655	Rear Brace	1	
36	59656	Front Brace	1	
37	59657	Ø40 Tie Bar	1	
38	59658	Bottom Pivot Plate	1	
39	59659	Bottom Pivot Plate	1	
40	59573	Panel Mounting Bracket (short)	12	
41	59573A	Front Panel Mounting Bracket	1	
42	59573B	Rear Panel Mounting Bracket	1	Not used with windrowkit
43	59574	Panel Mounting Bracket (long)	4	
44	59575	Rear Lower Side Panel	1	
45	59576	Rear Middle Side Panel	1	
46	59577	Rear Top Side Panel	1	Not used with windrowkit
47	59578	Front Lower Side Panel	1	
48	59579	Front Middle Side Panel	1	
49	59580	Front Top Side Panel	1	
50	59610	Elevator Cover (1125mm)	1	
51	59611	Cover Support	5	
52	59668	Front Elevator Web Side	1	
53	59766	10mm Spacer Plate	2	4mm use 59766/4

10.4c

T2 SPARE PARTS

Machines from Serial No T2-168

1125mm Discharge Elevator

Item	Part No.	Description	Qty.	Remarks
54	59669	Rear Elevator Web Side	1	Used with spreader web
	59671	Rear Elevator Web Side	1	Used with picking table
55	59672	Rear Deflector	1	Used with spreader web only
56	59933	Angle Bracket	2	
57				
58	59332	Standard Web Assy (1125mm)	1	Option (see list at end)
59	59332A	Salad Crop Web Assy (1125m)	1	Option (see list at end)
60	59027	Soft-Drop Web Assy (1125mm)	1	Option (see list at end)
61				
62				
63	62950	Elevator Support Complete	2	
64	62950A	Support Base	2	
65	62950B	Support Plate	2	
66				
67				
68				
69				
70				
71				
72				
73				
74				
75				
76				
77	0000301600	Roller Assembly	24	(see list at end)
78				
79	JK63720/5	Sensor Cable (15m)	1	
80				
81	HER09681A	Taperlock Bush	2	
82				
83	PS488M	Ø25 Stop Coller	8	
84	PS843	Ø25 External Circlip	8	
85				
86				
87	RAY35	Bearing	2	
88				
89	RPA510.309022	Roller Assembly	4	(see list at end)
90	RPA610.308647	Roller Mounting	1	
91	RPA610.308648	Roller Mounting	1	
92	RPC620.303070	Cap	12	
93	RPC700.300227	Ø75 Roller c/w Bearing	2	
94	RPC700.300148	Ø75 Roller c/w Bearings	10	
95	RPGM070.00446	Felt Seal	12	
96	RPGM089.00565	Roller Shield	6	
97	RPM180.303071	Roller Bush	4	
98	RPM180.300308	Roller Spindle	2	
99	RPM256.300133	Clamp Strip	2	
100	RPW240.300992	Perspex Scraper	2	
101	RPW240.310380	Scraper	4	
102				
103				
104				
105	SS050026/002	Steel Spacer	12	
106	SS030017/025	Steel Spacer	a/r	

T2 SPARE PARTS**10.4d**

Machines from Serial No T2-168

1125mm Discharge Elevator

Item	Part No.	Description	Qty.	Remarks
	0000301600	Roller Assembly Consists Of:		
107	0000301601	Roller	1	
108	0000301602	Spindle	1	
109	6204RS	Bearing	1	
110	12298	Circlip	1	
	19356	Roller Assembly Consists Of:		
111	0000300504	Felt Seal	1	
112	11265	Spindle	1	
113	6005RS	Bearing	2	
114	PH407	Seal	1	
115	PH408	Seal	1	
116	PH77AR	Plain Roller	1	
117	PS843	Circlip	2	
	32720	Roller Assembly Consists Of:		
118	0000300504	Felt Seal	2	
119	6005RS	Bearing	2	
120	PH408	Seal	2	
121	PH51AR	Flanged Roller	1	
	12506	Roller Assembly Consists Of:		
122	0000300504	Felt Seal	1	
123	11265	Spindle	1	
124	6005RS	Bearing	2	
125	PH407	Seal	1	
126	PH408	Seal	1	
127	PH51AR	Flanged Roller	1	
128	PS843	Circlip	2	
	RPA510.309022	Roller Assembly Consists Of:		
129	12298	Circlip	1	
130	6204	Bearing	2	
131	RPC648.061000	M6 Straight Grease Nipple	1	
132	RPGM060.00416	Spacer	1	
133	RPM156.300677	Flanged Roller	1	
134	RPM180.309021	Spindle	1	
135	RPS210.002042	Metal Seal	2	
136	W0113	Circlip	1	

10.4e

T2 SPARE PARTS

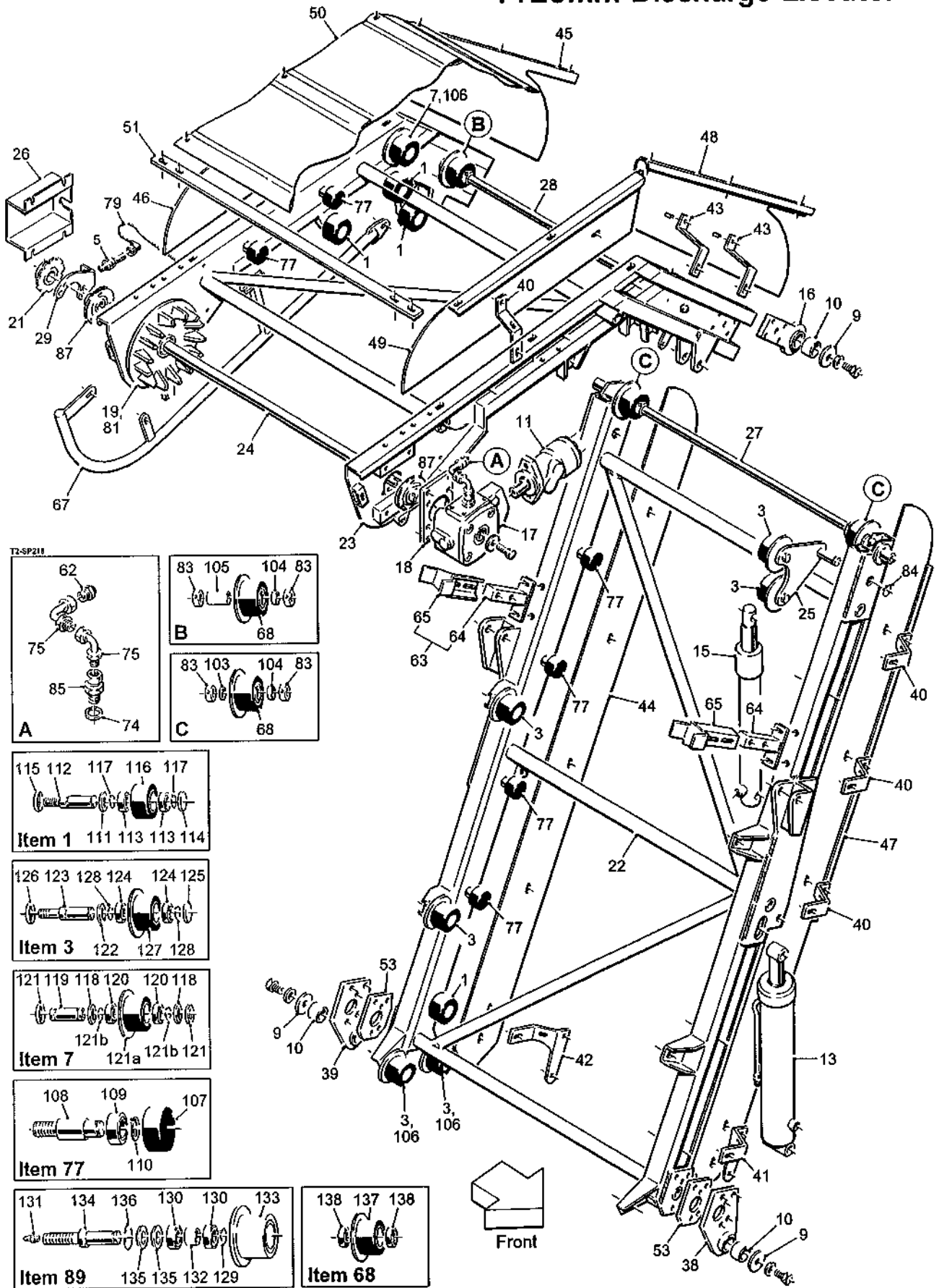
Machines from Serial No T2-168

1125mm Discharge Elevator

Item	Part No.	Description	Qty.	Remarks
	59332	Standard Web Assembly Consists Of:		
145	59332/1	Web Belt	2	
146	56825/2	Joiner Set	2	
147	59332/2	Flight Moulding	66	
148	59332/3A	5 Web Bar Section	66	
149	56825/5	Side Finger Moulding	132	
150	59332/6	Joining Rod	1	
151	46847/4	Backing Plate (for web bars)	792	
152	RPF240.160250	Ø6x25 Rivet	1584	
153				
154	59332/3	Bar Moulding	4	
155	22012006/035	M6x35 Hex Head Bolt	8	
156	22012008/035	M8x35 Hex Head Bolt	8	
157	56825/9	Backing Plate (for flights)	132	
158	56825/10	Backing Plate (4 hole tapped)	4	
159				
	59332A	Salad Crop Web Assy Consists Of:		
145	59332/1	Outer Web Belt	2	
146	56825/2	Joiner Set	3	
147	59332/2	Flight Moulding	65	
148	59332A/3	Ø30 Web Bar Moulding	326	
149	56825/5	Side Finger Moulding	130	
150	59332/6	Joining Rod	1	
151	-	Backing Plate	a/r	
152	-	Rivet	a/r	
153	59332A/1	Centre Web Belt	1	(not shown)
	59027	Soft-Drop Web Assembly Consists Of:		
160	59027/1	Web Belt	2	
161	59111	Side Finger (outer)	128	
162	59111L	Side Finger (inner)	128	
163	RPS83/5	LH Flight Socket	64	
164	RPS83/6	RH Flight Socket	64	
165	-	Web Flight	64	
166	RPS83/9	Joiner Set	2 pairs	
167	RPS83/13	Drop-away Link	2	(not shown)
168	-	Ø16 PVC Sleeve	197	
169	-	Steel Web Rod	197	
170	RPS83/18	Joining Rod	1	
171	44237/14	Backing Plate (M6 tapped holes)	256	
172	22016006/013	M6x13 CSK Screw	1056	
173	-	Sheet	1	
174	-	Rivet	788	
175	-	Backing Plate (plain holes)	394	

Machines from 2016

1125mm Discharge Elevator

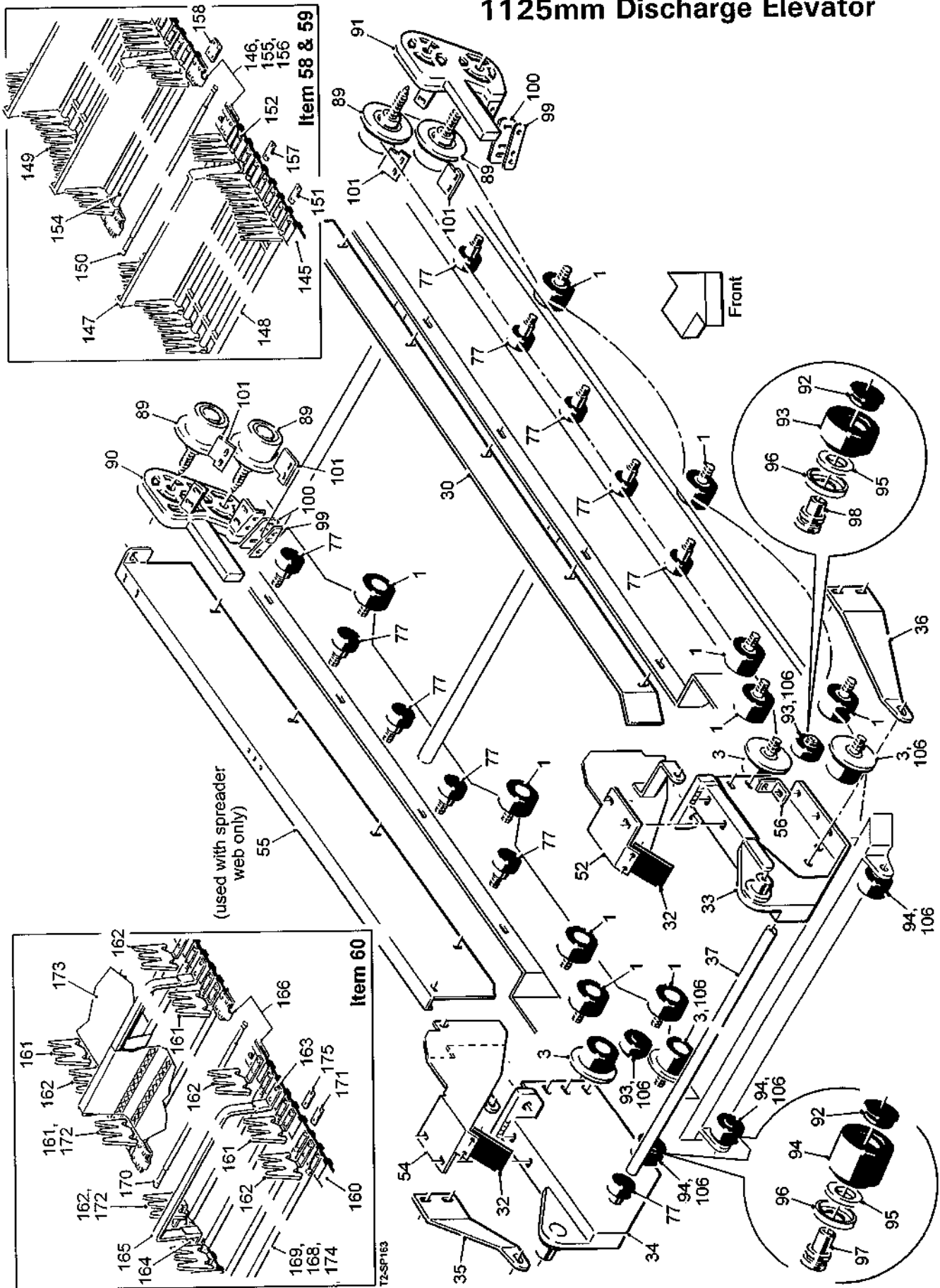


10.4a

T2 SPARE PARTS

Machines from 2016

1125mm Discharge Elevator



Machines from 2016

1125mm Discharge Elevator

Item	Part No.	Description	Qty.	Remarks
1	19356	Roller Assembly	18	(see list at end)
2				
3	12506	Roller Assembly	16	(see list at end)
4				
5	32037/1	Proximity Sensor	1	
6				
7	47083	Roller Assembly	2	(see list at end)
8				
9	46196	Pivot Retainer	4	
10	46379	Nylon Bush	4	
11	46855RP	Hydraulic Motor (rear port)	1	
12				
13	51044	Hydraulic Ram	2	
14				
15	56256	Hydraulic Ram	2	
16	56591	Top Pivot Plate	2	
17	56641	Gearbox Assembly	1	
18	56656	Reaction Plate	1	
19	56798	Drive Sprocket	2	For soft drop web
	56884	Drive Sprocket	2	For standard & salad crop webs
20				
21	59151	Sensor Disc	1	
22	59228	Elevator Centre Frame (1125mm)	1	
23	64179	Elevator Top Section (1125mm)	1	
24	59230	Drive Shaft	1	
25	59244A	Roller Bracket	2	
26	59313	Sensor Guard	1	
27	59315	Tie Bar	1	
28	59330	Tie Bar	1	
29	59364	Sensor Bracket	1	
30	59415	Front Deflector	1	
31				
32	59436	Rubber Flap	2	
33	59653	Elevator Front Mounting	1	
34	59654	Elevator Rear Mounting	1	
35	59655	Rear Brace	1	
36	59656	Front Brace	1	
37	59657	Ø40 Tie Bar	1	
38	59658	Bottom Pivot Plate	1	
39	59659	Bottom Pivot Plate	1	
40	59573	Panel Mounting Bracket (short)	12	
41	59573A	Front Panel Mounting Bracket	1	
42	59573B	Rear Panel Mounting Bracket	1	Not used with windrowkit
43	59574	Panel Mounting Bracket (long)	4	
44	59575	Rear Lower Side Panel	1	
45	59576	Rear Middle Side Panel	1	
46	59577	Rear Top Side Panel	1	Not used with windrowkit
47	59578	Front Lower Side Panel	1	
48	59579	Front Middle Side Panel	1	
49	59580	Front Top Side Panel	1	
50	59610	Elevator Cover (1125mm)	1	
51	59611	Cover Support	5	
52	59668	Front Elevator Web Side	1	
53	59766	10mm Spacer Plate	2	4mm use 59766/4

10.4c

T2 SPARE PARTS

Machines from 2016

1125mm Discharge Elevator

Item	Part No.	Description	Qty.	Remarks
54	59669	Rear Elevator Web Side	1	Used with spreader web
	59671	Rear Elevator Web Side	1	Used with picking table
55	59672	Rear Deflector	1	Used with spreader web only
56	59933	Angle Bracket	2	
57				
58	59332	Standard Web Assy (1125mm)	1	Option (see list at end)
59	59332A	Salad Crop Web Assy (1125m)	1	Option (see list at end)
60	59027	Soft-Drop Web Assy (1125mm)	1	Option (see list at end)
61				
62	60370	1/4" BSP Breather	1	
63	62950	Elevator Support Complete	2	
64	62950A	Support Base	2	
65	62950B	Support Plate	2	
66				
67	64180	Guard Rail	2	
68	64257	Roller Assembly	4	(see list at end)
69				
70				
71				
72				
73				
74	11124	1/2" BSP Dowty Seal	1	
75	12378	1/4" BSP M F Swept 90° Adaptor	2	
76				
77	0000301600	Roller Assembly	24	(see list at end)
78				
79	JK63720/5	Sensor Cable (15m)	1	
80				
81	HER09681A	Taperlock Bush	2	
82				
83	PS488M	Ø25 Locking Collar	8	
84	PS843	Ø25 External Circlip	2	
85	51588	1/2" BSP M x 1/4" BSP F Swivel Adaptor	1	
86				
87	RAY35	Bearing	2	
88				
89	RPA510.309022	Roller Assembly	4	(see list at end)
90	RPA610.308647	Roller Mounting	1	
91	RPA610.308648	Roller Mounting	1	
92	RPC620.303070	Cap	8	
93	RPC700.300227	Ø75 Roller c/w Bearing	2	
94	RPC700.300148	Ø75 Roller c/w Bearings	2	
95	RPGM070.00446	Felt Seal	8	
96	RPGM089.00565	Roller Shield	6	
97	RPM180.303071	Roller Bush	4	
98	RPM180.300308	Roller Spindle	2	
99	RPM256.300133	Clamp Strip	2	
100	RPW240.300992	Perspex Scraper	2	
101	RPW240.310380	Scraper	4	
102				
103	SS030026/005	Steel Spacer	2	
104	SS030026/010	Steel Spacer	4	
105	SS030026/072	Steel Spacer	2	
106	SS030017/025	Steel Spacer	a/r	

T2 SPARE PARTS

10.4d

Machines from 2016

1125mm Discharge Elevator

Item	Part No.	Description	Qty.	Remarks
107	0000301600	Roller Assembly Consists Of:		
	0000301601	Roller	1	
108	0000301602	Spindle	1	
109	6204RS	Bearing	1	
110	12298	Circlip	1	
	19356	Roller Assembly Consists Of:		
111	0000300504	Felt Seal	1	
112	11265	Spindle	1	
113	6005RS	Bearing	2	
114	PH407	Seal	1	
115	PH408	Seal	1	
116	PH77AR	Plain Roller	1	
117	PS843	Circlip	2	
	47083	Roller Assembly Consists Of:		
118	0000300504	Felt Seal	2	
119	47141	Roller Spindle	1	
120	6005RS	Bearing	2	
121	PH408	Seal	2	
121a	PH51AR	Flanged Roller	1	
121b	PS843	Circlip	2	
	12506	Roller Assembly Consists Of:		
122	0000300504	Felt Seal	1	
123	11265	Spindle	1	
124	6005RS	Bearing	2	
125	PH407	Seal	1	
126	PH408	Seal	1	
127	PH51AR	Flanged Roller	1	
128	PS843	Circlip	2	
	RPA510.309022	Roller Assembly Consists Of:		
129	12298	Circlip	1	
130	6204	Bearing	2	
131	RPC648.061000	M6 Straight Grease Nipple	1	
132	RPGM060.00416	Spacer	1	
133	RPM156.300677	Flanged Roller	1	
134	RPM180.309021	Spindle	1	
135	RPS210.002042	Metal Seal	2	
136	W0113	Circlip	1	
	64257	Roller Assembly Consists Of:		
137	PH51AR	Flanged Roller	1	
138	6005RS	Bearing	2	

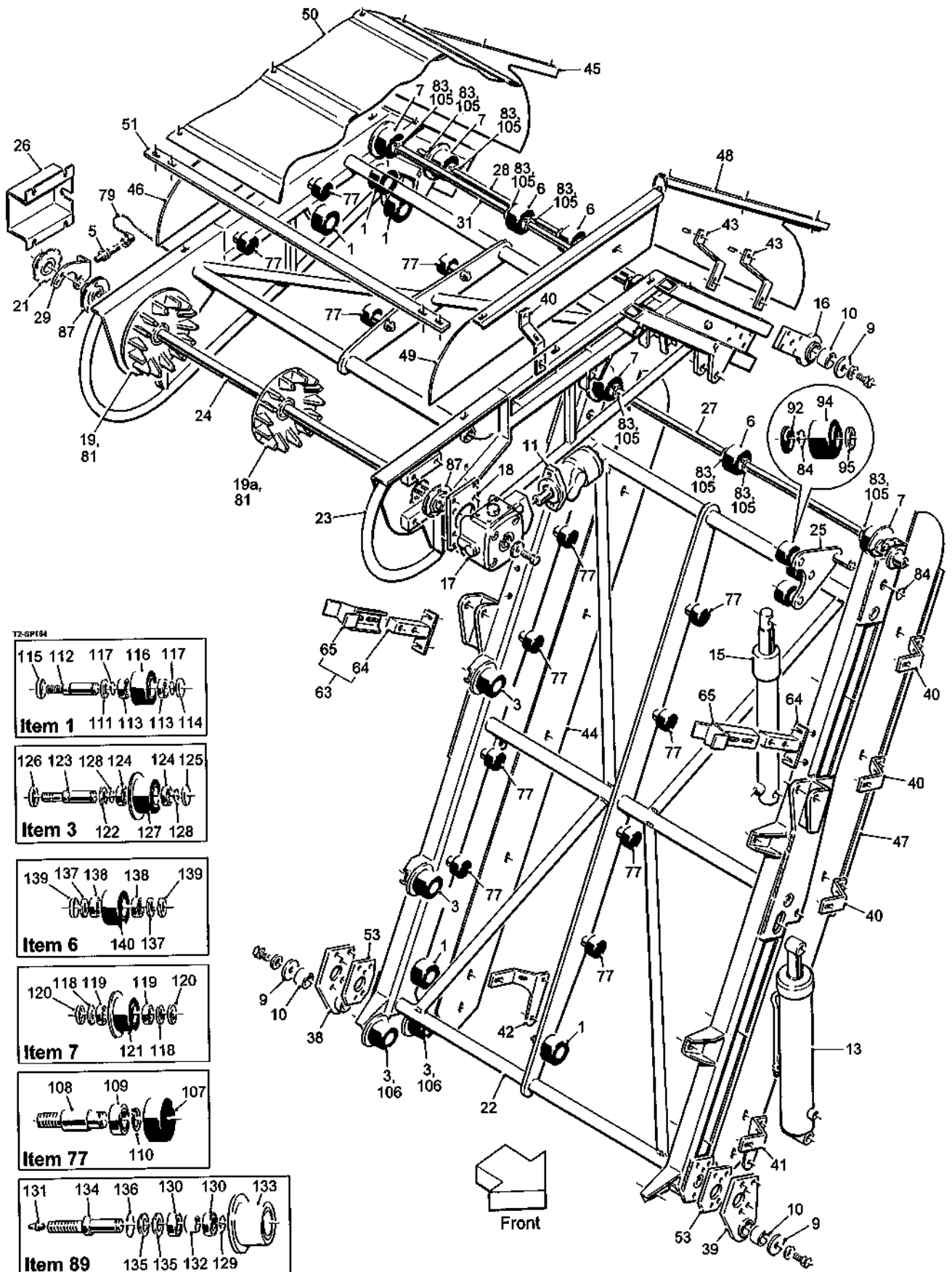
Machines from 2016

1125mm Discharge Elevator

Item	Part No.	Description	Qty.	Remarks
	59332	Standard Web Assembly Consists Of:		
145	59332/1	Web Belt	2	
146	56825/2	Joiner Set	2	
147	59332/2	Flight Moulding	66	
148	59332/3A	5 Web Bar Section	66	
149	56825/5	Side Finger Moulding	132	
150	59332/6	Joining Rod	1	
151	46847/4	Backing Plate (for web bars)	792	
152	RPF240.160250	Ø6x25 Rivet	1584	
153				
154	59332/3	Bar Moulding	4	
155	22012006/035	M6x35 Hex Head Bolt	8	
156	22012008/035	M8x35 Hex Head Bolt	8	
157	56825/9	Backing Plate (for flights)	132	
158	56825/10	Backing Plate (4 hole tapped)	4	
159				
	59332A	Salad Crop Web Assy Consists Of:		
145	59332/1	Outer Web Belt	2	
146	56825/2	Joiner Set	3	
147	59332/2	Flight Moulding	65	
148	59332A/3	Ø30 Web Bar Moulding	326	
149	56825/5	Side Finger Moulding	130	
150	59332/6	Joining Rod	1	
151	-	Backing Plate	a/r	
152	-	Rivet	a/r	
153	59332A/1	Centre Web Belt	1	(not shown)
	59027	Soft-Drop Web Assembly Consists Of:		
160	59027/1	Web Belt	2	
161	59111	Side Finger (outer)	128	
162	59111L	Side Finger (inner)	128	
163	RPS83/5	LH Flight Socket	64	
164	RPS83/6	RH Flight Socket	64	
165	59027/2	Web Flight	64	
166	RPS83/9	Joiner Set	2 pairs	
167	RPS83/13	Drop-away Link	2	(not shown)
168	-	Ø16 PVC Sleeve	197	
169	-	Steel Web Rod	197	
170	RPS83/18	Joining Rod	1	
171	44237/14	Backing Plate (M6 tapped holes)	256	
172	22016006/013	M6x13 CSK Screw	1056	
173	-	Sheet	1	
174	-	Rivet	788	
175	-	Backing Plate (plain holes)	394	

Machines from Serial No T2-168

1300mm Discharge Elevator

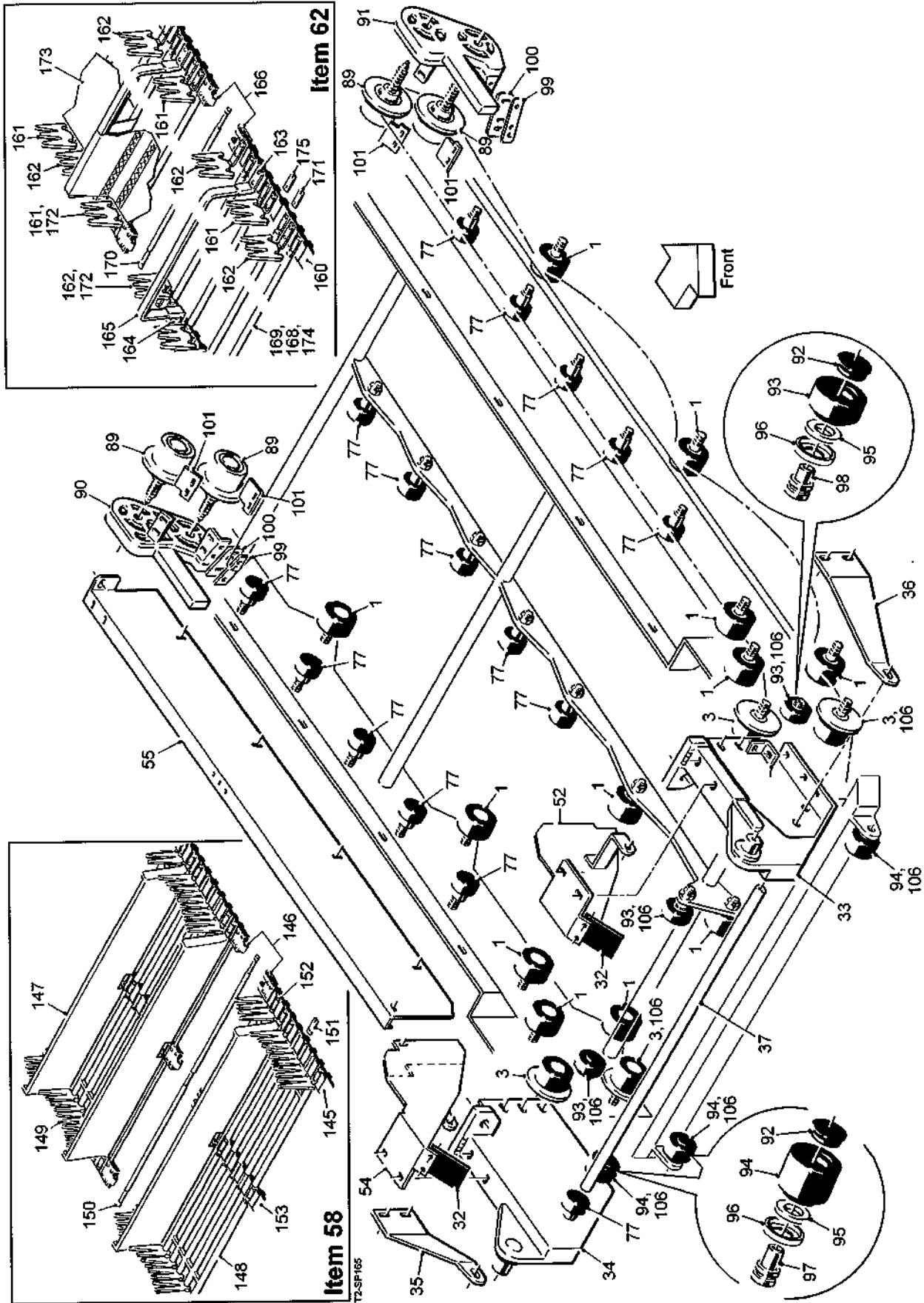


10.5a

T2 SPARE PARTS

Machines from Serial No T2-168

1300mm Discharge Elevator



T2 SPARE PARTS**10.5b**

Machines from Serial No T2-168

1300mm Discharge Elevator

Item	Part No.	Description	Qty.	Remarks
1	19356	Roller Assembly	21	(see list at end)
2				
3	12506	Roller Assembly	12	(see list at end)
4				
5	32037/1	Proximity Sensor	1	
6	32719	Roller Assembly	3	(see list at end)
7	32720	Roller Assembly	6	(see list at end)
8				
9	46196	Pivot Retainer	4	
10	46379	Nylon Bush	4	
11	46855RP	Hydraulic Motor (rear port)	1	
12				
13	51044	Hydraulic Ram	2	
14				
15	56256	Hydraulic Ram	2	
16	56591	Top Pivot Plate	2	
17	56641	Gearbox Assembly	1	
18	56656	Reaction Plate	1	
19	56884	Drive Sprocket	2	
19a	56885	Centre Drive Sprocket	1	
20				
21	59151	Sensor Disc	1	
22	59228W	Elevator Centre Frame (1300mm)	1	
23	59229W	Elevator Top Section (1300mm)	1	
24	59791	Drive Shaft	1	
25	59244	Roller Bracket	2	
26	59313	Sensor Guard	1	
27	59786	Tie Bar	1	
28	59788	Tie Bar	1	
29	59364	Sensor Bracket	1	
30	59415	Front Deflector	1	
31	59787	Tie Bar	1	
32	59436	Rubber Flap	2	
33	59653	Elevator Front Mounting	1	
34	59654	Elevator Rear Mounting	1	
35	59655	Rear Brace	1	
36	59656	Front Brace	1	
37	59789	Ø40 Tie Bar	1	
38	59658	Bottom Pivot Plate	1	
39	59659	Bottom Pivot Plate	1	
40	59573	Panel Mounting Bracket (short)	12	
41	59573A	Front Panel Mounting Bracket	1	
42	59573B	Rear Panel Mounting Bracket	1	Not used with windrowkit
43	59574	Panel Mounting Bracket (long)	4	
44	59575	Rear Lower Side Panel	1	
45	59576	Rear Middle Side Panel	1	
46	59577	Rear Top Side Panel	1	Not used with windrowkit
47	59578	Front Lower Side Panel	1	
48	59579	Front Middle Side Panel	1	
49	59580	Front Top Side Panel	1	
50	59782	Elevator Cover (1300mm)	1	
51	59790	Cover Support	5	
52	59668	Front Elevator Web Side	1	
53	59766	10mm Spacer Plate	2	4mm use 59766/4

Machines from Serial No T2-168

1300mm Discharge Elevator

Item	Part No.	Description	Qty.	Remarks
54	59669	Rear Elevator Web Side	1	Used with spreader web
	59671	Rear Elevator Web Side	1	Used with picking table
55	59672	Rear Deflector	1	Used with spreader web only
56	59933	Angle Bracket	2	
57				
58	59756	Standard Web Assy (1300mm)	1	(see list at end)
59				
60				
61				
62	62760	Soft-Drop Web Assy (1300mm)	1	(see list at end)
63	62950	Elevator Support Complete	2	
64	62950A	Support Base	2	
65	62950B	Support Plate	2	
66				
67				
68				
69				
70				
71				
72				
73				
74				
75				
76				
77	0000301600	Roller Assembly	35	(see list at end)
78				
79	JK63720/5	Sensor Cable (15m)	1	
80				
81	HER09681A	Taperlock Bush	3	
82				
83	PS488M	Ø25 Stop Coller	14	
84	PS843	Ø25 External Circlip	8	
85				
86				
87	RAY35	Bearing	2	
88				
89	RPA510.309022	Roller Assembly	4	(see list at end)
90	RPA610.308647	Roller Mounting	1	
91	RPA610.308648	Roller Mounting	1	
92	RPC620.303070	Cap	12	
93	RPC700.300227	Ø75 Roller c/w Bearing	3	
94	RPC700.300148	Ø75 Roller c/w Bearings	10	
95	RPGM070.00446	Felt Seal	12	
96	RPGM089.00565	Roller Shield	6	
97	RPM180.303071	Roller Bush	4	
98	RPM180.300308	Roller Spindle	2	
99	RPM256.300133	Clamp Strip	2	
100	RPW240.300992	Perspex Scraper	2	
101	RPW240.310380	Scraper	4	
102				
103				
104				
105	SS050026/002	Steel Spacer	18	
106	SS030017/025	Steel Spacer	a/r	

T2 SPARE PARTS**10.5d**

Machines from Serial No T2-168

1300mm Discharge Elevator

Item	Part No.	Description	Qty.	Remarks
	0000301600	Roller Assembly Consists Of:		
107	0000301601	Roller	1	
108	0000301602	Spindle	1	
109	6204RS	Bearing	1	
110	12298	Circlip	1	
	19356	Roller Assembly Consists Of:		
111	0000300504	Felt Seal	1	
112	11265	Spindle	1	
113	6005RS	Bearing	2	
114	PH407	Seal	1	
115	PH408	Seal	1	
116	PH77AR	Plain Roller	1	
117	PS843	Circlip	2	
	32720	Roller Assembly Consists Of:		
118	0000300504	Felt Seal	2	
119	6005RS	Bearing	2	
120	PH408	Seal	2	
121	PH51AR	Flanged Roller	1	
	12506	Roller Assembly Consists Of:		
122	0000300504	Felt Seal	1	
123	11265	Spindle	1	
124	6005RS	Bearing	2	
125	PH407	Seal	1	
126	PH408	Seal	1	
127	PH51AR	Flanged Roller	1	
128	PS843	Circlip	2	
	RPA510.309022	Roller Assembly Consists Of:		
129	12298	Circlip	1	
130	6204	Bearing	2	
131	RPC648.061000	M6 Straight Grease Nipple	1	
132	RPGM060.00416	Spacer	1	
133	RPM156.300677	Flanged Roller	1	
134	RPM180.309021	Spindle	1	
135	RPS210.002042	Metal Seal	2	
136	W0113	Circlip	1	
	32719	Roller Assembly Consists Of:		
137	0000300504	Felt Seal	2	
138	6005RS	Bearing	2	
139	PH408	Seal	2	
140	PH77AR	Plain Roller	1	

10.5e

T2 SPARE PARTS

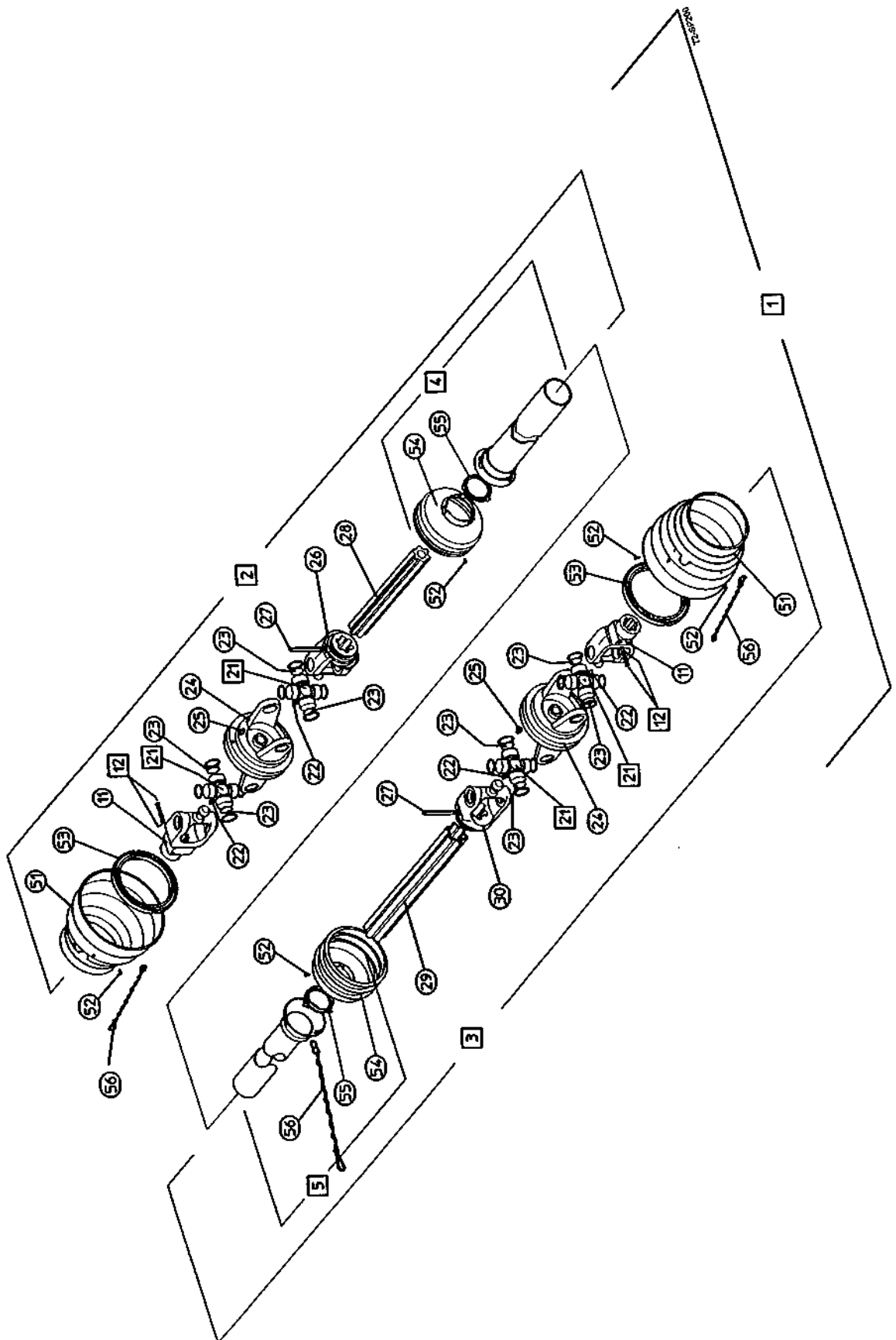
Machines from Serial No T2-168

1300mm Discharge Elevator

Item	Part No.	Description	Qty.	Remarks
	59756	Standard Web Assembly Consists Of:		
145	59756/1	Web Belt	2	
146	56825/2	Joiner Set	3	
147	56825/3	Flight Moulding	65	
148	56825/4	Web Bar Moulding	326	
149	56825/5	Side Finger Moulding	130	
150	56825/6	Joining Rod	1	
151	-	Backing Plate	a/r	
152	-	Rivet	a/r	
153	-	Centre Belt	1	
	62760	Soft-Drop Web Assembly Consists Of:		
160	59027/1	Web Belt	2	
161	59111	Side Finger (outer)	128	
162	59111L	Side Finger (inner)	128	
163	RPS83/5	LH Flight Socket	64	
164	RPS83/6	RH Flight Socket	64	
165	62760/1	Web Flight	64	
166	RPS83/9	Joiner Set	2 pairs	
167	62760/2	Drop-away Link	2	(not shown)
168	-	Ø16 PVC Sleeve	197	
169	-	Steel Web Rod	197	
170	62760/3	Joining Rod	1	
171	44237/14	Backing Plate (M6 tapped holes)	256	
172	22016006/013	M6x13 CSK Screw	1056	
173	-	Sheet	1	
174	-	Rivet	788	
175	-	Backing Plate (plain holes)	394	

Machines from Serial No T2-168

PTO Shaft Assembly
Assy No RPT895.308607



11.1a**T2 SPARE PARTS**

Machines from Serial No T2-168

PTO Shaft Assembly

Assy No RPT895.308607

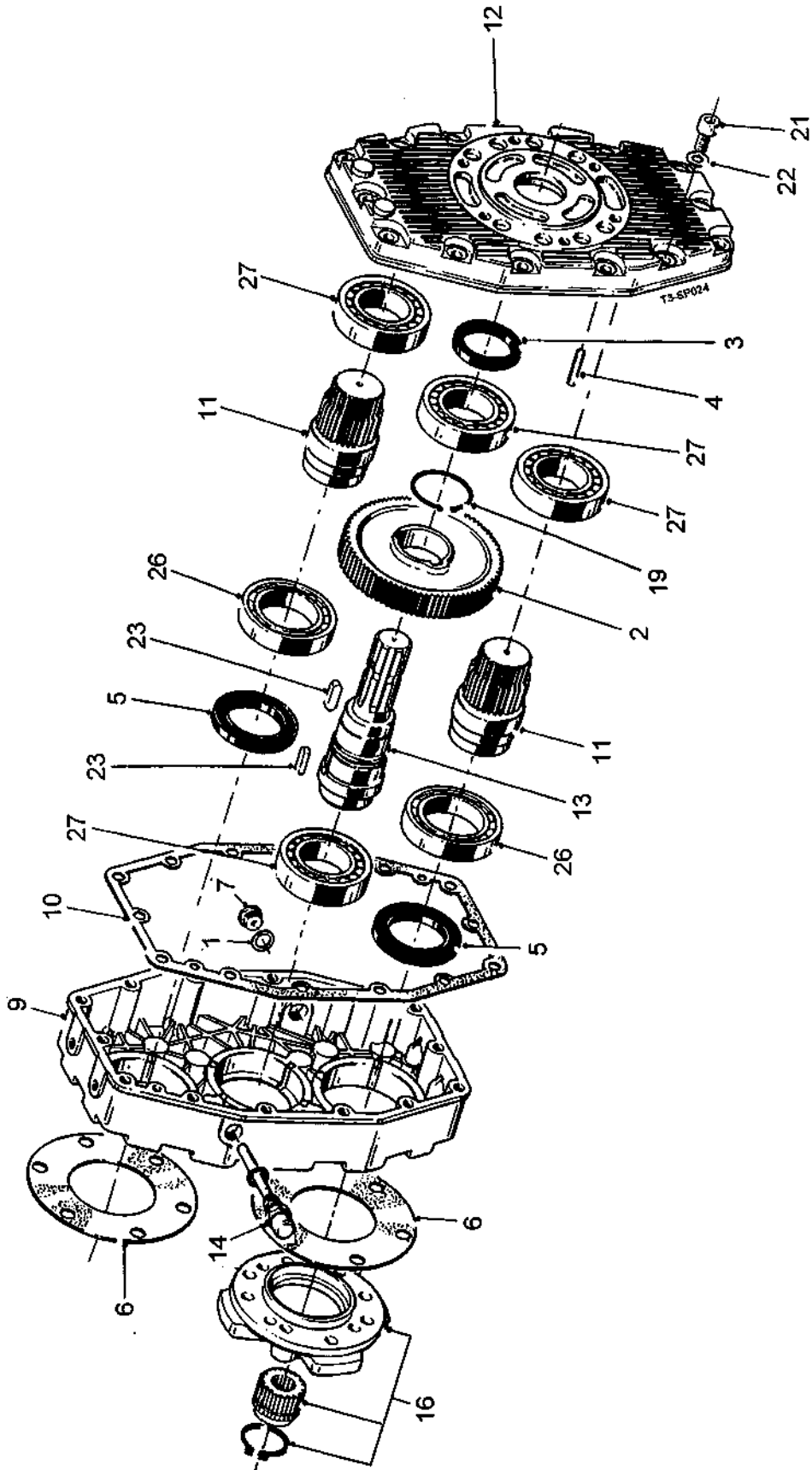
Item	Part No.	Description	Qty.	Remarks
1	RPT895.308607	Wide Angle PTO Shaft c/w Guard	1	
2	-	Inner PTO Shaft c/w Guard	1	
3	-	Outer PTO Shaft c/w Guard	1	
4	RPT845.202000	PTO Guard Outer	1	
5	RPT845.201000	PTO Guard Inner	1	
6				
7				
8				
9				
10				
11	RPT813.101000	Quick Release Yoke	2	
12	RPT849.101000	Quick Release Pin Assembly	2	
21	RPT813.060000	Universal Bearing Complete	4	
22	RPC829.270000	Grease Nipple	4	
23	RPT813.067000	Spacer Plate	8	
24	RPT813.410500	Double Yoke c/w Greaser	2	
25	RPT829.120100	Grease Nipple	2	
26	RPT813.131040	Inner Profile Shaft Yoke	1	
27	RPF200.100090	Roll Pin	2	
28	RPT840.440100	Inner Star Profile Shaft	1	
29	RPT840.450100	Outer Star Profile Shaft	1	
30	RPT813.141160	Outer Profile Tube Yoke	1	
51	RPT845.000300	Guard Cone	2	
52	RPT826.150000	Screw	14	
53	RPT842.831500	Bearing Ring	2	
54	RPT845.251200	Guard Cone	2	
55	RPT842.830400	Bearing Ring	2	
56	RPT842.360300	Safety Chain	3	

Machines from Serial No T2-168

Front Gearbox Assemblies

1000 rpm PTO - Assy No 56108

540 rpm PTO - Assy No 59110



11.2a**T2 SPARE PARTS**

Machines from Serial No T2-168

Front Gearbox Assemblies

1000 rpm PTO - Assy No 56108

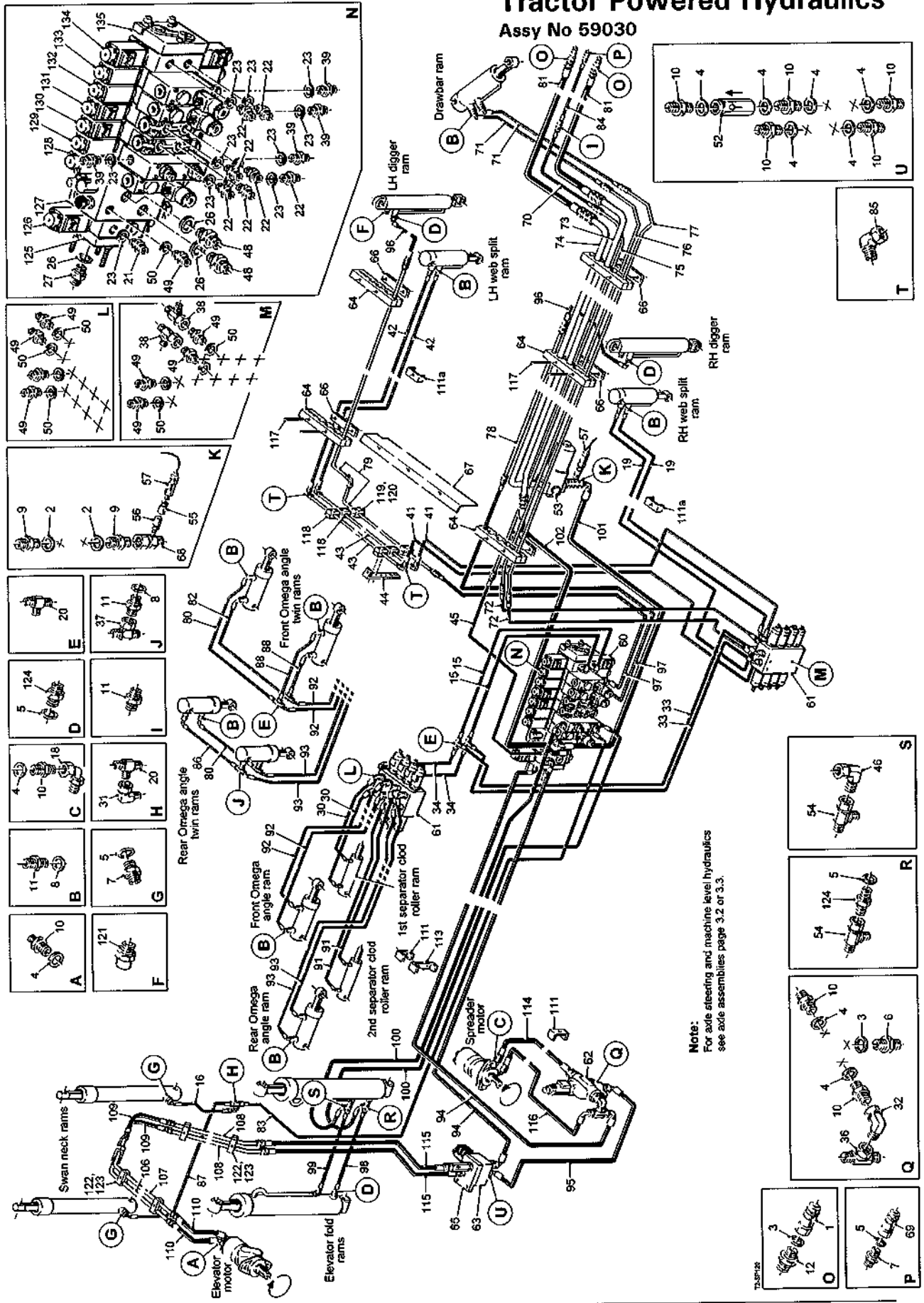
540 rpm PTO - Assy No 59110

Item	Part No.	Description	Qty.	Remarks
1	46336/5	3/8" Gasket	1	
2	56108/1	Crown Wheel (1:2.6)	1	1000 rpm PTO only
	46336/7	Crown Wheel (1:3.8)	1	540 rpm PTO only
3	46336/8	Input Shaft Seal	1	
4	46336/12	Locating Pin	2	
5	46336/14	Shaft Seal (60x85x10)	2	
6	46336/15	Pump Flange Gasket	2	
7	46336/16	3/8" Magnetic Drain Plug	1	
8				
9	46337/1	Front Cover	1	
10	46337/2	Paper Gasket	1	
11	56108/2	Pinion (1:2.6)	2	1000 rpm PTO only
	46337/3	Pinion (1:3.8)	2	540 rpm PTO only
12	46337/4	Rear Cover	1	
13	46337/5	Male Shaft (1 3/8" DIN 9611)	1	
14	46337/6	Dipstick	1	
15				
16	46417	Flange Adaptor Kit	2	
17				
18				
19	46563	External Circlip	1	
20				
21	22015010/050	M10x50mm Bolt	14	
22	22052010	M10 Washer	14	
23	22062010/035	Key (10x8x35)	2	
24				
25				
26	6012	Bearing (60x95x18)	2	
27	NJ210	Bearing (50x90x20)	4	

Machines from Serial No T2-168

Tractor Powered Hydraulics

Assy No 59030



11.3a

T2 SPARE PARTS

Machines from Serial No T2-168

Tractor Powered Hydraulics

Assy No 59030

Item	Part No.	Description	Qty.	Remarks
1	11108A	3/4"BSP Probe	2	
2	11122	1"BSP Dowty Seal	2	
3	11123	3/4"BSP Dowty Seal	5	
4	11124	1/2"BSP Dowty Seal	11	
5	11125	3/8"BSP Dowty Seal	7	
6	11295	1/2"BSPx3/4"BSP M M Adaptor	1	
7	11336	1/4"BSPx3/8"BSP M M Adaptor	5	
8	11337	1/4"BSP Dowty Seal	12	Twin ram Omega Qty x16
9	11114	1"BSP M M Adaptor	2	
10	12315	1/2"BSP M M Adaptor	13	
11	12316	1/4"BSP M M Adaptor	13	Twin ram Omega Qty x17
12	12560	3/4"BSPx1"BSP M M Adaptor	2	
13				
14				
15	13187	1/4"Hose Assembly (700mm)	2	
16	13188	1/4"Hose Assembly (1000mm)	1	
17				
18	26086	1/2"BSP MF Swept 90°Adaptor	2	
19	27447	1/4"Hose Assembly (2000mm)	2	
20	27449	1/4"BSP M M M Tee	4	Twin ram Omega Qty x6
21	27459	M18x1/2"BSP M M Adaptor	1	
22	27460	M18x1/4"BSP M M Adaptor	7	
23	27461	M18 Dowty Seal	12	
24				
25				
26	31167	M22 Dowty Seal	3	
27	31168	M22x1/2"BSP M M Adaptor	1	
28				
29				
30	32291	1/4"Hose Assembly (1600mm)	2	
31	32474	1/4"BSP MF Compact 90°Adaptor	2	
32	32475	1/2"BSP MF Compact 90°Adaptor	1	
33	32577	1/4"Hose Assembly (1250mm)	2	
34	32890	1/4"Hose Assembly (1500mm)	2	
35				
36	37172	1/2"BSP M M F Tee	1	
37	37199	1/4"BSP M M F Tee	2	
38	37197	1/4"BSP F M M Tee	2	
39	37599	M18x 3/8"BSP M M Adaptor	4	
40				
41	62747	1/4"Hose Assembly (1700mm)	2	
42	62748	1/4"Hose Assembly (3100mm)	2	
43	62749	Ø10 Steel Pipe Assembly	2	
44	62750	Pipe Clamp Support Plate	3	
45	42337	1/4"Hose Assembly (450mm)	1	
46	42343	3/8"BSP MF Compact 90°Adaptor	1	
47				
48	44204	M22x1"BSP M M Adaptor	2	
49	44207	M14x1/4"BSP M M Adaptor	21	
50	44208	M14 Dowty Seal	21	
51				
52	46807	1/2"BSP In-line Check Valve	1	
53	62979	Pressure Filter Complete	1	Element only 37770/1
54	46939	3/8"BSP F M M Tee	2	
55	46960	Pressure Gauge Adaptor	1	

T2 SPARE PARTS**11.3b**

Machines from Serial No T2-168

Tractor Powered Hydraulics**Assy No 59030**

Item	Part No.	Description	Qty.	Remarks
56	42305	1/8"BSP Gauge Port	1	
57	51270	Pressure Transmitter	1	
58				
59				
60	59103	Valve Bank Assembly	1	(see list at end)
61	59104	Slave Valve	2	
62	59204	Flow Control Valve	1	
63	59215	Motor Valve c/w O'ring	1	
64	62967	Pipe Clamp (10-10-30-30-30-12)	10pair	
65	59280	Valve Base	1	
66	62971	Nylon Clamp Strip	10	
67	62963	Pipe Shield	1	
68	60161	1"BSP M F Gauge Port	1	
69	60166	3/8"BSP Probe	1	
70	60187	1/4"Hose Assembly (900mm)	1	
71	60197	1/4"Hose Assembly (1600mm)	2	
72	60318	1/4"Hose Assembly (1800mm)	2	
73	60662	Ø30 Steel Pipe Assembly	1	
74	60663	Ø30 Steel Pipe Assembly	1	
75	60379	Ø10 Steel Pipe Assembly	1	
76	60388	Ø10 Steel Pipe Assembly	1	
77	60389	Ø10 Steel Pipe Assembly	1	
78	60390	Ø12 Steel Pipe Assembly	1	
79	60391	Ø12 Steel Pipe Assembly	1	
80	41176	1/4"Hose Assembly (1950mm)	2	Omega 62737F & 62737R only
	23320	1/4"Hose Assembly (2200mm)	2	Omega 59020A & 59021A only
81	60671	1"Hose Assembly (3000mm)	2	
82	42327	1/4"Hose Assembly (1800mm)	1	Omega 62737F only
	23320	1/4"Hose Assembly (2200mm)	1	Omega 59020A only
83	60405	1/4"Hose Assembly (6300mm)	1	Goal post axle only
	60534	1/4"Hose Assembly (5340mm)	1	Beam axle only
84	60408	1/4"Hose Assembly (2100mm)	1	
85	60633	L10 MF Elbow	4	
86	46254	1/4"Hose Assembly (1750mm)	1	Omega 62737R only
	23320	1/4"Hose Assembly (2200mm)	1	Omega 59021A only
87	60412	1/4"Hose Assembly (2340mm)	1	
88	60353	1/4"Hose Assembly (640mm)	2	
89				
90				
91	60418	1/4"Hose Assembly (2400mm)	2	
92	60419	1/4"Hose Assembly (1800mm)	2	
93	60420	1/4"Hose Assembly (2600mm)	2	
94	60426	1/2"Hose Assembly (4100mm)	2	
95	60438	1/2"Hose Assembly (600mm)	1	
96	60439	3/8"Hose Assembly (1050mm)	2	
97	60440	3/8"Hose Assembly (1200mm)	2	
98	60441	3/8"Hose Assembly (1035mm)	1	
99	60442	3/8"Hose Assembly (1045mm)	1	
100	60658	3/8"Hose Assembly (4800mm)	2	
101	60445	1"Hose Assembly (1350mm)	1	
102	60682	1"Hose Assembly (1000mm)	1	
103				
104				
105				
106	60522	Ø15 Steel Pipe Assembly	1	

11.3c

T2 SPARE PARTS

Machines from Serial No T2-168

Tractor Powered Hydraulics

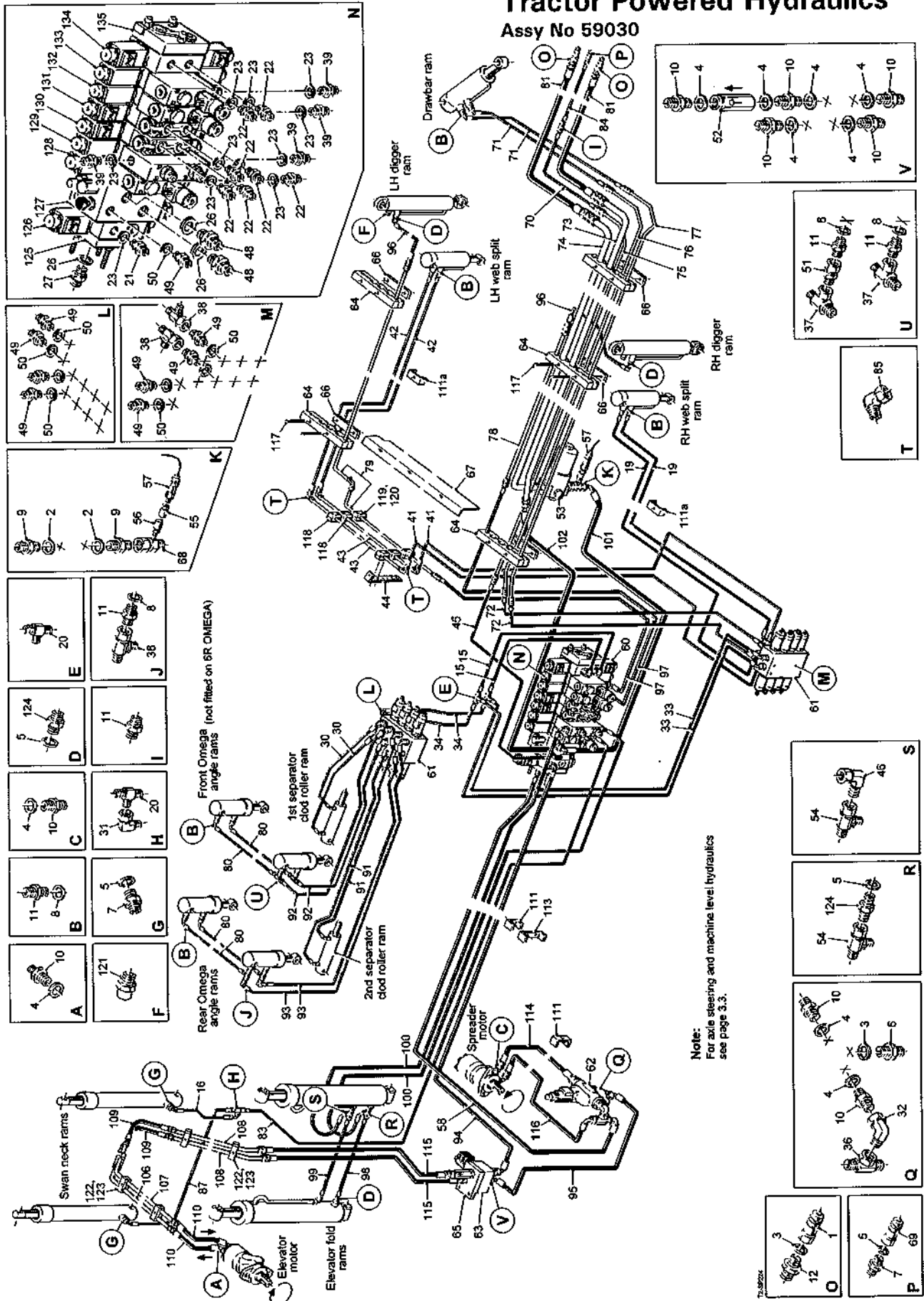
Assy No 59030

Item	Part No.	Description	Qty.	Remarks
107	60523	Ø15 Steel Pipe Assembly	1	
108	60524	Ø15 Steel Pipe Assembly	2	
109	60535	1/2"Hose Assembly (1300mm)	2	
110	60373	1/2"Hose Assembly (450mm)	2	
111	59295	Hose Clamp (2 pipe)	7	
111a	62401	Hose Clamp (2 pipe)	6	
112				
113	59297	Hose Clamp (3 + 2 pipe)	3	
114	60695	1/2"Hose Assembly (2400mm)	1	Not used on inline or easi-pic
115	60537	1/2"Hose Assembly (2350mm)	2	
116	42521	1/2"Hose Assembly (2500mm)	1	Not used on inline or easi-pic
117	22106008/065	M8x65 Clamp Stud	20	
118	RPS466	Ø10 Pipe Clamp Complete	6	
119	RPC654.309025	Pipe Clamp Top Plate	5	
120	RPC654.309026	Pipe Clamp	5	
121	RPP500.202000	1/8"BSP Breather	2	
122	RPC654.308052	Pipe Clamp Top Plate	5	
123	RPC654.309125	Clamp Plate	5	
124	UC31A	3/8"BSP M M Adaptor	4	
	59103	Valve Bank Assembly Consists Of:		
125	46285/6	End Plate	1	
126	-	'Elevator Motor' Section	1	
127	46285/4	Inlet Section	1	
128	51028/1	'Swan Neck' Section	1	
129	-	'Elevator Fold' Section	1	
130	46285/1	'LH Axle Steer' Section	1	
131	46285/1	'RH Axle Steer' Section	1	
132	51028/1	'LH Digger' Section	1	
133	51028/1	'RH Digger' Section	1	
134	46285/10	'Slave Valve' Section	1	
135	46285/7	End Plate	1	

Machines from 2016

Tractor Powered Hydraulics

Assy No 59030



11.3a

T2 SPARE PARTS

Machines from 2016

Tractor Powered Hydraulics

Assy No 59030

Item	Part No.	Description	Qty.	Remarks
1	11108A	3/4"BSP Probe	2	
2	11122	1"BSP Dowty Seal	2	
3	11123	3/4"BSP Dowty Seal	5	
4	11124	1/2"BSP Dowty Seal	11	
5	11125	3/8"BSP Dowty Seal	7	
6	11295	1/2"BSPx3/4"BSP M M Adaptor	1	
7	11336	1/4"BSPx3/8"BSP M M Adaptor	5	
8	11337	1/4"BSP Dowty Seal	16	
9	11114	1"BSP M M Adaptor	2	
10	12315	1/2"BSP M M Adaptor	13	
11	12316	1/4"BSP M M Adaptor	17	
12	12560	3/4"BSPx1"BSP M M Adaptor	2	
13				
14				
15	13187	1/4"Hose Assembly (700mm)	2	
16	13188	1/4"Hose Assembly (1000mm)	1	
17				
18				
19	27447	1/4"Hose Assembly (2000mm)	2	
20	27449	1/4"BSP M M M Tee	6	
21	27459	M18x1/2"BSP M M Adaptor	1	
22	27460	M18x1/4"BSP M M Adaptor	7	
23	27461	M18 Dowty Seal	12	
24				
25				
26	31167	M22 Dowty Seal	3	
27	31168	M22x1/2"BSP M M Adaptor	1	
28				
29				
30	32291	1/4"Hose Assembly (1600mm)	2	
31	32474	1/4"BSP MF Compact 90°Adaptor	1	
32	32475	1/2"BSP MF Compact 90°Adaptor	2	
33	32577	1/4"Hose Assembly (1250mm)	2	
34	32890	1/4"Hose Assembly (1500mm)	2	
35				
36	37172	1/2"BSP M M F Tee	1	
37	37199	1/4"BSP M M F Tee	2	
38	37197	1/4"BSP F M M Tee	4	
39	37599	M18x 3/8"BSP M M Adaptor	4	
40				
41	62747	1/4"Hose Assembly (1700mm)	2	
42	62748	1/4"Hose Assembly (3100mm)	2	
43	62749	Ø10 Steel Pipe Assembly	2	
44	62750	Pipe Clamp Support Plate	3	
45	42337	1/4"Hose Assembly (450mm)	1	
46	42343	3/8"BSP MF Compact 90°Adaptor	1	
47				
48	44204	M22x1"BSP M M Adaptor	2	
49	44207	M14x1/4"BSP M M Adaptor	21	
50	44208	M14 Dowty Seal	21	
51	46724	1/4"BSP M F Swivel Adaptor		
52	46807	1/2"BSP In-line Check Valve	1	
53	62979	Pressure Filter Complete	1	Element only 37770/1
54	46939	3/8"BSP F M M Tee	2	
55	46960	Pressure Gauge Adaptor	1	

T2 SPARE PARTS**11.3b**

Machines from 2016

Tractor Powered Hydraulics**Assy No 59030**

Item	Part No.	Description	Qty.	Remarks
56	42305	1/8"BSP Gauge Port	1	
57	51270	Pressure Transmitter	1	
58	51549	1/2"Hose Assembly (4100mm)	1	
59				
60	59103	Valve Bank Assembly	1	(see list at end)
61	59104	Slave Valve	2	
62	59204	Flow Control Valve	1	
63	59215	Motor Valve c/w O'ring	1	
64	62967	Pipe Clamp (10-10-30-30-30-12)	10pair	
65	59280	Valve Base	1	
66	62971	Nylon Clamp Strip	10	
67	62963	Pipe Shield	1	
68	60161	1"BSP M F Gauge Port	1	
69	60166	3/8"BSP Probe	1	
70	60187	1/4"Hose Assembly (900mm)	1	
71	60197	1/4"Hose Assembly (1600mm)	2	
72	60318	1/4"Hose Assembly (1800mm)	2	
73	60662	Ø30 Steel Pipe Assembly	1	
74	60663	Ø30 Steel Pipe Assembly	1	
75	60379	Ø10 Steel Pipe Assembly	1	
76	60388	Ø10 Steel Pipe Assembly	1	
77	60389	Ø10 Steel Pipe Assembly	1	
78	60390	Ø12 Steel Pipe Assembly	1	
79	60391	Ø12 Steel Pipe Assembly	1	
80	23320	1/4"Hose Assembly (2200mm)	4	
81	60671	1"Hose Assembly (3000mm)	2	
82				
83	60405	1/4"Hose Assembly (6300mm)	1	
84	60408	1/4"Hose Assembly (2100mm)	1	
85	60633	L10 MF Elbow	4	
86				
87	60412	1/4"Hose Assembly (2340mm)	1	
88				
89				
90				
91	60418	1/4"Hose Assembly (2400mm)	2	
92	60419	1/4"Hose Assembly (1800mm)	2	
93	60420	1/4"Hose Assembly (2600mm)	2	
94	60426	1/2"Hose Assembly (4100mm)	1	
95	60438	1/2"Hose Assembly (600mm)	1	
96	60439	3/8"Hose Assembly (1050mm)	2	
97	60440	3/8"Hose Assembly (1200mm)	2	
98	60441	3/8"Hose Assembly (1035mm)	1	
99	60442	3/8"Hose Assembly (1045mm)	1	
100	60658	3/8"Hose Assembly (4800mm)	2	
101	60445	1"Hose Assembly (750mm)	1	
102	60682	1"Hose Assembly (720mm)	1	
103				
104				
105				
106	60522	Ø15 Steel Pipe Assembly	1	
107	60523	Ø15 Steel Pipe Assembly	1	
108	60524	Ø15 Steel Pipe Assembly	2	
109	60535	1/2"Hose Assembly (1300mm)	2	

Machines from 2016

Tractor Powered Hydraulics

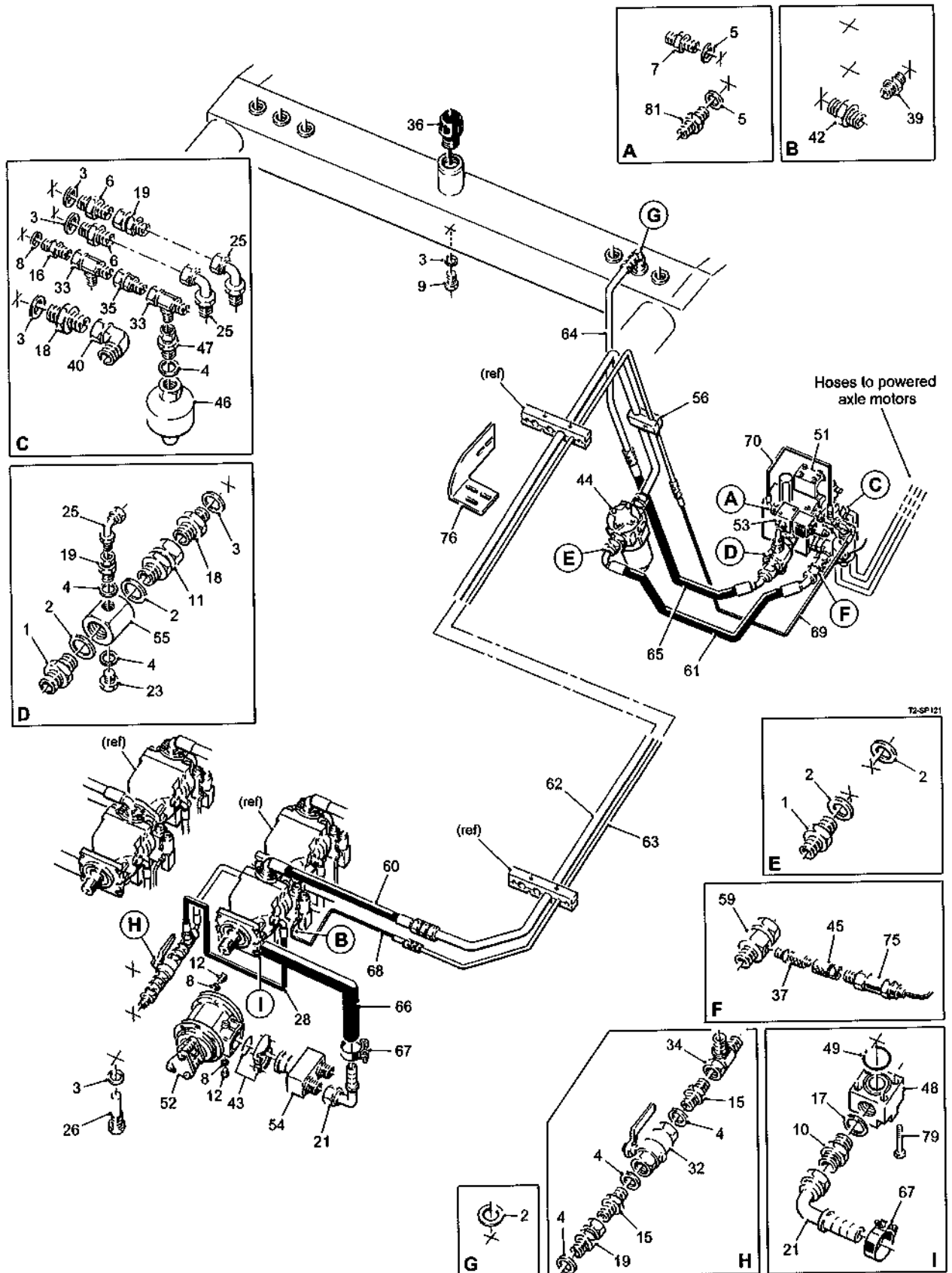
Assy No 59030

Item	Part No.	Description	Qty.	Remarks
110	60373	1/2"Hose Assembly (450mm)	2	
111	59295	Hose Clamp (2 pipe)	7	
111a	62401	Hose Clamp (2 pipe)	6	
112				
113	59297	Hose Clamp (3+2 pipe)	3	
114	60695	1/2"Hose Assembly (2400mm)	1	Not used on inline or easi-pic
115	60537	1/2"Hose Assembly (2350mm)	2	
116	42521	1/2"Hose Assembly (2500mm)	1	Not used on inline or easi-pic
117	22106008/065	M8x65 Clamp Stud	20	
118	RPS466	Ø10 Pipe Clamp Complete	6	
119	RPC654.309025	Pipe Clamp Top Plate	5	
120	RPC654.309026	Pipe Clamp	5	
121	RPP500.202000	1/8"BSP Breather	2	
122	RPC654.308052	Pipe Clamp Top Plate	5	
123	RPC654.309125	Clamp Plate	5	
124	UC31A	3/8"BSP M M Adaptor	4	
125	59103 46285/6	Valve Bank Assembly Consists Of: End Plate	1	
126	51027/1 RPGM230581	'Elevator Motor' Section Complete Solenoid Only	1 2	
127	46285/4	Inlet Section Complete	1	
128	51028/1 RPGM230581 51028/4B	'Swan Neck' Section Complete Solenoid Only Check Solenoid Only	1 2 1	
129	51028/3 RPGM228383	'Elevator Fold' Section Complete Solenoid Only	1 2	
130	46285/1 RPGM228383	'LH Axle Steer' Section Complete Solenoid Only	1 2	
131	46285/1 RPGM228383	'RH Axle Steer' Section Complete Solenoid Only	1 2	
132	51028/1 RPGM228383 51028/4B	'LH Digger' Section Complete Solenoid Only Check Solenoid Only	1 2 1	
133	51028/1 RPGM228383 51028/4B	'RH Digger' Section Complete Solenoid Only Check Solenoid Only	1 2 1	
134	46285/10	'Slave Valve' Section Complete	1	
135	46285/7	End Plate	1	

Machines from Serial No T2-168

Powered Axle Hydraulics

Assy No 59031

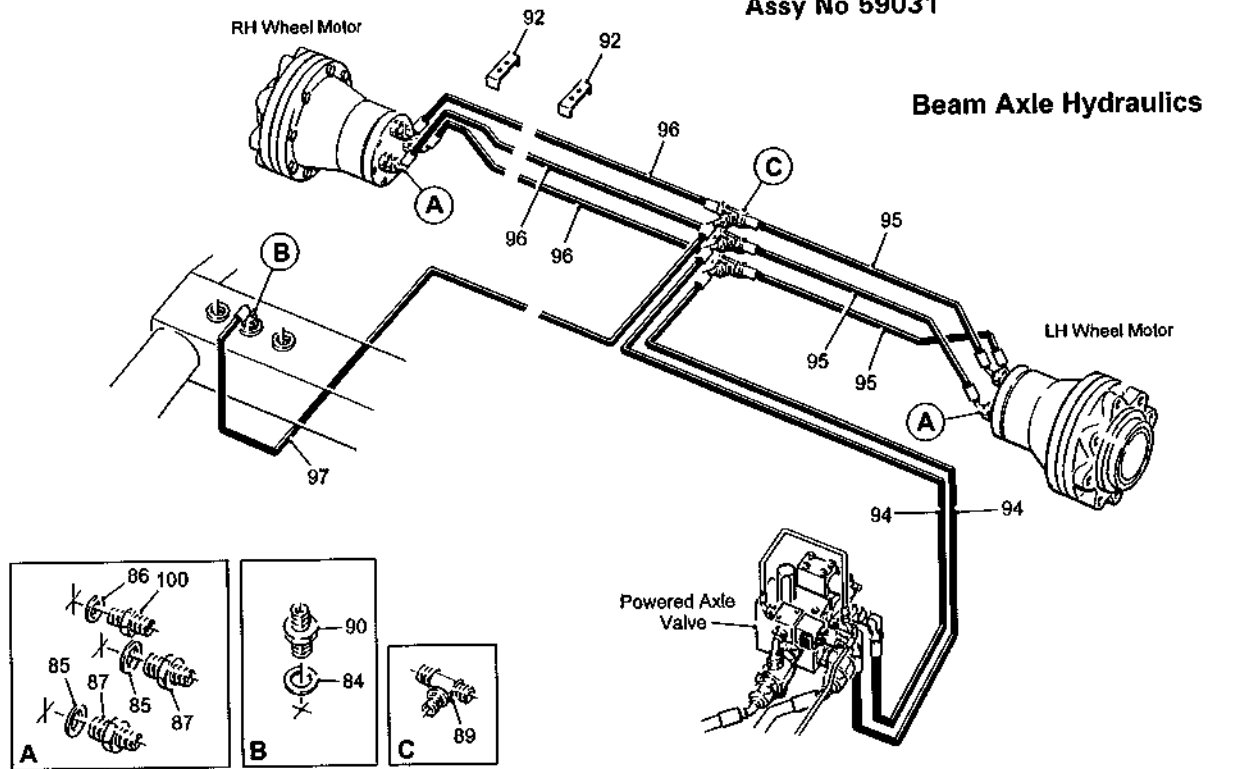


11.4a

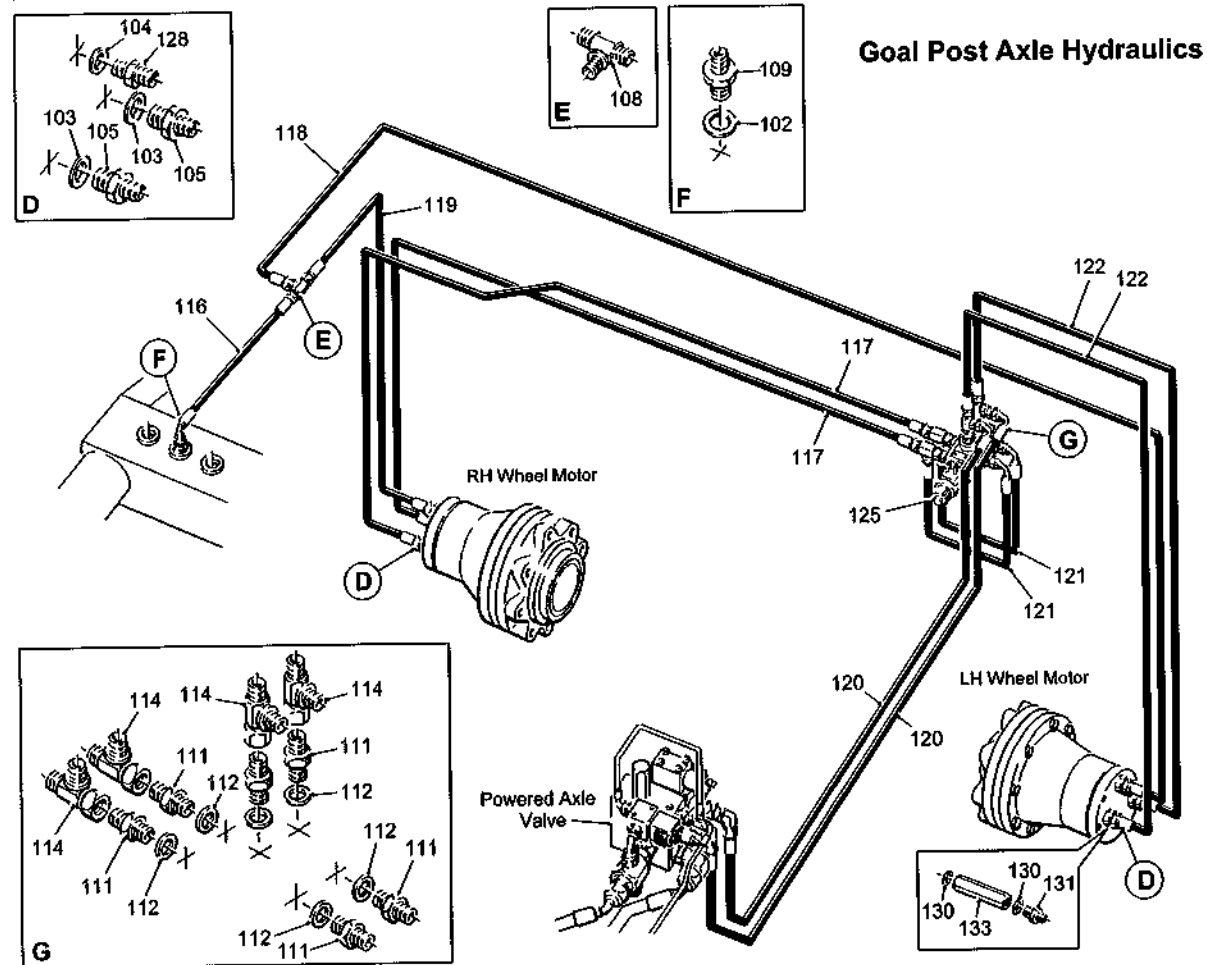
T2 SPARE PARTS

Machines from Serial No T2-168

Powered Axle Hydraulics Assy No 59031



T2-SP122



T2 SPARE PARTS**11.4b**

Machines from Serial No T2-168

Powered Axle Hydraulics**Assy No 59031**

Item	Part No.	Description	Qty.	Remarks
1	11114	1"BSP M M Adaptor	2	
2	11122	1"BSP Dowty Seal	5	
3	11123	3/4"BSP Dowty Seal	6	
4	11124	1/2"BSP Dowty Seal	6	
5	11125	3/8"BSP Dowty Seal	2	
6	11295	1/2"BSPx3/4"BSP M M Adaptor	2	
7	11336	1/4"BSPx3/8"BSP M M Adaptor	1	
8	11337	1/4"BSP Dowty Seal	3	
9	11717	3/4"BSP Blanking Plug	1	
10	11737	1 1/4"BSPx1 1/2"BSP M M Adaptor	1	
11	11808	1"BSP M F Swivel Adaptor	1	
12	11876/8	1/4"BSP Blanking Plug	2	
13				
14				
15	12315	1/2"BSP M M Adaptor	2	
16	12316	1/4"BSP M M Adaptor	1	
17	12352	1 1/2"BSP Dowty Seal	1	
18	12560	3/4"BSPx1"BSP M M Adaptor	2	
19	12602	1/2"BSP M F Swivel Adaptor	3	
20				
21	13299	1 1/4"BSP 90°Push On Adaptor	2	
22				
23	24383	1/2"BSP Blanking Plug	1	
24				
25	26086	1/2"BSP M F Swept 90°Adaptor	3	
26	27899	3/4"BSP Magnetic Drain Plug	1	
27				
28	60359	1/2"Hose Assembly (700mm)	1	
29				
30				
31				
32	37019	1/2"BSP Shut-off Valve	1	
33	37197	1/4"BSP F M M Tee	2	
34	37367	1/2"BSP M F M Tee	1	
35	41484	1/4"BSP M F Swivel Adaptor	1	
36	42066	Filler Cap c/w Dipstick	1	
37	42305	1/8"BSP Gauge Port	1	
38				
39	44198	1/4"BSPx7/16"UNF M M Adaptor	1	
40	44179	1"BSP M F Compact 90°Adaptor	1	
41				
42	46303	1/2"BSPx7/8"UNF M M Adaptor	1	
43	46503	2 1/2" Split Flange Kit c/w O' Ring	1	
44	62979	Pressure Filter Complete	1	Element only 37770/1
45	46960	Pressure Gauge Adaptor	1	
46	51585	1/2"BSP Accumulator	1	
47	51588	1/4"BSPFx1/2"BSPM Swivel Adaptor	1	
48	56302	Pump Adaptor	1	
49	56637	2"Flange O' Ring	1	
50				
51	59107	Valve Block Assembly	1	
52	59178	Suction Filter Complete	1	
53	59205	Proportional Pressure Valve	1	
54	59262	Suction Manifold	1	
55	59289	Return Manifold	1	

11.4c

T2 SPARE PARTS

Machines from Serial No T2-168

Powered Axle Hydraulics

Assy No 59031


Item	Part No.	Description	Qty.	Remarks
56	62970	Pipe Clamp (10-30)	2 pairs	
57				
58				
59	60161	1"BSP M F Gauge Port	1	
60	60673	1" 5K Hose Assembly (1100mm)	1	
61	60626	1" 5K Hose Assembly (1425mm)	1	
62	60664	Ø30 Steel Pipe Assembly	1	
63	60383	Ø10 Steel Pipe Assembly	1	
64	60396	Ø25 Steel Pipe Assembly	1	
65	60452	1"Hose Assembly (500mm)	1	
66	60453	1 1/4"Suction Hose (430mm)	1	
67	60532	Ø40-43mm Hose Band	2	
68	60630	1/4" 5K Hose Assembly (900mm)	1	
69	60631	1/4" 5K Hose Assembly (650mm)	1	
70	60632	1/4" 5K Hose Assembly (300mm)	1	
71				
72				
73				
74				
75	62774	Pressure Transmitter (400 Bar)	1	
76	62567A	LH Filter Mounting	1	
77				
78				
79	22028050/325	1/2"UNCx3 1/4"Bolt	4	
80				
81	UC25	3/8"BSPx1/2"BSP M M Adaptor	1	
82				
83				
		Beam Axle Hydraulics Consist Of:		
84	11122	1"BSP Dowty Seal	1	
85	11123	3/4"BSP Dowty Seal	4	
86	11125	3/8"BSP Dowty Seal	2	
87	11295	1/2"BSPx3/4"BSP M M Adaptor	4	
88				
89	12323	1/2"BSP M M M Tee	3	
90	12521	1/2"BSPx1"BSP M M Adaptor	1	
91				
92	59296A	Pipe Clamp	2	
93				
94	60627	1/2"5K Hose Assembly (2200mm)	2	
95	60628	1/2"5K Hose Assembly (750mm)	3	
96	60629	1/2"5K Hose Assembly (2200mm)	3	
97	60533	1/2" Hose Assembly (4200mm)	1	
98				
99				
100	UC25	3/8"BSPx1/2"BSP M M Adaptor	1	
101				
		Goal Post Axle Hydraulics Consist Of:		
102	11122	1"BSP Dowty Seal	1	
103	11123	3/4"BSP Dowty Seal	4	
104	11125	3/8"BSP Dowty Seal	2	
105	11295	1/2"BSPx3/4"BSP M M Adaptor	4	

T2 SPARE PARTS**11.4d**

Machines from Serial No T2-168

Powered Axle Hydraulics**Assy No 59031**

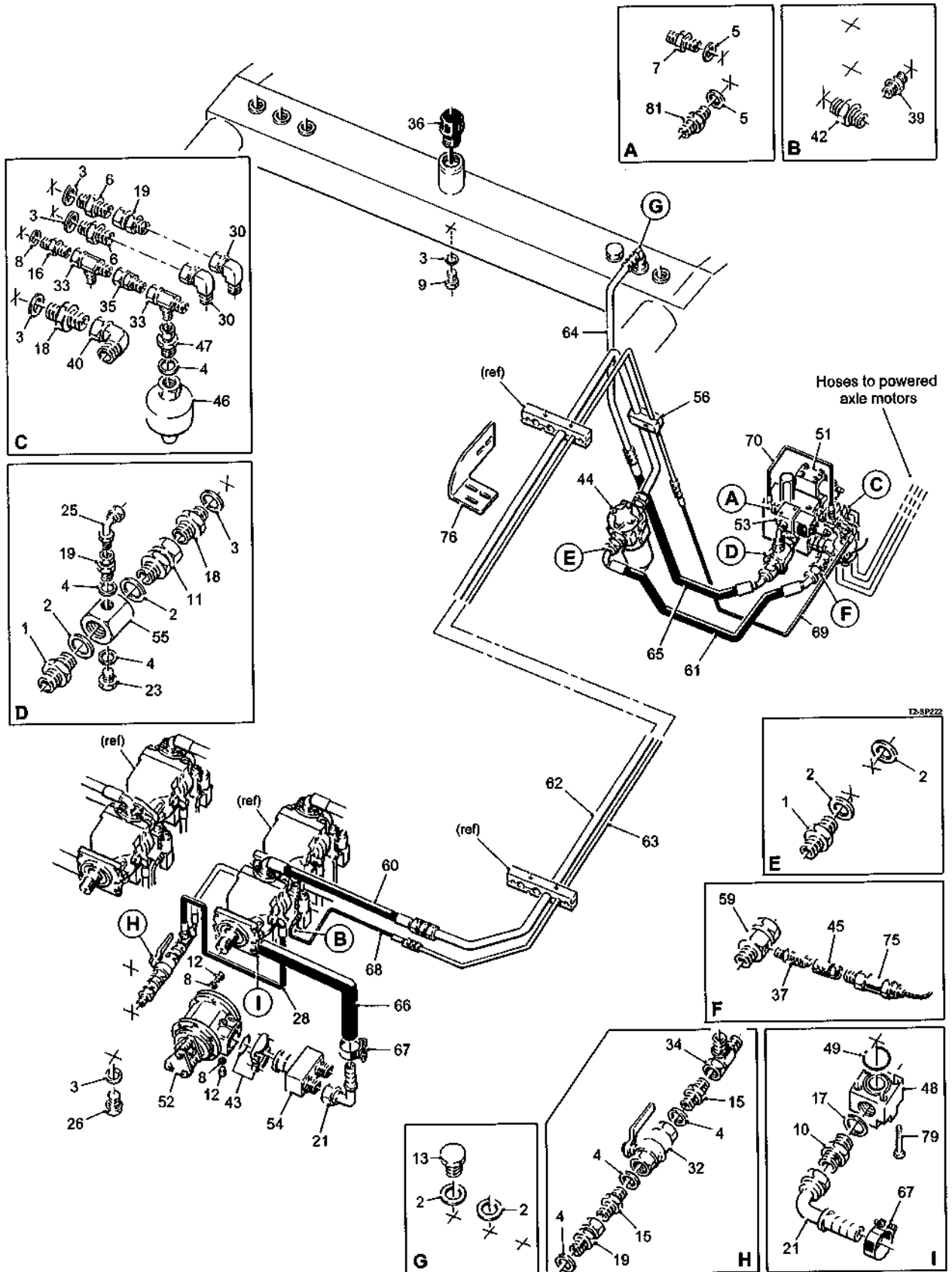
Item	Part No.	Description	Qty.	Remarks
106				
107				
108	12323	1/2"BSP M M M Tee	1	
109	12521	1/2"BSPx1"BSP M M Adaptor	1	
110				
111	27459	M18X1/2"BSP M M Adaptor	6	
112	27461	M18 Dowty Seal	6	
113				
114	37367	1/2"BSP M M M Tee	4	
115				
116	60293	1/2"Hose Assembly (1900mm)	1	
117	60601	1/2"5K Hose Assembly (4700mm)	2	
118	60395	1/2"3K Hose Assembly (5200mm)	1	Prior to T2-186 was 60602
119	60603	1/2"3K Hose Assembly (3200mm)	1	
120	60635	1/2"5K Hose Assembly (4700mm)	2	
121	60641	1/2"5K Hose Assembly (600mm)	2	
122	60642	1/2"5K Hose Assembly (3100mm)	2	Prior to T2-186 was 27674
123				
124				
125	62336	Hydraulic Valve	1	
126				
127				
128	UC25	3/8"BSPx1/2"BSP M M Adaptor	2	
129				
130	11124	1/2"BSP Dowty Seal	6	Used prior to T2-186 only
131	12315	1/2"BSP M M Adaptor	3	Used prior to T2-186 only
132				
133	64053	1/2"BSP Extension	3	Used prior to T2-186 only



Machines from 2016

Powered Axle Hydraulics

Assy No 59031



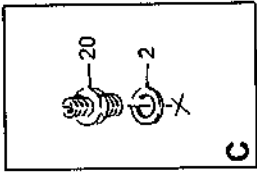
11.4a

T2 SPARE PARTS

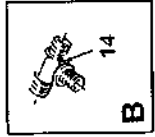
Machines from 2016

Powered Axle Hydraulics

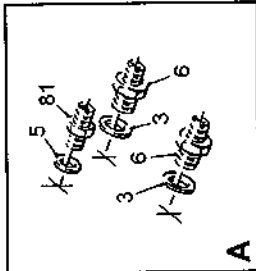
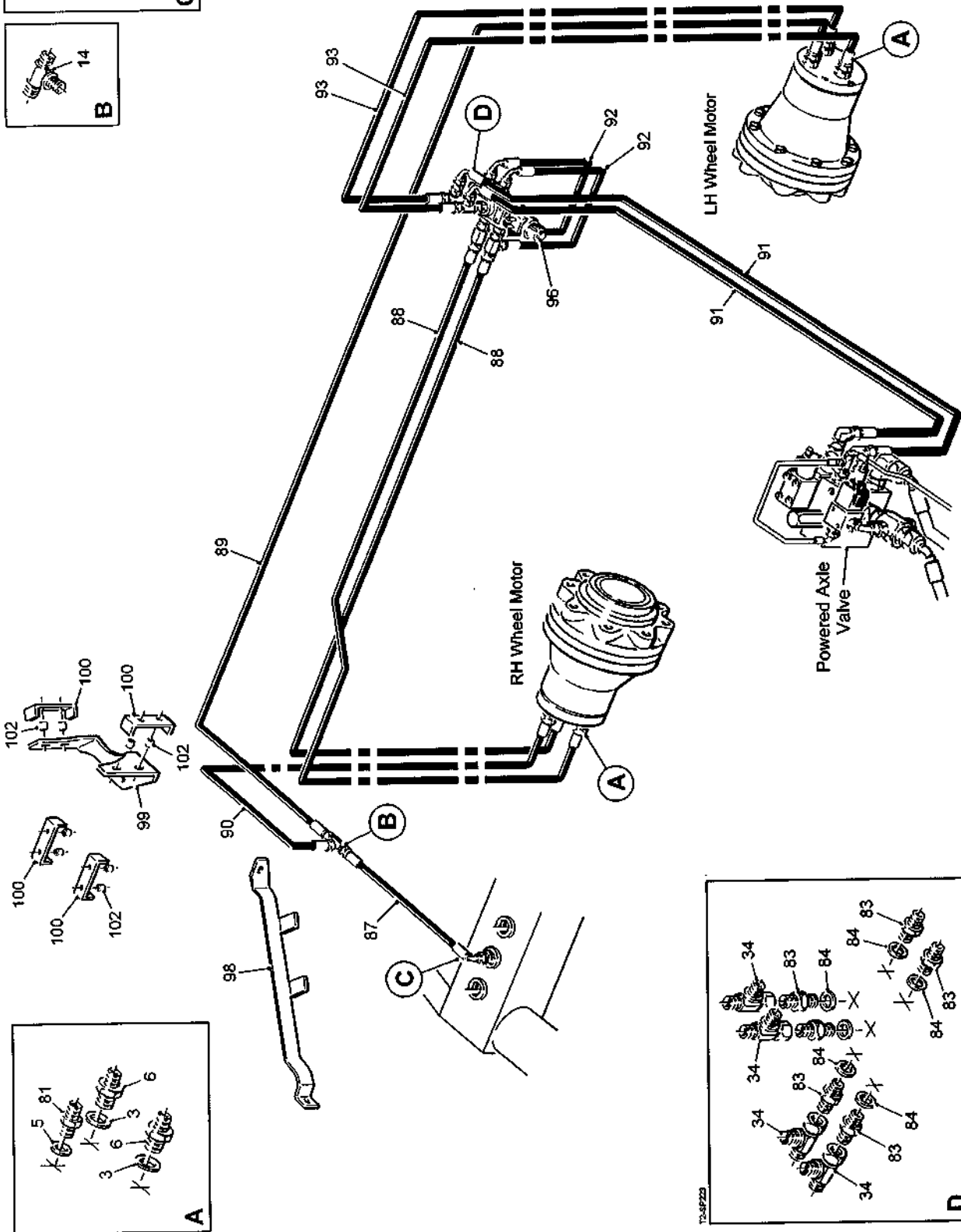
Assy No 59031



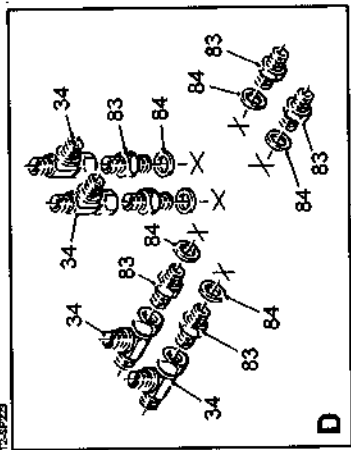
C



B



A



D

T2 SPARE PARTS

11.4b

Machines from 2016

Powered Axle Hydraulics

Assy No 59031

Item	Part No.	Description	Qty.	Remarks
1	11114	1"BSP M M Adaptor	2	
2	11122	1"BSP Dowty Seal	7	
3	11123	3/4"BSP Dowty Seal	10	
4	11124	1/2"BSP Dowty Seal	6	
5	11125	3/8"BSP Dowty Seal	4	
6	11295	1/2"BSPx3/4"BSP M M Adaptor	4	
7	11336	1/4"BSPx3/8"BSP M M Adaptor	1	
8	11337	1/4"BSP Dowty Seal	3	
9	11717	3/4"BSP Blanking Plug	1	
10	11737	1 1/4"BSPx1 1/2"BSP M M Adaptor	1	
11	11808	1"BSP M F Swivel Adaptor	1	
12	11876/8	1/4"BSP Blanking Plug	2	
13	11116	1"BSP Blanking Plug	1	
14	12323	1/2"BSP M M M Tee	1	
15	12315	1/2"BSP M M Adaptor	2	
16	12316	1/4"BSP M M Adaptor	1	
17	12352	1 1/2"BSP Dowty Seal	1	
18	12560	3/4"BSPx1"BSP M M Adaptor	2	
19	12602	1/2"BSP M F Swivel Adaptor	3	
20	12521	1/2"BSPx1"BSP M M Adaptor	1	
21	13299	1 1/4"BSP 90°Push On Adaptor	2	
22				
23	24383	1/2"BSP Blanking Plug	1	
24				
25	26086	1/2"BSP M F Swept 90°Adaptor	1	
26	11117	3/4"BSP Blanking Plug	1	
27				
28	60359	1/2"Hose Assembly (700mm)	1	
29				
30	32475	1/2"BSP MF Compact 90°Adaptor	2	
31				
32	37019	1/2"BSP Shut-off Valve	1	
33	37197	1/4"BSP F M M Tee	2	
34	37367	1/2"BSP M F M Tee	5	
35	46724	1/4"BSP M F Swivel Adaptor	1	
36	42066	Filler Cap c/w Dipstick	1	
37	42305	1/8"BSP Gauge Port	1	
38				
39	44198	1/4"BSPx7/16"UNF M M Adaptor	1	
40	44179	1"BSP M F Compact 90°Adaptor	1	
41				
42	46303	1/2"BSPx7/8"UNF M M Adaptor	1	
43	46503	2 1/2" Split Flange Kit c/w O' Ring	1	
44	62979	Pressure Filter Complete	1	Element only 37770/1
45	46960	Pressure Gauge Adaptor	1	
46	51585	1/2"BSP Accumulator	1	
47	51588	1/4"BSPFx1/2"BSPM Swivel Adaptor	1	
48	56302	Pump Adaptor	1	
49	56637	2"Flange O' Ring	1	
50				
51	59107	Valve Block Assembly	1	
52	59178	Suction Filter Complete	1	
53	59205	Proportional Pressure Valve	1	
54	59262	Suction Manifold	1	
55	59289	Return Manifold	1	

11.4c

T2 SPARE PARTS

Machines from 2016

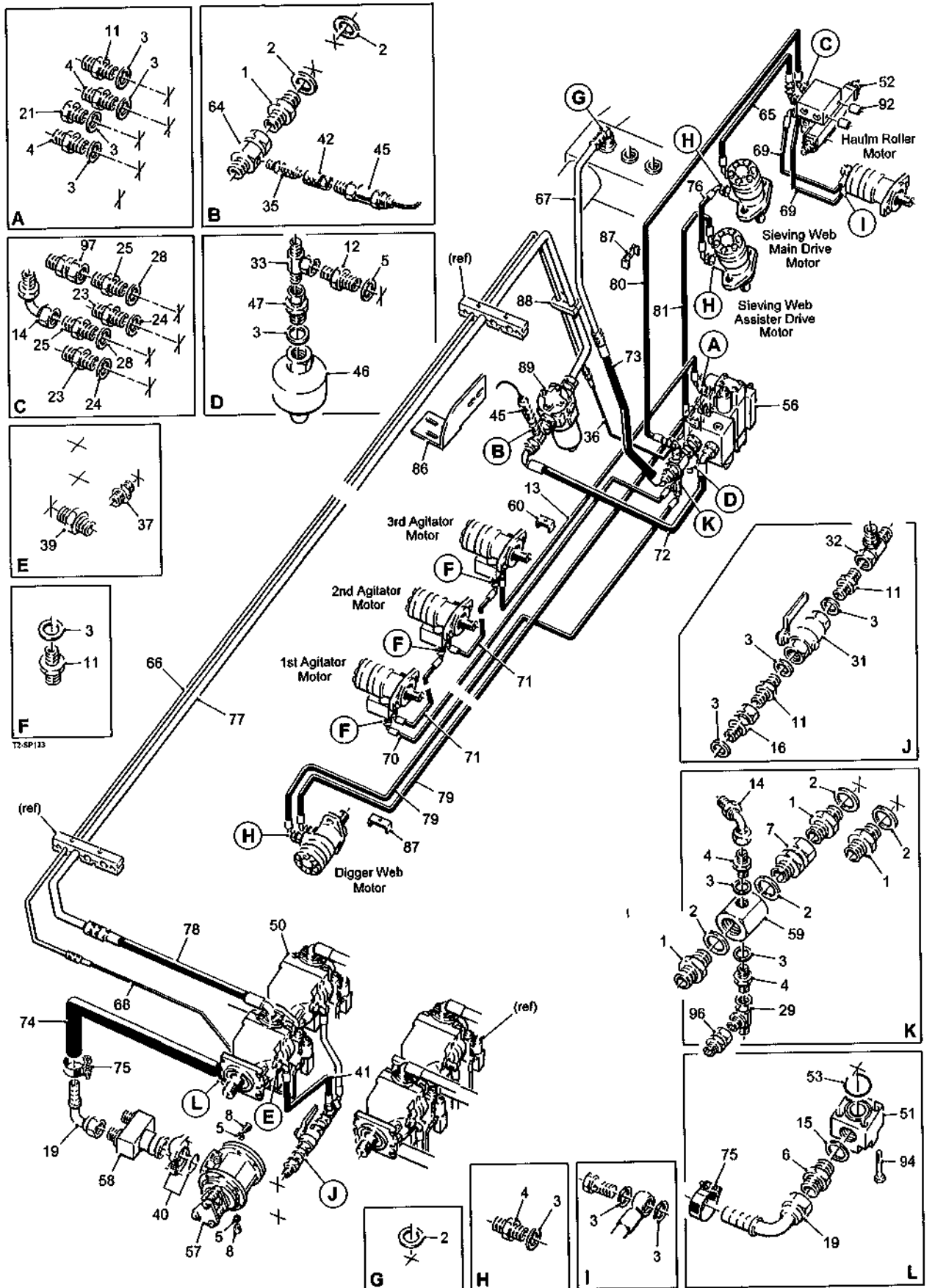
Powered Axle Hydraulics

Assy No 59031

Item	Part No.	Description	Qty.	Remarks
56	62970	Pipe Clamp (10-30)	2 pairs	
57				
58				
59	60161	1"BSP M F Gauge Port	1	
60	60673	1" 5K Hose Assembly (1100mm)	1	
61	60626	1" 5K Hose Assembly (1425mm)	1	
62	60664	Ø30 Steel Pipe Assembly	1	
63	60383	Ø10 Steel Pipe Assembly	1	
64	60396	Ø25 Steel Pipe Assembly	1	
65	60452	1"Hose Assembly (500mm)	1	
66	60453	1 1/4"Suction Hose (430mm)	1	
67	60532	Ø40-43mm Hose Band	2	
68	60630	1/4" 5K Hose Assembly (900mm)	1	
69	60631	1/4" 5K Hose Assembly (650mm)	1	
70	60632	1/4" 5K Hose Assembly (300mm)	1	
71				
72				
73				
74				
75	62774	Pressure Transmitter (400 Bar)	1	
76	62567A	LH Filter Mounting	1	
77				
78				
79	22028050/325	1/2"UNCx3 1/4"Bolt	4	
80				
81	UC25	3/8"BSPx1/2"BSP M M Adaptor	3	
82				
83	27459	M18x1/2"BSP M M Adaptor	6	
84	27461	M18 Dowty Seal	6	
85				
86				
87	27814	1/2"Hose Assembly (2400mm)	1	
88	60601	1/2"5K Hose Assembly (5900mm)	2	
89	60751	1/2"3K Hose Assembly (4900mm)	1	
90	60752	1/2"3K Hose Assembly (4200mm)	1	
91	60635	1/2"5K Hose Assembly (4700mm)	2	
92	60641	1/2"5K Hose Assembly (600mm)	2	
93	60642	1/2"5K Hose Assembly (3100mm)	2	
94				
95				
96	62336	Hydraulic Valve	1	
97				
98	64264	Hose Support	1	
99	64213	Hose Bracket	1	
100	64214	Hose Clamp	4	
101				
102	SS013009/020	Steel Spacer	8	

Machines from Serial No T2-168

Web Hydraulics Assy No 59032



11.5a**T2 SPARE PARTS**

Machines from Serial No T2-168

Web Hydraulics

Assy No 59032


Item	Part No.	Description	Qty.	Remarks
1	11114	1"BSP M M Adaptor	4	
2	11122	1"BSP Dowty Seal	7	
3	11124	1/2"BSP Dowty Seal	24	
4	11295	1/2"BSPx3/4"BSP M M Adaptor	10	
5	11337	1/4"BSP Dowty Seal	3	
6	11737	1 1/4"BSPx1 1/2"BSP M M Adaptor	1	
7	11808	1"BSP M F Swivel Adaptor	1	
8	11876/8	1/4"BSP Blanking Plug	2	
9				
10				
11	12315	1/2"BSP M M Adaptor	11	
12	12316	1/4"BSP M M Adaptor	1	
13	12348	1/2"Hose Assembly (1000mm)	1	
14	12350	3/4"BSP M F Swept 90° Adaptor	2	
15	12352	1 1/2"BSP Dowty Seal	1	
16	12602	1/2"BSP M F Swivel Adaptor	1	
17				
18				
19	13299	1 1/4"BSP 90° Push On Adaptor	2	
20				
21	24383	1/2"BSP Blanking Plug	1	
22				
23	27459	M18x1/2"BSP M M Adaptor	2	
24	27461	M18 Dowty Seal	2	
25	27904	M22x3/4"BSP M M Adaptor	2	
26				
27				
28	31167	M22 Dowty Seal	2	
29	32512	3/4"BSP M M F Tee	1	
30				
31	37019	1/2"BSP Shut-off Valve	1	
32	37367	1/2"BSP M F M Tee	1	
33	37199	1/4"BSP M M F Tee	1	
34				
35	42305	1/8"BSP Gauge Port	1	
36	44195	1/4"Hose Assembly (650mm)	1	
37	44198	1/4"BSPx7/16"UNF M M Adaptor	1	
38				
39	46303	1/2"BSPx7/8"UNF M M Adaptor	1	
40	46503	2 1/2" Split Flange Kit c/w O' Ring	1	
41	46620	1/2"Hose Assembly (450mm)	1	
42	46960	Pressure Gauge Adaptor	1	
43				
44				
45	51270	Pressure Transmitter	1	
46	51585	1/2"BSP Accumulator	1	
47	51588	1/4"BSPFx1/2"BSP M Swivel Adaptor	1	
48				
49				
50	56116	Tandem Hydraulic Pump Assembly	1	
51	56302	Pump Adaptor	1	
52	56619	Valve Block Assembly	1	
53	56637	2"Flange O' Ring	1	
54				
55				

T2 SPARE PARTS**11.5b**

Machines from Serial No T2-168

Web Hydraulics**Assy No 59032**

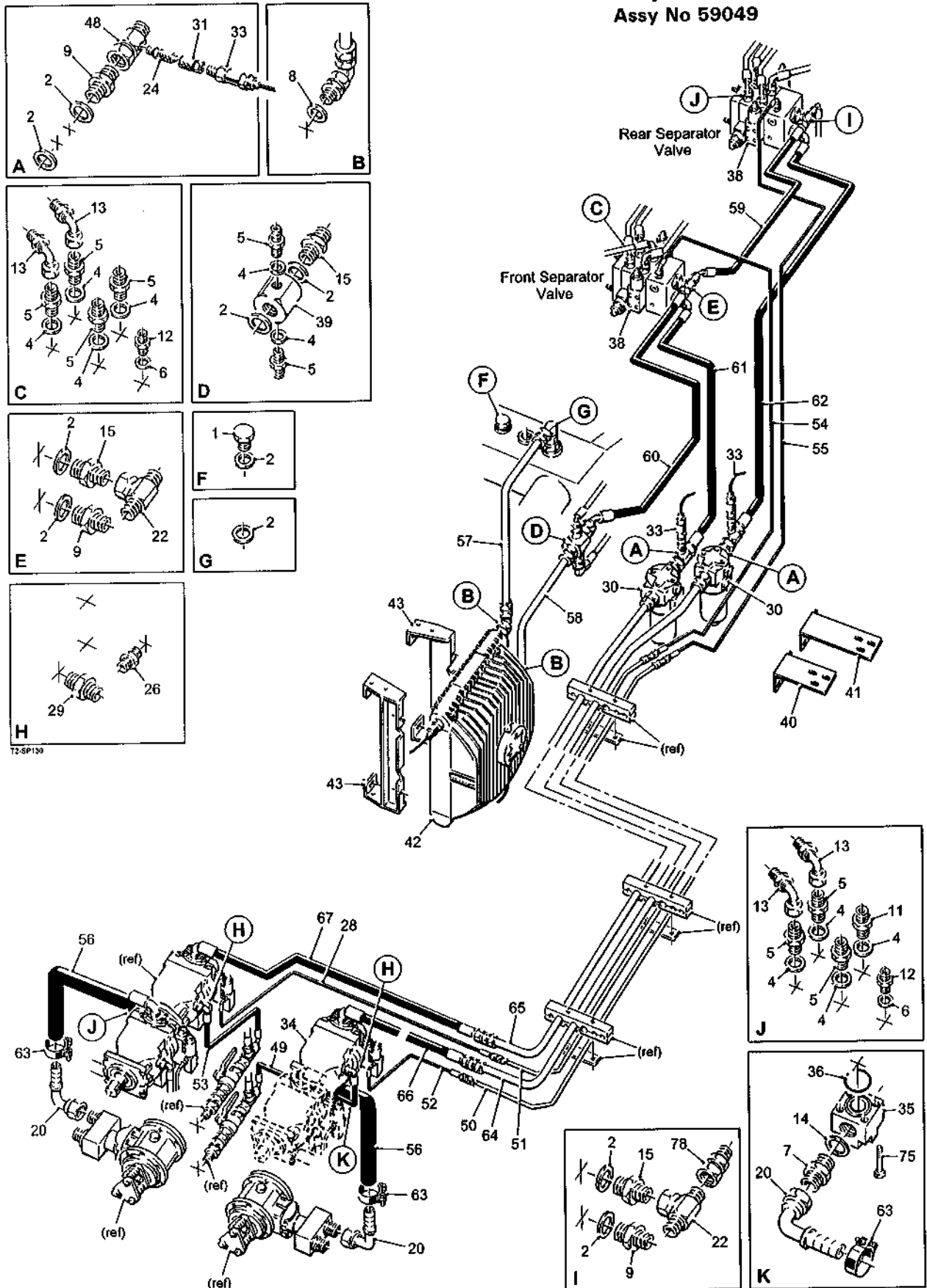
Item	Part No.	Description	Qty.	Remarks
56	59105	Valve Block Assembly	1	
57	59178	Suction Filter Complete	1	
58	59262	Suction Manifold	1	
59	59289	Return Manifold	1	
60	59295	Hose Clamp	3	
61				
62				
63				
64	60161	1"BSP M F Gauge Port	1	
65	60362	3/4"Hose Assembly (800mm)	1	
66	60381	Ø10 Steel Pipe Assembly	1	
67	60396	Ø25 Steel Pipe Assembly	1	
68	60407	1/4"Hose Assembly (1100mm)	1	
69	60424	1/2"Hose Assembly (400mm)	2	
70	60425	1/2"Hose Assembly (1800mm)	1	
71	60438	1/2"Hose Assembly (600mm)	2	
72	60444	1"Hose Assembly (1425mm)	1	
73	60451	1"Hose Assembly (520mm)	1	
74	60453	1 1/4"Suction Hose (430mm)	1	
75	60532	Ø40-43mm Hose Band	2	
76	60661	3/4"Hose Assembly (500mm)	1	
77	60665	Ø30 Steel Pipe Assembly	1	
78	60672	1"Hose Assembly (1100mm)	1	
79	60674	3/4"Hose Assembly (3250mm)	2	
80	52310	3/4"Hose Assembly (1500mm)	1	Prior to 2016 was 60675
81	60676	3/4"Hose Assembly (1600mm)	1	
82				
83				
84				
85				
86	62568A	RH Filter Mounting	1	
87	62966	Hose Clamp	7	
88	62970	Pipe Clamp (10-30)	2 pair	
89	62979	Pressure Filter Complete	1	Element only 37770/1
90				
91				
92	SS025009/025	Steel Spacer	2	
93				
94	22028050/325	1/2"UNCx3 1/4"Bolt	4	
95				
96	TBMW659	1/2"BSP Mx3/4"BSPF Swivel Adaptor	1	
97	TBMW338	3/4"BSP Mx3/4"BSPF Swivel Adaptor	1	



Machines from Serial No T2-168

Separator Hydraulics

Assy No 59049



T2-SP130

11.6a**T2 SPARE PARTS**

Machines from Serial No T2-168

Separator Hydraulics

Assy No 59049

Item	Part No.	Description	Qty.	Remarks
1	11116	1"BSP Blanking Plug	1	Not used with star feed
2	11122	1"BSP Dowty Seal	12	
3				
4	11124	1/2"BSP Dowty Seal	10	
5	11295	1/2"BSPx3/4"BSP M M Adaptor	9	
6	11337	1/4"BSP Dowty Seal	2	
7	11737	1 1/4"BSPx1 1/2"BSP M M Adaptor	2	
8	11740	1 1/4"BSP Dowty Seal	2	
9	11114	1"BSP M M Adaptor	4	
10				
11	12315	1/2"BSP M M Adaptor	1	
12	12316	1/4"BSP M M Adaptor	2	
13	12350	3/4"BSP M F Swept 90° Adaptor	4	
14	12352	1 1/2"BSP Dowty Seal	2	
15	12560	3/4"BSPx1"BSP M M Adaptor	3	
16				
17				
18				
19				
20	13299	1 1/4"BSP 90° Push On Adaptor	4	
21				
22	27811	3/4"BSP M M F Tee	2	
23				
24	42305	1/8"BSP Gauge Port	2	
25				
26	44198	1/4"BSPx7/16"UNF M M Adaptor	2	
27				
28	46253	1/4"Hose Assembly (1300mm)	1	
29	46303	1/2"BSPx7/8"UNF M M Adaptor	2	
30	62979	Pressure Filter Complete	2	Element only 37770/1
31	46960	Pressure Gauge Adaptor	2	
32				
33	51270	Pressure Transmitter	2	
34	56116	Tandem Hydraulic Pump Assembly	1	Single pump 56116A
35	56302	Pump Adaptor	2	
36	56637	2"Flange O' Ring	2	
37				
38	59106	Valve Block Assembly	2	
39	59289	Return Manifold	1	
40	59325	Filter Mounting (short)	1	
41	59326	Filter Mounting (long)	1	
42	59344	Oil Cooler Complete	1	Thermostat only 59344/1
43	59437	Mounting Bracket	2	
44				
45				
46				
47				
48	60161	1"BSP M F Gauge Port	2	
49	60359	1/2"Hose Assembly (700mm)	1	
50	60386	Ø10 Steel Pipe Assembly	1	
51	60387	Ø10 Steel Pipe Assembly	1	
52	60406	1/4"Hose Assembly (1200mm)	1	
53	60409	1/2"Hose Assembly (300mm)	1	
54	60413	1/4"Hose Assembly (2050mm)	1	
55	60414	1/4"Hose Assembly (3000mm)	1	

T2 SPARE PARTS**11.6b**

Machines from Serial No T2-168

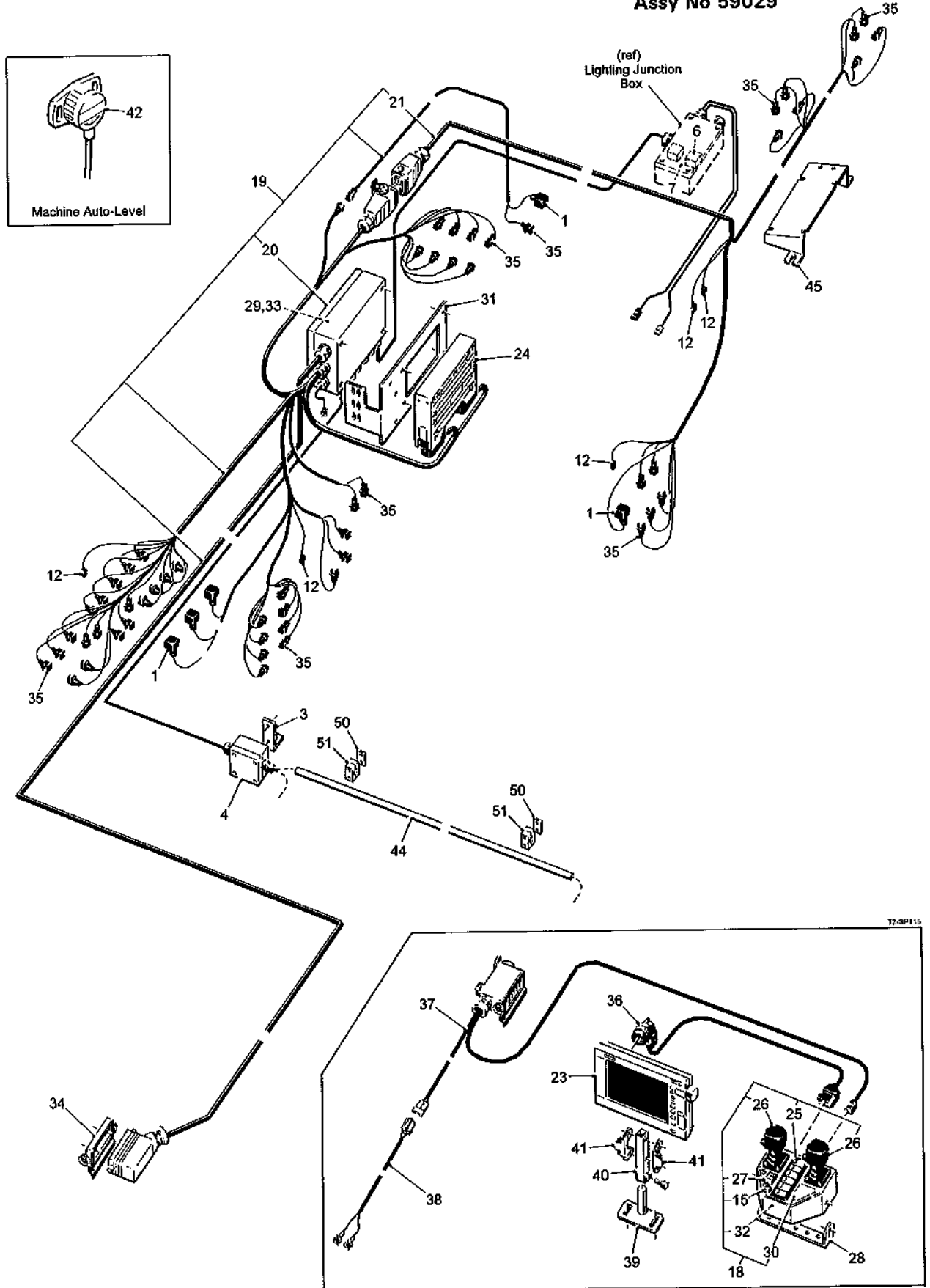
Separator Hydraulics**Assy No 59049**

Item	Part No.	Description	Qty.	Remarks
56	60454	1 1/4" Suction Hose (500mm)	2	
57	60459	Ø25 Steel Pipe Assembly	1	
58	60460	Ø25 Steel Pipe Assembly	1	
59	60486	3/4" Hose Assembly (875mm)	1	
	41182	3/4" Hose Assembly (600mm)	1	Omega Assy 59095A only
60	60487	3/4" Hose Assembly (1150mm)	1	
	60035	3/4" Hose Assembly (900mm)	1	Starflow only
61	24145	1" Hose Assembly (1150mm)	1	
	60697	1" Hose Assembly (950mm)	1	Starflow only
62	60448	1" Hose Assembly (1625mm)	1	
	60698	1" Hose Assembly (1625mm)	1	Rear Proclean only
	60779	1" Hose Assembly (1400mm)	1	Omega Assy 59095A only
63	60532	Ø40-43mm Hose Band	4	
64	60666	Ø30 Steel Pipe Assembly	1	
65	60667	Ø30 Steel Pipe Assembly	1	
66	60668	1" Hose Assembly (1300mm)	1	
67	60669	1" Hose Assembly (1400mm)	1	
68				
69				
70				
71				
72				
73				
74				
75	22028050/325	1/2" UNC x 3 1/4" Bolt	8	
76				
77				
78	TBMW659	1/2" BSP M x 3/4" BSPF Swivel Adaptor	1	



Machines from Serial No T2-168

Electrical Assembly Assy No 59029



T2-SP115

11.7a**T2 SPARE PARTS**

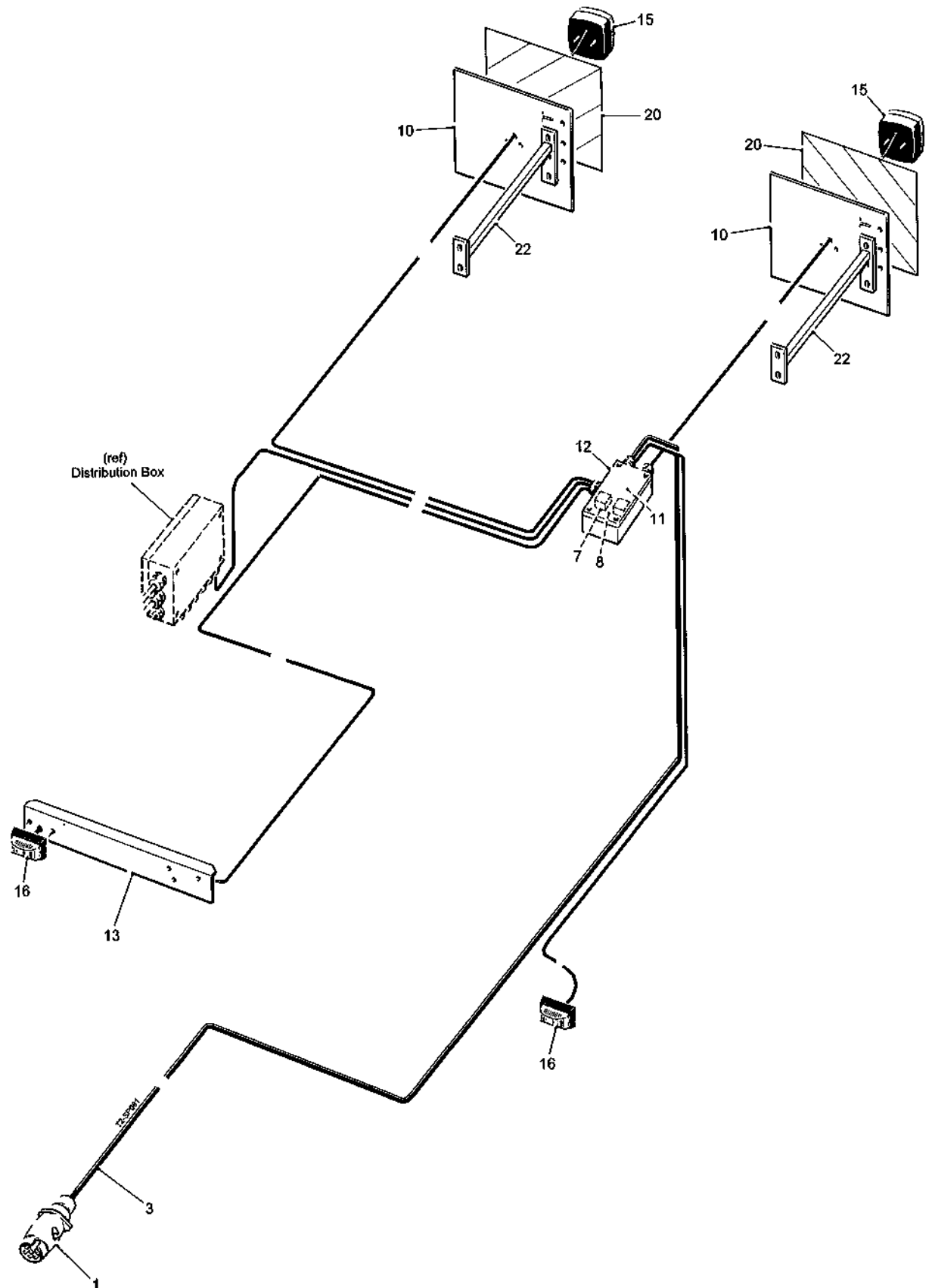
Machines from Serial No T2-168

Electrical Assembly**Assy No 59029**

Item	Part No.	Description	Qty.	Remarks
1	27189	Hirschman Plug	a/r	
2				
3	46940	Junction Box Mounting Bracket	1	
4	46892	Junction Box	1	
5				
6	51240	Oil Cooler Relay	1	
7	51247	25 Amp Fuse	2	
8				
9				
10				
11				
12	54220	2 Way Female Connector	5	
13				
14				
15	57243	Green Push Button Switch	1	
16				
17				
18	59046	Slave Box Complete	1	
19	59047	Machine Loom Complete	1	
20	59047/1	Distribution Box and Loom	1	
21	59047/2	LH Loom	1	
22				
23	59231	Touch-Screen Monitor	1	
24	59232	C/ESX-3XL-A Controller	1	
25	59239	Rocker Switch Bank Assembly	1	
26	59240	Joystick	2	
27	59241	Rocker Switch	1	
28	59248	Stirrup	1	
29	59253	Distribution Board	1	
30	59254	Decal	1	
31	59271	Module Mounting Plate	1	
32	59368	Slave Board	1	
33	59371	Box	1	
34	59375	Plug Cover	1	
35	59402	2 Way Terminal Plug	a/r	
36	59403	Display Loom	1	
37	59404	Cab Loom	1	
38	59405	Power Lead	1	
39	59432	Screen Base	1	
40	59433	Screen Stem	1	
41	59434	Screen Bracket	2	
42	59455	Auto-level Tilt Sensor	1	Optional
43				
44	62892	Cable Tube (1300mm)	1	Rubber depth rollers
	62892A	Cable Tube (660mm)	1	Ultrasonic depth control
45	62982	Enclosure Mounting Plate	1	
46				
47				
48				
49				
50	RPC654.309025	Clamp Plate	2	
51	RPC654.309026	Hose Clamp	2	

Machines from Serial No T2-168

Road Lights Assembly
Assy No 59036



11.8a**T2 SPARE PARTS**

Machines from Serial No T2-168

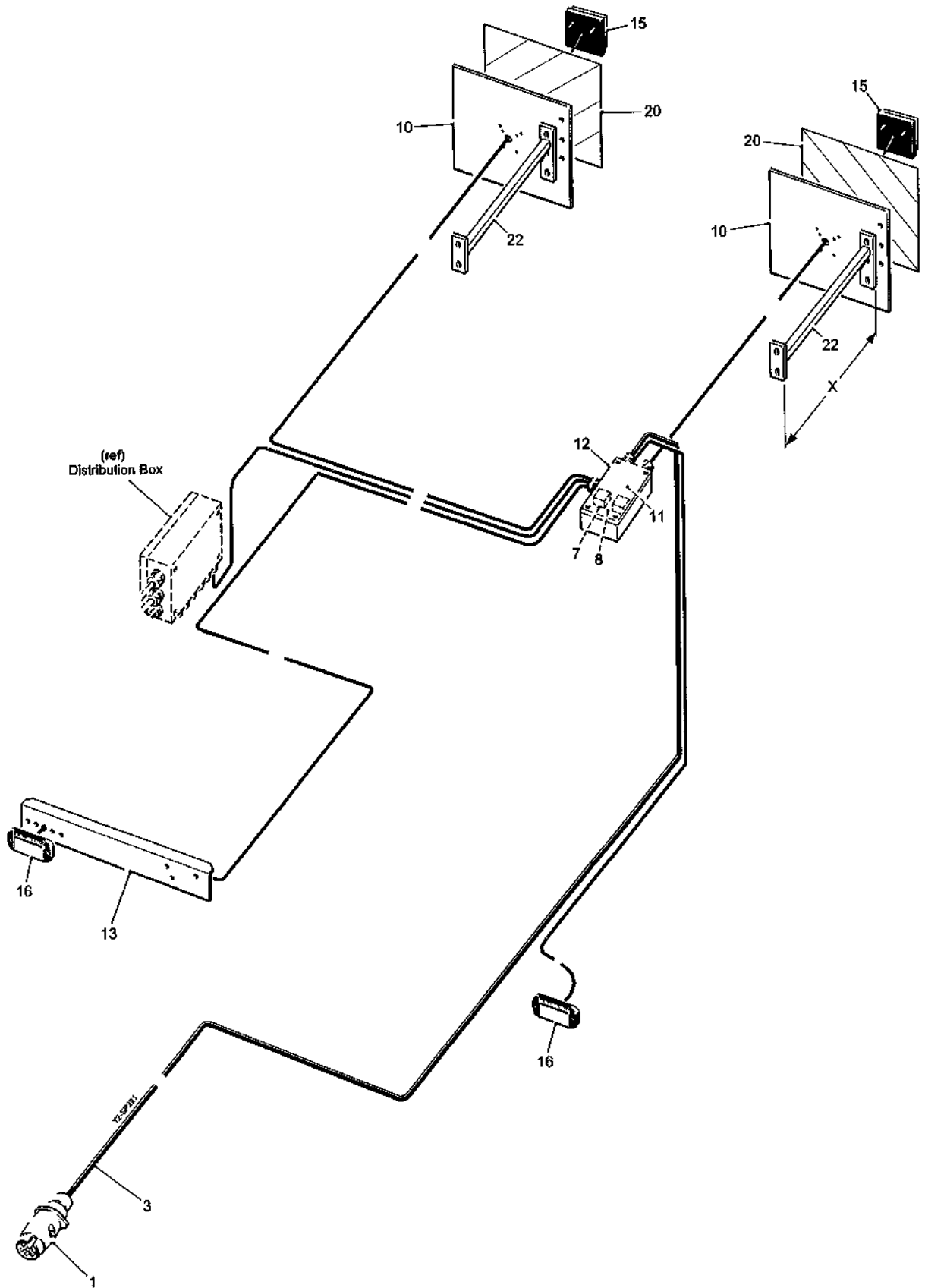
Road Lights Assembly

Assy No 59036

Item	Part No.	Description	Qty.	Remarks
1	10134	7 Pin Plug	1	
2				
3	11369	7 Core Cable	10.5m	
4				
5				
6				
7	51240	Working Lights Relay	1	
8	51247	25 Amp Fuse	2	
9				
10	59285	Rear Light Bracket	2	
11	59369X	Lighting Board	1	
12	59435	Box only	1	
13	59722	Light Mounting plate	1	
14				
15	62217	LED Rear Light Assembly	2	
16	62470	LED Front Light Assembly	2	
17				
18				
19				
20	TR496	Red/White Stripe Reflector Decal	2	
21				
22	59597	Light Extension Bracket	2	Used with rear platform only

Machines from 2016

Road Lights Assembly
Assy No 59036



11.8a**T2 SPARE PARTS**

Machines from 2016

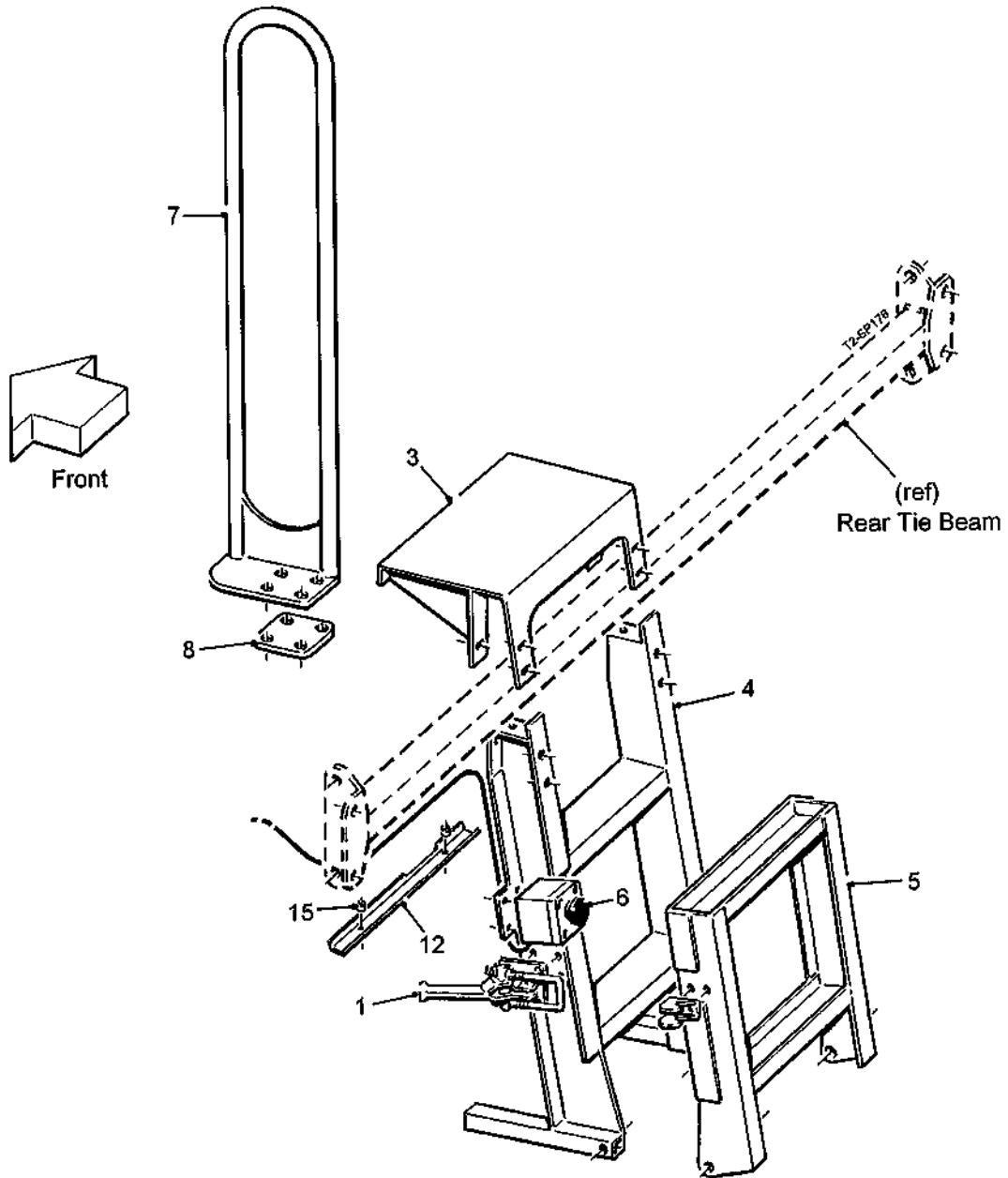
Road Lights Assembly

Assy No 59036

Item	Part No.	Description	Qty.	Remarks
1	10134	7 Pin Plug	1	
2				
3	11369	7 Core Cable	10.5m	
4				
5				
6				
7	51240	Working Lights Relay	1	
8	51247	25 Amp Fuse	2	
9				
10	59285	Rear Light Bracket	2	
11	59369	Lighting Board	1	
12	59435	Box only	1	
13	59722	Light Mounting plate	1	
14				
15	62217A	LED Rear Light Assembly	2	
16	62470	LED Front Light Assembly	2	
17				
18				
19				
20	TR496	Red/White Stripe Reflector Decal	2	
21				
22	59597	Light Extension Bracket (X = 685mm)	2	Used with rear platform
	59597A	Light Extension Bracket (X = 769mm)	2	Used with Omega Pro-clean

Machines from Serial No T2-168

Rear Step Ladder



12.1a**T2 SPARE PARTS**

Machines from Serial No T2-168

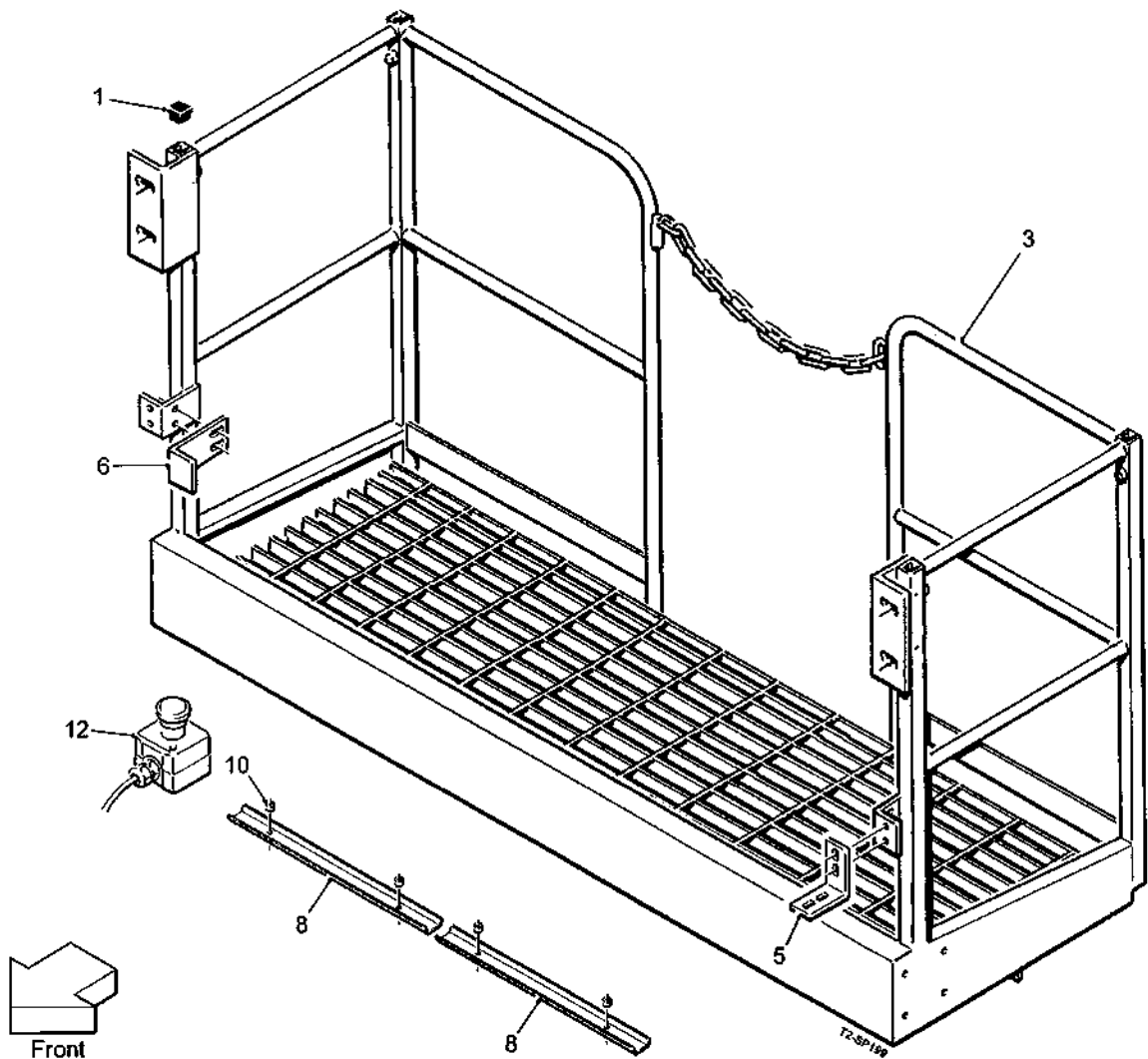
Rear Step Ladder

Item	Part No.	Description	Qty.	Remarks
1	58115	Latch Clamp Complete	1	
2				
3	59687	Top Step	1	
4	59688	Top Ladder	1	
5	59689	Hinged Ladder	1	
6	59690	Stop Switch	1	
7	59805	Hand Rail	1	
8	59806	Clamp Plate	1	
9				
10				
11				
12	64008A	Cable Support Plate	1	
13				
14				
15	SS012006/015	Steel Spacer	2	

Machines from Serial No T2-168

Rear Inspection Platform

Assy No 59062



12.2a**T2 SPARE PARTS**

Machines from Serial No T2-168

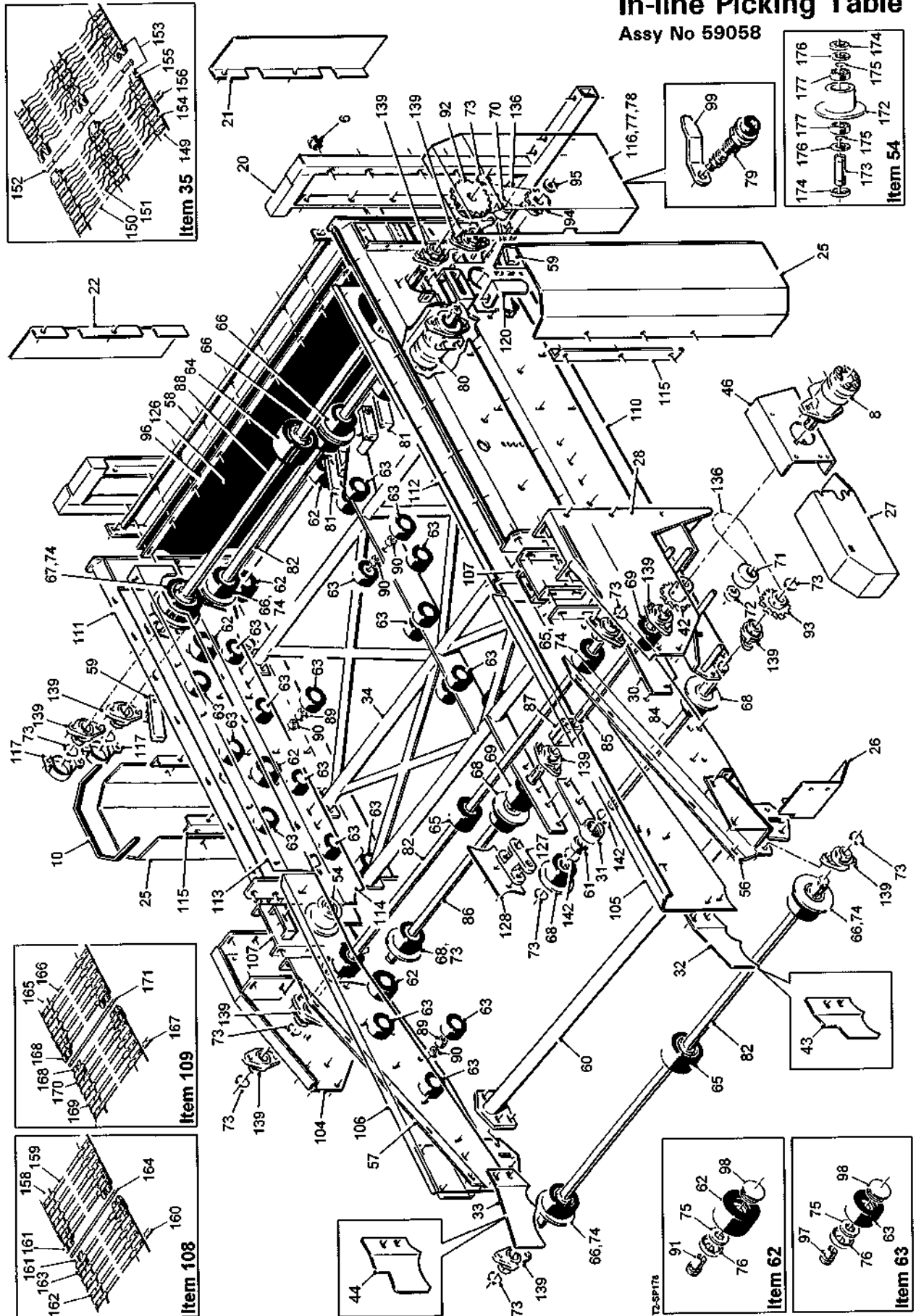
Rear Inspection Platform**Assy No 59062**

Item	Part No.	Description	Qty.	Remarks
1	37753	30x30 Plastic Insert	4	
2				
3	59407	Inspection Platform	1	
4				
5	62889	LH Support Bracket	1	
6	62890	RH Support Bracket	1	
7				
8	64008	Cable Support Plate	2	
9				
10	SS012006/010	Steel Spacer	4	
11				
12	44740	Emergency Stop Switch	1	

Machines from Serial No T2-168

In-line Picking Table

Assy No 59058



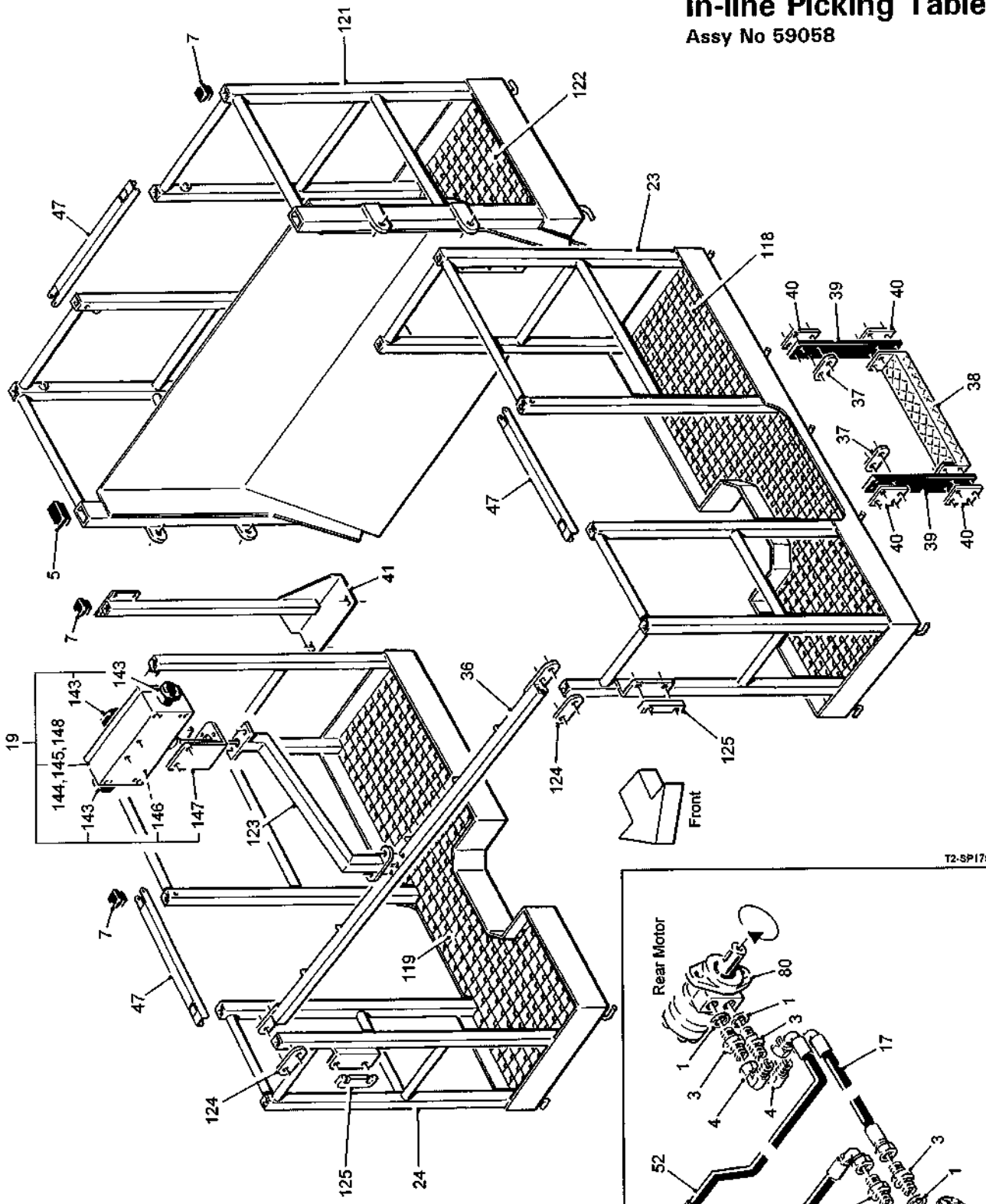
12.3a

T2 SPARE PARTS

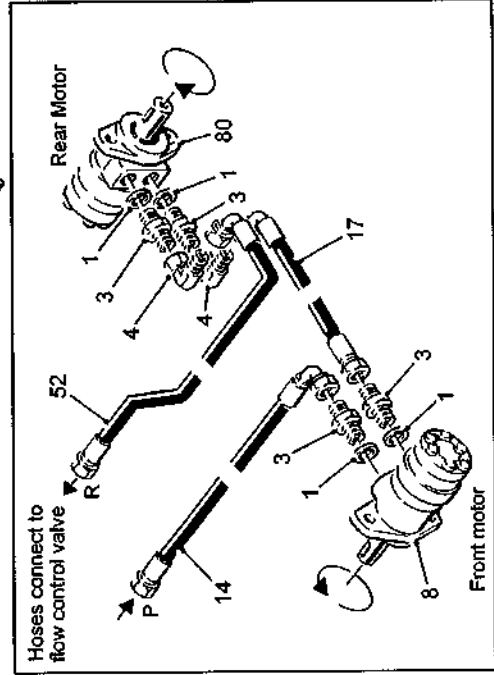
Machines from Serial No T2-168

In-line Picking Table

Assy No 59058



T2-SP178



T2 SPARE PARTS**12.3b**

Machines from Serial No T2-168

In-line Picking Table**Assy No 59058**

Item	Part No.	Description	Qty.	Remarks
1	11124	1/2"BSP Dowty Seal	4	
2				
3	12315	1/2"BSP M M Adaptor	4	
4	32475	1/2"BSP M F Compact 90°Elbow	2	
5	32669	60x40 Plastic Insert	2	
6	37391	Plastic Insert	8	
7	37753	30x30 Plastic Insert	18	Qty x10 with canopy
8	37897	Hydraulic Motor	1	
9				
10	43227	Edging Strip	a/r	
11				
12				
13				
14	60683	1/2"Hose Assembly (3100mm)	1	
15				
16				
17	51553	1/2"Hose Assembly (2300mm)	1	
18				
19	59078	Control Box Assembly	1	(see list at end)
20	59409	Platform Support Frame	1	
21	59410	LH Rear Infill Panel	1	
22	59411	RH Rear Infill Panel	1	
23	59412	LH Platform	1	
24	59413	RH Platform	1	
25	59414	Side Chute	2	
26	59286	Cross Web Guard LH	1	Used on build 62762A
27	59416A	Guard	1	
28	59648A	LH Mounting Panel	1	
29				
30	59420	LH Lower Side Panel	1	
31	59421	Bearing Housing	1	
32	59422	LH Deflector	1	Transfer with clod roller use 59422A
33	59423	RH Deflector	1	Transfer with clod roller use 59423A
34	59650	Cross Brace	1	
35	59449	Picking Web Assembly	1	(see list at end)
36	59468	Support Bar	1	
37	59469	Clamp Plate	6	
38	59470	Step	3	
39	59471	Strap	6	
40	59485	Support Plate	12	
41	59728	Light Mounting bracket	2	
42	59739	15T 3/4"Pitch Sprocket	1	
43	59779	LH Deflector	1	Used with omega single transfer roller
44	59780	RH Deflector	1	Used with omega single transfer roller
45				
46	62895	Motor Mounting	1	
47	62976	Safety Rail	3	
48				
49				
50				
51				
52	60484	1/2"Hose Assembly (5600mm)	1	
53				
54	KA16021	Ø80 Flanged Roller Assembly	2	(see list at end)
55				

12.3c

T2 SPARE PARTS

Machines from Serial No T2-168

In-line Picking Table

Assy No 59058

Item	Part No.	Description	Qty.	Remarks
56	RPA610.303525	LH Mounting Panel	1	
57	RPA610.303526	RH Mounting Panel	1	
58	RPA610.303586A	Rear Chute	1	
59	RPA610.303818	Adjuster Arm	2	
60	RPA610.305863	Support Bar	1	
61	RPB208.022062	Bearing	1	
62	RPC700.300147	Ø95 Plain Roller c/w Bearings	10	
63	RPC700.300227	Ø75 Plain Roller c/w Bearings	36	
64	RPC700.301543	Ø132 Plain Drive Roller (Ø35 bore)	1	
65	RPC700.302662	Ø100 Plain Roller (Ø35 bore)	4	
66	RPC700.302663	Ø100 Flanged Roller (Ø35 bore)	6	
67	RPC700.303613	Ø132 Flanged Drive Roller (Ø35 bore)	2	
68	RPC700.303618	Ø100 Flanged Roller (Ø30 bore)	4	
69	RPC700.303619	Ø100 Plain Roller (Ø30 bore)	2	
70	RPC700.304412	Nylon Chain Tensioner	1	
71	RPC700.307700	Nylon Chain Tensioner	1	
72	RPC700.307993	Tensioner Spacer	1	
73	RPF200.030200	Ø30 External Circlip	13	
74	RPF200.035250	Ø35 External Circlip	8	
75	RPGM070.00446	Felt Seal Ring	46	
76	RPGM089.00565	Roller Shield	46	
77	RPGMRP99.03510	Hinge	1	
78	RPGMRP99.03511	Hinge	1	
79	57199	Lock Assembly	1	
80	RPH850.302359	Hydraulic Motor	1	
81	RPM102.302146	Roller Arm	2	
82	RPM162.302073	Ø35 Shaft	3	
83				
84	RPM162.303608	Ø30 Shaft	1	
85	59652	Ø30 Shaft	1	
86	RPM162.303610	Ø30 Shaft	1	
87	RPM162.303612	Coupling	1	
88	RPM162.303630	Ø35 Shaft	1	
89	RPM176.306318	20mm Spacer	32	
90	RPM176.306319	10mm Spacer	46	
91	RPM180.303071	Roller Spindle	10	
92	RPM182.300347	24T 3/4"Pitch Sprocket	1	
93	RPM182.300348	15T 3/4"Pitch Sprocket	1	
94	RPM182.300350	12T 3/4"Pitch Sprocket	1	
95	RPM196.300869	Washer	1	
96	RPM256.302154	Clamp Strip	1	
97	RPM180.300308	Roller Spindle	36	
98	RPC620.303070	Cap	46	
99	57219		1	
100				
101				
102				
103				
104	59649	RH Mounting Panel	1	
105	RPS113	LH Upper Side Panel	1	
106	RPS114	RH Upper Side Panel	1	
107	RPS122	Infill Panel	2	
108	RPS561	Transfer Web (long)	1	(see list at end)
109	59661	Transfer Web (short)	1	(see list at end)
110	RPS571	LH Mounting Panel	1	

T2 SPARE PARTS

12.3d

Machines from Serial No T2-168

In-line Picking Table

Assy No 59058

Item	Part No.	Description	Qty.	Remarks
111	RPS572	RH Mounting Panel	1	
112	RPS573	LH Side Panel	1	
113	RPS574	RH Side Panel	1	
114	62755	RH Lower Side Panel	1	
115	RPS601	Mounting Angle	4	
116	RPS602	Drive Guard	1	
117	RPS603	Bearing Guard	2	
118	RPS608	LH Platform Base	1	
119	RPS609	RH Platform Base	1	
120	RPS704	Guard Latch Plate	1	
121	RPS707	Rear Platform	1	
122	RPS708	Rear Platform Base	1	
123	RPS710	Control Box Arm	1	
124	RPS712	Clamp Plate	2	
125	RPS717	Spacer Plate	2	
126	RPS828	Rubber Sheet	1	
127	RPS898	Mounting Bracket	1	
128	59651	Infill Plate	1	
129				
130				
131				
132				
133				
134				
135				
136	RPT732.620050	3/4" Pitch Drive Chain	2	
137				
138				
139	SFT30	Bearing	12	
140				
141				
142	W0168	Ø62 Internal Circlip	2	
	59078	Control Box Assembly Consists Of:		
143	37279	Emergency Stop Button Complete	3	
144	59464	Module Box	1	
145	59465	Module Cable	7	
146	59466	CAN Slave Module	1	
147	59472	Box Base Plate	1	
148	TR500	Decal	1	
	59449	Picking Web Assembly Consists Of:		
149	-	Web Belt	3	
150	RPS105/2B	Web Rod c/w Sleeve	63	
151	RPS105/1B	Cranked Web Rod c/w Sleeve	126	
152	RPS105/3B	Joining Rod c/w Sleeve	1	
153	RPM419.362824	Joining Clip Set	3	
154	RPF240.150230	Web Bar Rivet	1134	
155	RPF240.150300	Connector Rivet	24	
156	RPGM019.00155	Clamp Plate	567	
157				
	RPS561	Transfer Web (long) Consists Of:		
158	-	Web Belt	2	
159	RPS561/1	Web Bar	117	

12.3e

T2 SPARE PARTS

Machines from Serial No T2-168

In-line Picking Table

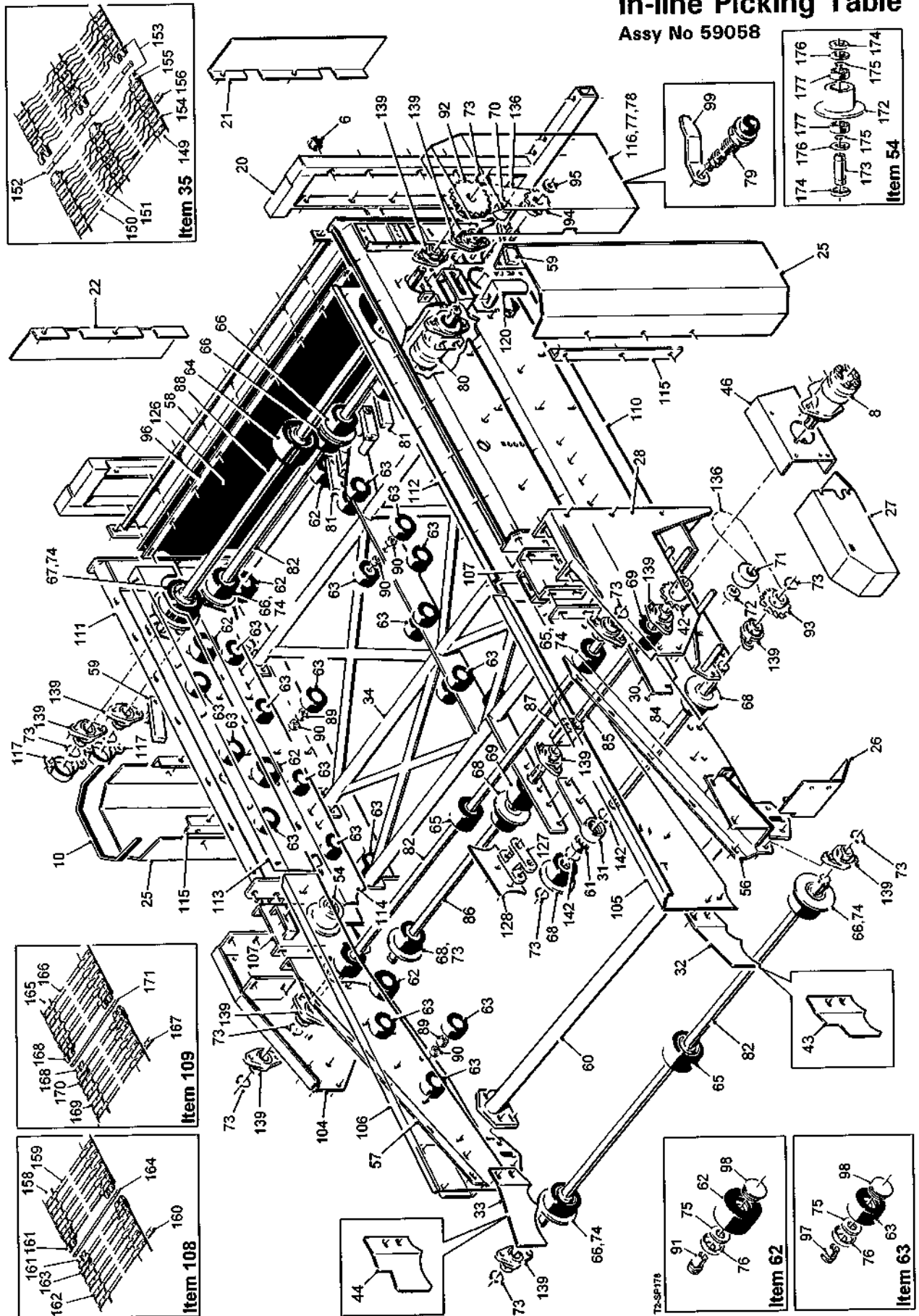
Assy No 59058

Item	Part No.	Description	Qty.	Remarks
160	KA16049	Clamp Plate	230	
161	KA16040	Joiner	2 pair	
	RPS561/3AF	'F' Type Joiner	2 pair	
162	DIN661 5x30	Ø5x30 Rivet	a/r	
163	DIN661 5x23	Ø2x23 Rivet	a/r	
164	RPS561/2	Joining Rod	1	
	RPS561/2AF	Joining Rod (for 'F' type joiner)	1	
	59661	Transfer Web (short) Consists Of:		
165	-	Web Belt	2	
166	RPS561/1	Web Bar	98	
167	KA16049	Clamp Plate	192	
168	KA16040	Joiner	2 pair	
	RPS561/3AF	'F' Type Joiner	2 pair	
169	DIN661 5x30	Ø5x30 Rivet	a/r	
170	DIN661 5x23	Ø2x23 Rivet	a/r	
171	RPS561/2	Joining Rod	1	
	RPS561/2AF	Joining Rod (for 'F' type joiner)	1	
	KA16021	Roller Assembly Consists Of:		
172	KA16021/1	Ø80 Flanged Steel Roller	1	
173	KA16021/4	Spindle	1	
174	PH408	Seal	2	
175	PS843	External Circlip	2	
176	0000300504	Felt Seal	2	
177	6005RS	Bearing	2	

Machines from 2016

In-line Picking Table

Assy No 59058



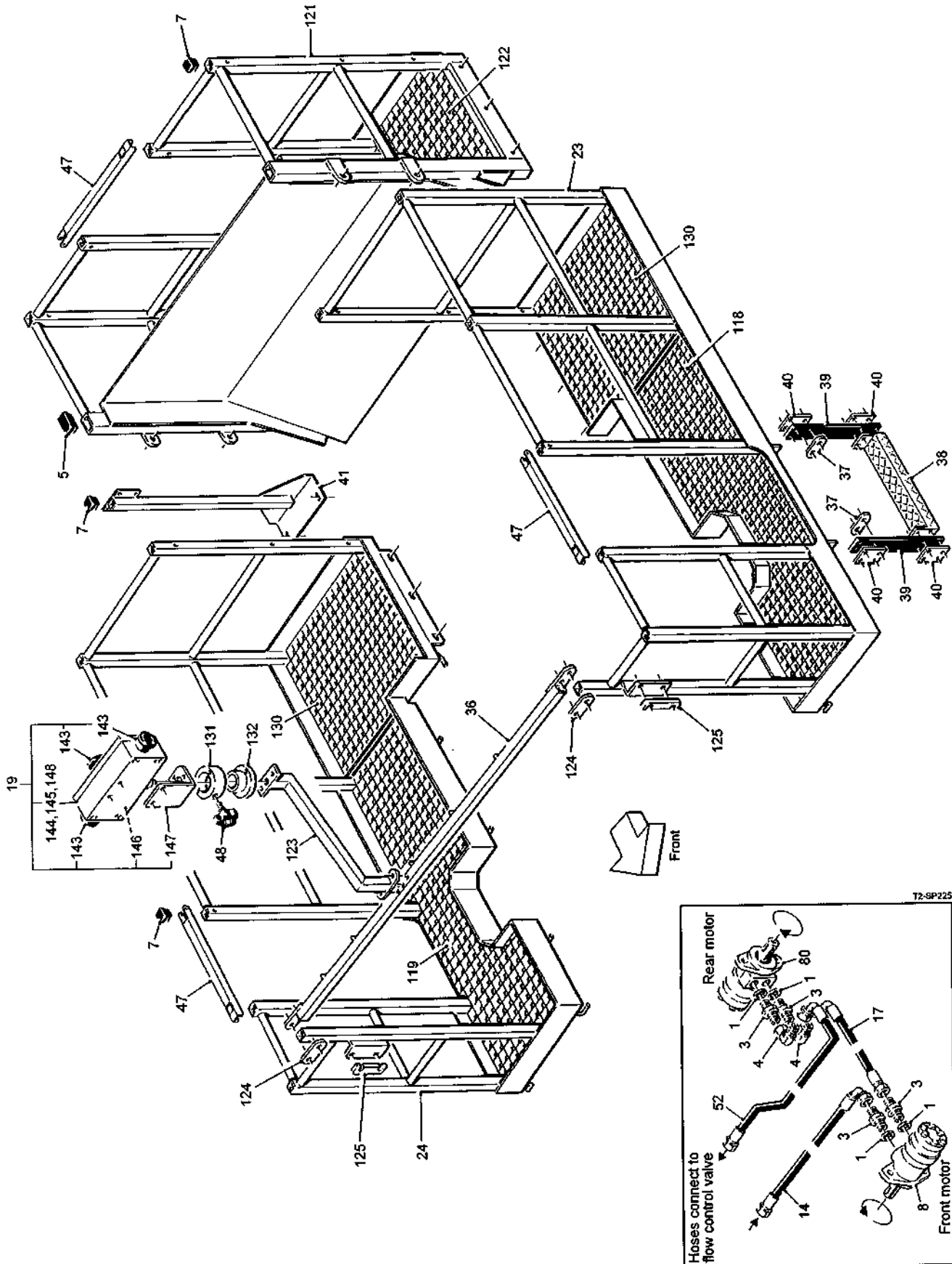
12.3a

T2 SPARE PARTS

Machines from 2016

In-line Picking Table

Assy No 59058



T2 SPARE PARTS**12.3b**

Machines from 2016

In-line Picking Table**Assy No 59058**

Item	Part No.	Description	Qty.	Remarks
1	11124	1/2"BSP Dowty Seal	4	
2				
3	12315	1/2"BSP M M Adaptor	4	
4	32475	1/2"BSP M F Compact 90°Elbow	2	
5	32669	60x40 Plastic Insert	2	
6	37391	Plastic Insert	8	
7	37753	30x30 Plastic Insert	20	Qty x16 with canopy
8	37897	Hydraulic Motor	1	
9				
10	43227	Edging Strip	a/r	
11				
12				
13				
14	60683	1/2"Hose Assembly (3100mm)	1	
15				
16				
17	51553	1/2"Hose Assembly (2300mm)	1	
18				
19	59078	Control Box Assembly	1	(see list at end)
20	59409	Platform Support Frame	1	
21	59410	LH Rear Infill Panel	1	
22	59411	RH Rear Infill Panel	1	
23	64191	LH Platform	1	
24	64192	RH Platform	1	
25	59414	Side Chute	2	
26	59286	Cross Web Guard LH	1	Used on build 62762A
27	59416A	Guard	1	
28	59648A	LH Mounting Panel	1	
29				
30	59420	LH Lower Side Panel	1	
31	59421	Bearing Housing	1	
32	59422	LH Deflector	1	Transfer with clod roller use 59422A
33	59423	RH Deflector	1	Transfer with clod roller use 59423A
34	59650	Cross Brace	1	
35	59449	Picking Web Assembly	1	(see list at end)
36	59468	Support Bar	1	
37	59469	Clamp Plate	6	
38	59470	Step	3	
39	59471	Strap	6	
40	59485	Support Plate	12	
41	59728	Light Mounting bracket	2	
42	59739	15T 3/4"Pitch Sprocket	1	
43	59779	LH Deflector	1	Used with omega single transfer roller
44	59780	RH Deflector	1	Used with omega single transfer roller
45				
46	62895	Motor Mounting	1	
47	62976	Safety Rail	3	
48	62251	Knob	1	
49				
50				
51				
52	60484	1/2"Hose Assembly (5600mm)	1	
53				
54	KA16021	Ø80 Flanged Roller Assembly	2	(see list at end)
55				

12.3c

T2 SPARE PARTS

Machines from 2016

In-line Picking Table

Assy No 59058

Item	Part No.	Description	Qty.	Remarks
56	RPA610.303525	LH Mounting Panel	1	
57	RPA610.303526	RH Mounting Panel	1	
58	RPA610.303586A	Rear Chute	1	
59	RPA610.303818	Adjuster Arm	2	
60	RPA610.305863	Support Bar	1	
61	RPB208.022062	Bearing	1	
62	RPC700.300147	Ø95 Plain Roller c/w Bearings	10	
63	RPC700.300227	Ø75 Plain Roller c/w Bearings	36	
64	RPC700.301543	Ø132 Plain Drive Roller (Ø35 bore)	1	
65	RPC700.302662	Ø100 Plain Roller (Ø35 bore)	4	
66	RPC700.302663	Ø100 Flanged Roller (Ø35 bore)	6	
67	RPC700.303613	Ø132 Flanged Drive Roller (Ø35 bore)	2	
68	RPC700.303618	Ø100 Flanged Roller (Ø30 bore)	4	
69	RPC700.303619	Ø100 Plain Roller (Ø30 bore)	2	
70	RPC700.304412	Nylon Chain Tensioner	1	
71	RPC700.307700	Nylon Chain Tensioner	1	
72	RPC700.307993	Tensioner Spacer	1	
73	RPF200.030200	Ø30 External Circlip	13	
74	RPF200.035250	Ø35 External Circlip	8	
75	RPGM070.00446	Felt Seal Ring	46	
76	RPGM089.00565	Roller Shield	46	
77	RPGMRPB99.03510	Hinge	1	
78	RPGMRPB99.03511	Hinge	1	
79	57199	Lock Assembly	1	
80	RPH850.302359	Hydraulic Motor	1	
81	RPM102.302146	Roller Arm	2	
82	RPM162.302073	Ø35 Shaft	3	
83				
84	RPM162.303608	Ø30 Shaft	1	
85	59652	Ø30 Shaft	1	
86	RPM162.303610	Ø30 Shaft	1	
87	RPM162.303612	Coupling	1	
88	RPM162.303630	Ø35 Shaft	1	
89	RPM176.306318	20mm Spacer	32	
90	RPM176.306319	10mm Spacer	46	
91	RPM180.303071	Roller Spindle	10	
92	RPM182.300347	24T 3/4"Pitch Sprocket	1	
93	RPM182.300348	15T 3/4"Pitch Sprocket	1	
94	RPM182.300350	12T 3/4"Pitch Sprocket	1	
95	RPM196.300869	Washer	1	
96	RPM256.302154	Clamp Strip	1	
97	RPM180.300308	Roller Spindle	36	
98	RPC620.303070	Cap	46	
99	57219		1	
100				
101				
102				
103				
104	59649	RH Mounting Panel	1	
105	RPS113	LH Upper Side Panel	1	
106	RPS114	RH Upper Side Panel	1	
107	RPS122	Infill Panel	2	
108	RPS561	Transfer Web (long)	1	(see list at end)
109	59661	Transfer Web (short)	1	(see list at end)
110	RPS571	LH Mounting Panel	1	

T2 SPARE PARTS**12.3d**

Machines from 2016

In-line Picking Table

Assy No 59058

Item	Part No.	Description	Qty.	Remarks
111	RPS572	RH Mounting Panel	1	
112	RPS573	LH Side Panel	1	
113	RPS574	RH Side Panel	1	
114	62755	RH Lower Side Panel	1	
115	RPS601	Mounting Angle	4	
116	RPS602	Drive Guard	1	
117	RPS603	Bearing Guard	2	
118	RPS608	LH Platform Base	1	
119	RPS609	RH Platform Base	1	
120	RPS704	Guard Latch Plate	1	
121	64193	Rear Platform	1	
122	RPS708	Rear Platform Base	1	
123	RPS710	Control Box Arm	1	
124	RPS712	Clamp Plate	2	
125	RPS717	Spacer Plate	2	
126	RPS828	Rubber Sheet	1	
127	RPS898	Mounting Bracket	1	
128	59651	Infill Plate	1	
129				
130	64198	Corner Platform Base	2	
131	64201	Pivot Boss	1	
132	64202	Pivot Spigot	1	
133				
134				
135				
136	RPT732.620050	3/4"Pitch Drive Chain	2	
137				
138				
139	SFT30	Bearing	12	
140				
141				
142	W0168	Ø62 Internal Circlip	2	
	59078	Control Box Assembly Consists Of:		
143	37279	Emergency Stop Button Complete	3	
144	59464	Module Box	1	
145	59465	Module Cable	7	
146	59466	CAN Slave Module	1	
147	59472	Box Base Plate	1	
148	TR500	Decal	1	
	59449	Picking Web Assembly Consists Of:		
149	-	Web Belt	3	
150	RPS105/2B	Web Rod c/w Sleeve	63	
151	RPS105/1B	Cranked Web Rod c/w Sleeve	126	
152	RPS105/3B	Joining Rod c/w Sleeve	1	
153	RPM419.362824	Joining Clip Set	3	
154	RPF240.150230	Web Bar Rivet	1134	
155	RPF240.150300	Connector Rivet	24	
156	RPGM019.00155	Clamp Plate	567	
157				
	RPS561	Transfer Web (long) Consists Of:		
158	-	Web Belt	2	
159	RPS561/1	Web Bar	117	

Machines from 2016

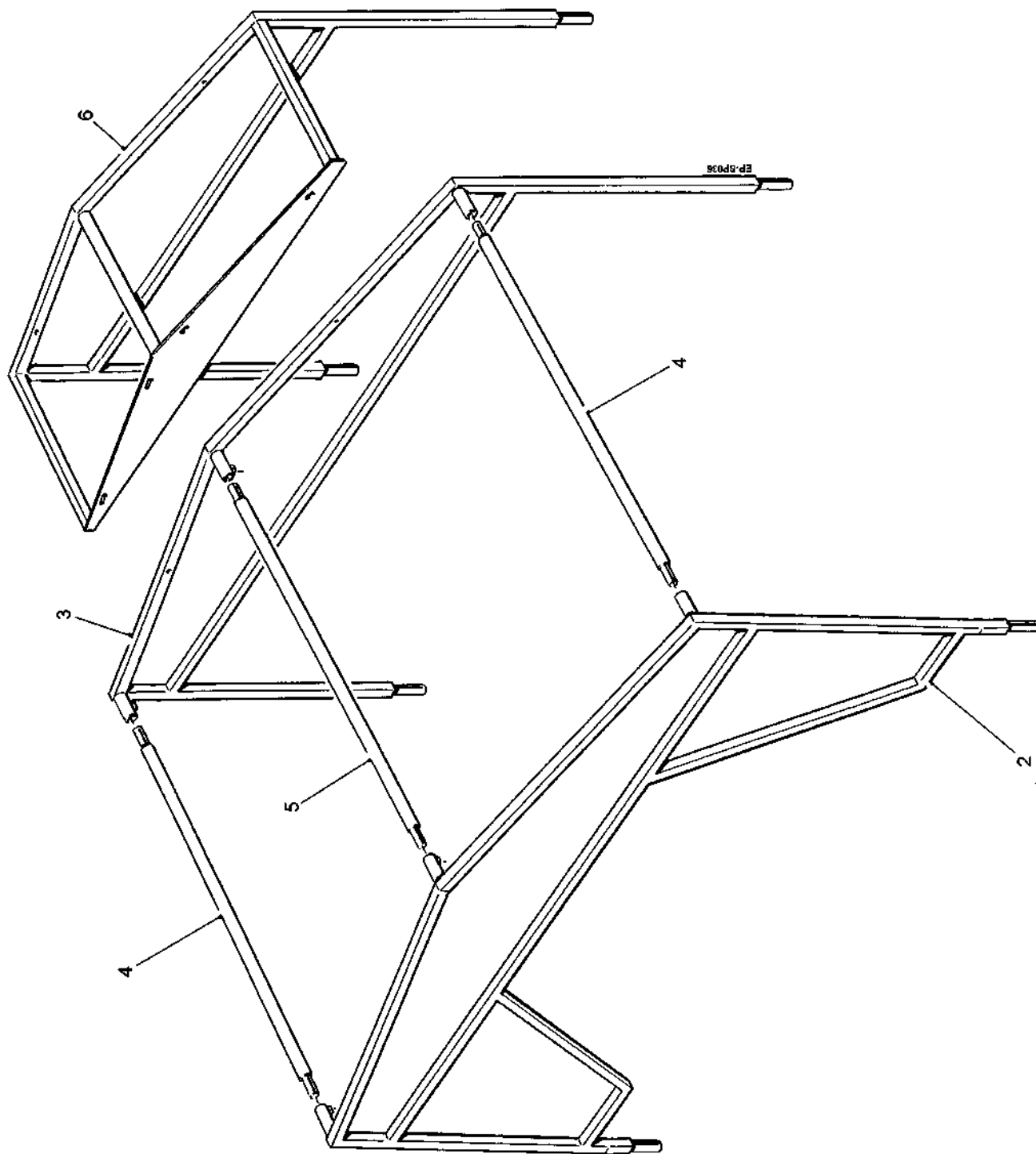
In-line Picking Table

Assy No 59058

Item	Part No.	Description	Qty.	Remarks
160	KA16049	Clamp Plate	230	
161	KA16040	Joiner	2 pair	
	RPS561/3AF	'F' Type Joiner	2 pair	
162	DIN661 5x30	Ø5x30 Rivet	a/r	
163	DIN661 5x23	Ø2x23 Rivet	a/r	
164	RPS561/2	Joining Rod	1	
	RPS561/2AF	Joining Rod (for 'F' type joiner)	1	
	59661	Transfer Web (short) Consists Of:		
165	-	Web Belt	2	
166	RPS561/1	Web Bar	98	
167	KA16049	Clamp Plate	192	
168	KA16040	Joiner	2 pair	
	RPS561/3AF	'F' Type Joiner	2 pair	
169	DIN661 5x30	Ø5x30 Rivet	a/r	
170	DIN661 5x23	Ø2x23 Rivet	a/r	
171	RPS561/2	Joining Rod	1	
	RPS561/2AF	Joining Rod (for 'F' type joiner)	1	
	KA16021	Roller Assembly Consists Of:		
172	KA16021/1	Ø80 Flanged Steel Roller	1	
173	KA16021/4	Spindle	1	
174	PH408	Seal	2	
175	PS843	External Circlip	2	
176	0000300504	Felt Seal	2	
177	6005RS	Bearing	2	

Machines from Serial No T2-168

In-line Canopy Kit
Assy No 59445



12.4a**T2 SPARE PARTS**

Machines from Serial No T2-168

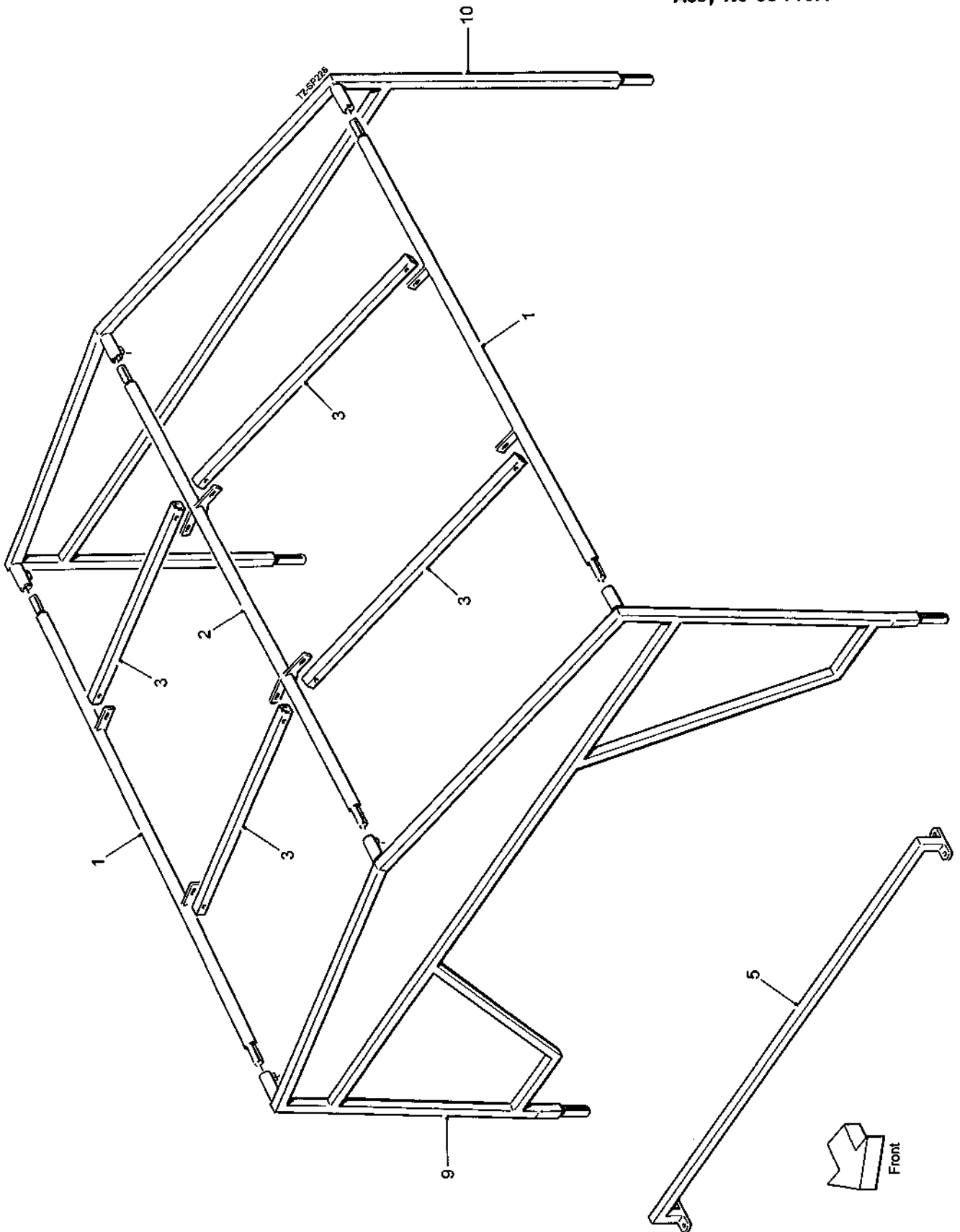
In-line Canopy Kit

Assy No 59445

Item	Part No.	Description	Qty.	Remarks
1	59446	Canopy	1	(not shown)
2	RPS604	Front Frame	1	
3	RPS605	Rear Frame	1	
4	RPS606	Outer Cross Tube	2	
5	RPS607	Inner Cross Tube	1	
6	RPS709	Rear Platform Frame	1	

Machines from 2016

In-line Canopy Kit
Assy No 59445A



12.4a**T2 SPARE PARTS**

Machines from 2016

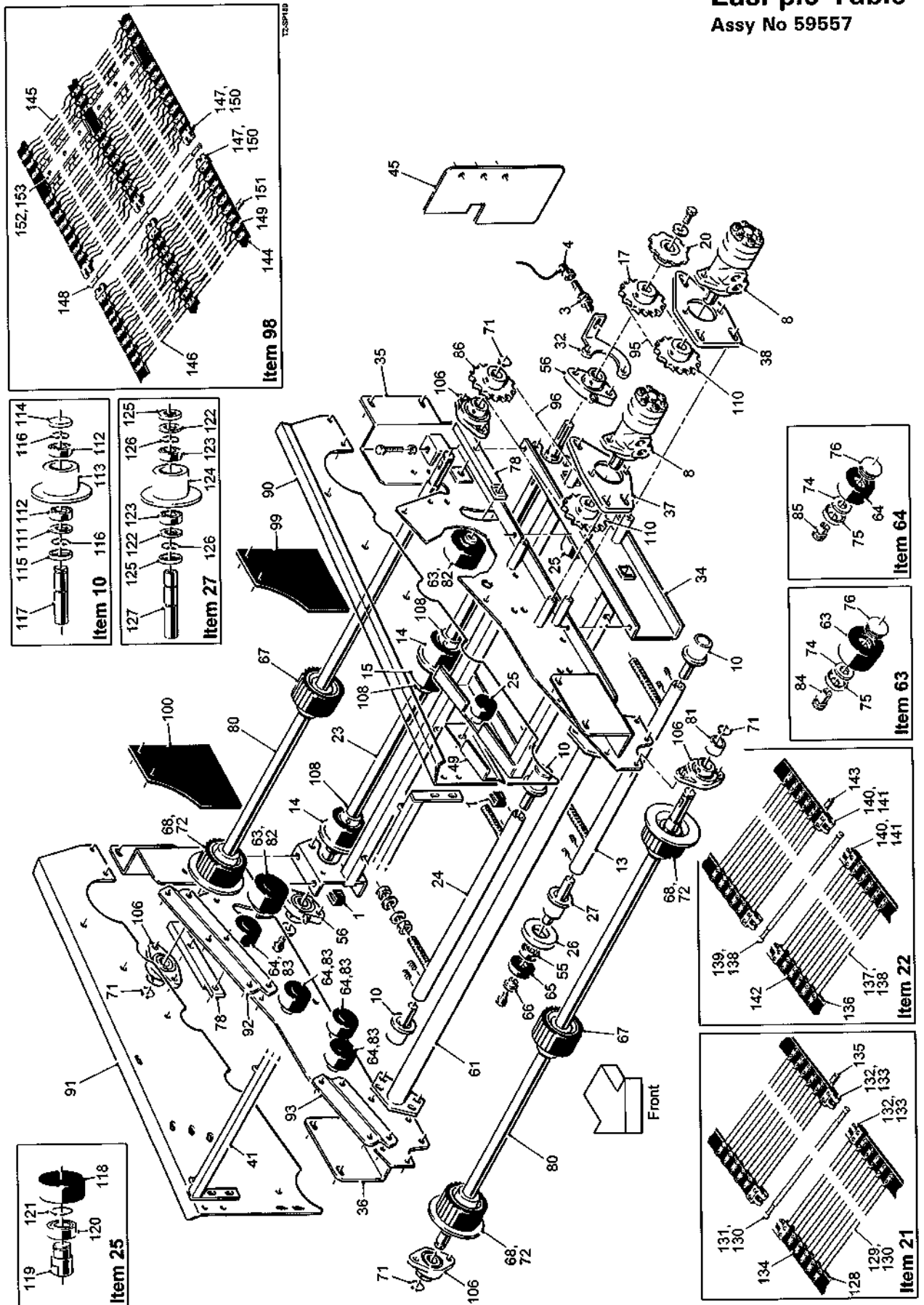
In-line Canopy Kit

Assy No 59445A

Item	Part No.	Description	Qty.	Remarks
1	64194	Outer Cross Tube	2	(not shown)
2	64195	Inner Cross Tube	1	
3	64196	Roof Support	4	
4	64200	Canopy	1	
5	64203	Canopy Support	1	
6				
7				
8				
9	RPS604	Front Frame	1	
10	RPS605	Rear Frame	1	

Machines from Serial No T2-168

Easi-pic Table
Assy No 59557

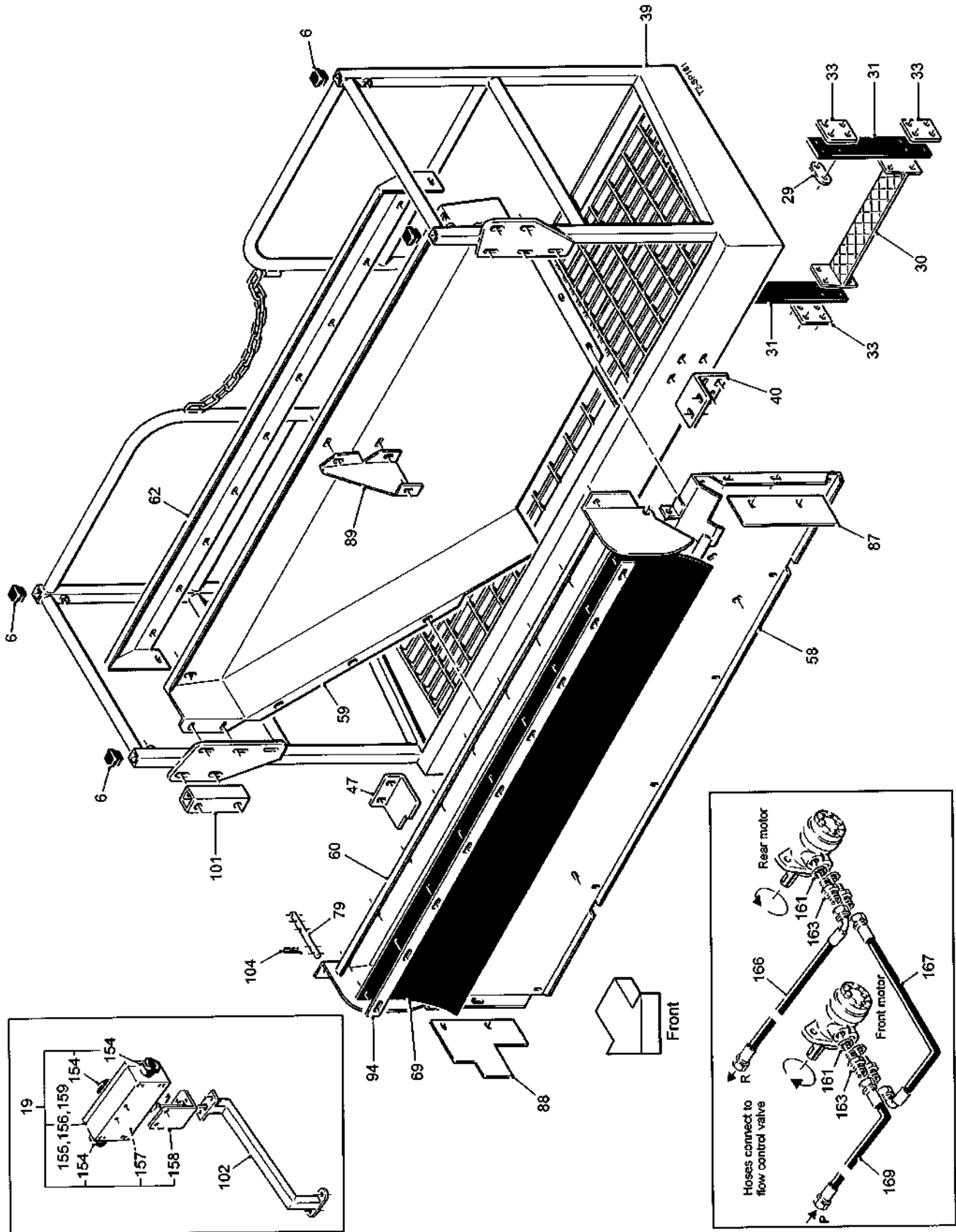


12.5a

T2 SPARE PARTS

Machines from Serial No T2-168

Easi-pic Table
Assy No 59557



T2 SPARE PARTS**12.5b**

Machines from Serial No T2-168

Easi-pic Table**Assy No 59557**

Item	Part No.	Description	Qty.	Remarks
1	27159	Plastic Insert (40x40)	2	
2				
3	32037/1	Proximity Sensor	1	
4	32037/4	Sensor Cable (10m)	1	
5				
6	37753	Plastic Insert (30x30)	4	
7				
8	46855	Hydraulic Motor	2	
9				
10	51666	Roller Assembly	3	(see list at end)
11				
12				
13	56229	Long Roller Mounting	1	
14	56230	Flanged Drive Roller	3	
15	56231	Plain Drive Roller	1	
16				
17	59897	21T 3/4" Pitch Sprocket	1	
18				
19	59078	Control Box Assembly	1	(see list at end)
20	59151	Sensor Disc	1	
21	59212	Short Web Assembly	1	(see list at end)
22	59213	Long Web Assembly	1	(see list at end)
23	59220	Spreader Drive Shaft	1	
24	59221	Short Roller Mounting	1	
25	59222	Roller Assembly	2	(see list at end)
26	59323	Guard Roller	1	
27	59324	Roller Assembly	1	(see list at end)
28				
29	59469	Clamp Plate	2	
30	59470	Step	1	
31	59471	Step Strap	2	
32	59479	Sensor Bracket	1	
33	59485	Step Support Plate	4	
34	59544	Spreader Frame	1	
35	59545	LH Mounting	1	
36	59546	RH Mounting	1	
37	59547	Motor Plate	1	
38	59548	Motor Plate	1	
39	59549	Easi-pic Platform	1	
40	59556	Platform Support Plate	1	
41	59596	Support Bar	1	
42				
43				
44				
45	59595	Infill Panel	1	
46				
47	59866	Platform Support Plate	1	
48				
49	64054A	Stone Shield	1	
50				
51				
52				
53				
54				
55	60052RS	Bearing	1	

12.5c

T2 SPARE PARTS

Machines from Serial No T2-168

Easi-pic Table

Assy No 59557

Item	Part No.	Description	Qty.	Remarks
56	LFTC35A	Bearing	2	
57				
58	RPA610.303669	Rear Panel	1	
59	RPA610.303673	Chute	1	
60	RPA610.303677	Hinge Panel	1	
61	RPA610.305863	Support Bar	1	
62	RPA610.304484	Top Chute Panel	1	
63	RPC700.300147	Ø95 Roller c/w Bearings	2	
64	RPC700.300227	Ø75 Roller c/w Bearings	8	
65	RPC700.300666	Rubber End Cap	1	
66	RPC700.300667	Spigot Washer	1	
67	RPC700.301543	Plain Drive Roller	2	
68	RPC700.303613	Flanged Drive Roller	4	
69	RPC730.303685	Rubber Deflector	1	
70				
71	RPF200.030200	Ø30 External Circlip	4	
72	RPF200.035250	Ø35 External Circlip	4	
73				
74	RPGM070.00446	Felt Seal	10	
75	RPGM089.00565	Roller Shield	10	
76	RPC620.303070	Cap	10	
77				
78	RPM102.302894	Adjuster Arm	2	
79	RPM146.303683	Pin	2	
80	RPM162.303630	Drive Shaft	2	
81	RPM176.304600	Spacer	2	
82	RPM176.306318	20mm Spacer	2	
83	RPM176.306320	30mm Spacer	8	
84	RPM180.303071	Roller Spindle	2	
85	RPM180.300308	Roller Spindle	8	
86	RPM182.306908	21T 3/4"Pitch Sprocket	1	
87	RPM224.303681	Panel	1	
88	RPM224.303682	Panel	1	
89	RPM224.303684	Panel	1	
90	RPM224.309697	LH Side Panel	1	
91	RPM224.309698	RH Side Panel	1	
92	RPM225.310885	Mounting Plate (long)	2	
93	RPM225.310886	Mounting Plate (short)	2	
94	RPM256.302154	Clamp Strip	1	
95	RPT732.6200-	3/4"Pitch Drive Chain	1	
96	RPT732.6200-	3/4"Pitch Drive Chain	1	
97				
98	RPS105	28mm Pitch Easi-pic Web Assembly	1	(see list at end)
99	RPS107	LH Rubber Deflector	1	
100	RPS108	RH Rubber Deflector	1	
101	RPS125	Platform Spacer Block	2	
102	RPS710	Control Box Arm	1	
103				
104	S86-82-002	Ø3x64mm R' Clip	6	
105				
106	SFT30	Bearing	4	
107				
108	ST41M	Locking Collar	4	
109				
110	TBMW107	21T 3/4"Pitch Sprocket	2	

T2 SPARE PARTS

12.5d

Machines from Serial No T2-168

Easi-pic Table

Assy No 59557

Item	Part No.	Description	Qty.	Remarks
	51666	Roller Assembly Consists Of:		
111	0000300504	Felt Seal	1	
112	6005RS	Bearing	2	
113	46398	Flanged Steel Roller	1	
114	PH407	Seal	1	
115	PH408	Seal	1	
116	PS843	Ø25 External Circlip	2	
117	51664	Roller Spindle	1	
	59222	Roller Assembly Consists Of:		
118	0000301601	Roller	1	
119	59223	Spindle	1	
120	6204RS	Bearing	1	
121	12298	Circlip	1	
	59324	Roller Assembly Consists Of:		
122	0000300504	Felt Seal	2	
123	6005RS	Bearing	2	
124	46398	Flanged Steel Roller	1	
125	PH408	Seal	2	
126	PS843	Ø25 External Circlip	2	
127	59322	Roller Spindle	1	
	59212	Short Web Assembly Consists Of:		
128	59212/1	Web Belt	2	
129	56232/1	Web Rod	25	
130	56232/2	Rod Cover	26	
131	56232/4	Joining Rod	1	
132	51301/3	'F' Type Joiner (2 hole)	4	
133	DIN661 5x25	Ø5x25 Rivet	8	
134	DIN661 5x22	Ø5x22 Rivet	100	
135	46849/2	Clamp Plate	44	
	59213	Long Web Assembly Consists Of:		
136	59213/1	Web Belt	2	
137	56232/1	Web Rod	51	
138	56232/2	Rod Cover	52	
139	56232/4	Joining Rod	1	
140	51301/3	'F' Type Joiner (2 hole)	4	
141	DIN661 5x25	Ø5x25 Rivet	8	
142	DIN661 5x22	Ø5x22 Rivet	204	
143	46849/2	Clamp Plate	102	
	RPS105	28mm Pitch Easi-pic Web Assembly Consists Of:		
144	-	Web Belt	3	
145	RPS105/1B	Cranked Rod	60	
146	RPS105/2B	Straight Rod	29	
147	41029/3	F' Type Joiner	6	
148	RPS560/3AF	Joining Rod	1	
149	RPF240.150230	Rivet (for rod)	534	
150	RPF240.150300	Rivet (for joiner)	12	
151	ARPW300.303144	Clamp Plate	267	
152	RPA610.308634	Bracket	6	
153	RPC730.308637	Nylon Panel	2	

12.5e**T2 SPARE PARTS**

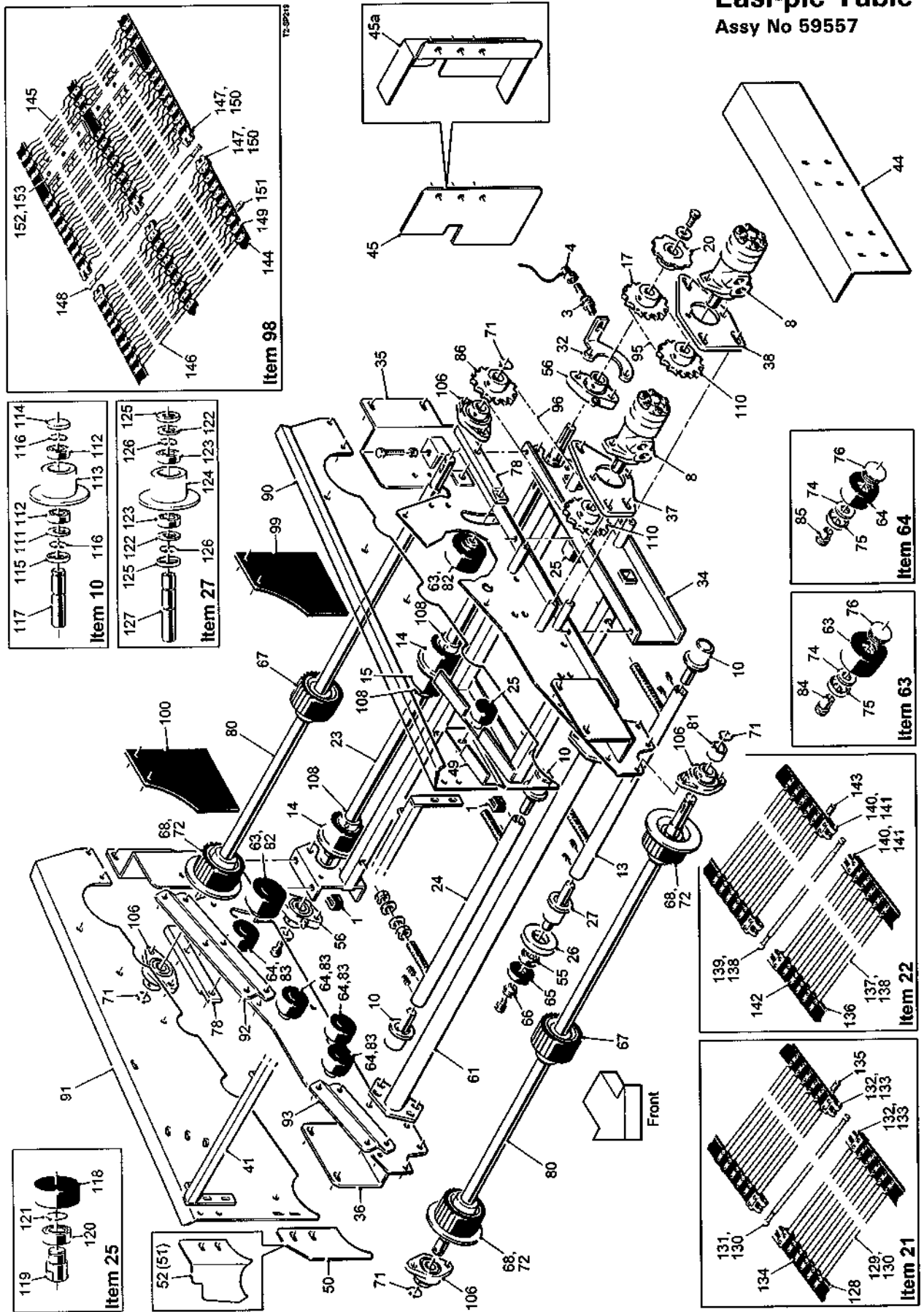
Machines from Serial No T2-168

Easi-pic Table**Assy No 59557**

Item	Part No.	Description	Qty.	Remarks
	59078	Control Box Assembly Consists Of:		
154	37279	Emergency Stop Button Complete	3	
155	59464	Module Box	1	
156	59465	Module Cable	7	
157	59466	CAN Slave Module	1	
158	59472	Box Base Plate	1	
159	TR500	Decal	1	
160				
		Hydraulic Components Consist Of:		
161	11124	1/2"BSP Dowty Seal	4	
162				
163	12315	1/2"BSP M M Adaptor	4	
164				
165				
166	60476	1/2"Hose Assembly (2800mm)	1	
167	46620	1/2"Hose Assembly (450mm)	1	
168				
169	60695	1/2"Hose Assembly (2400mm)	1	

Machines from 2015

Easi-pic Table
Assy No 59557



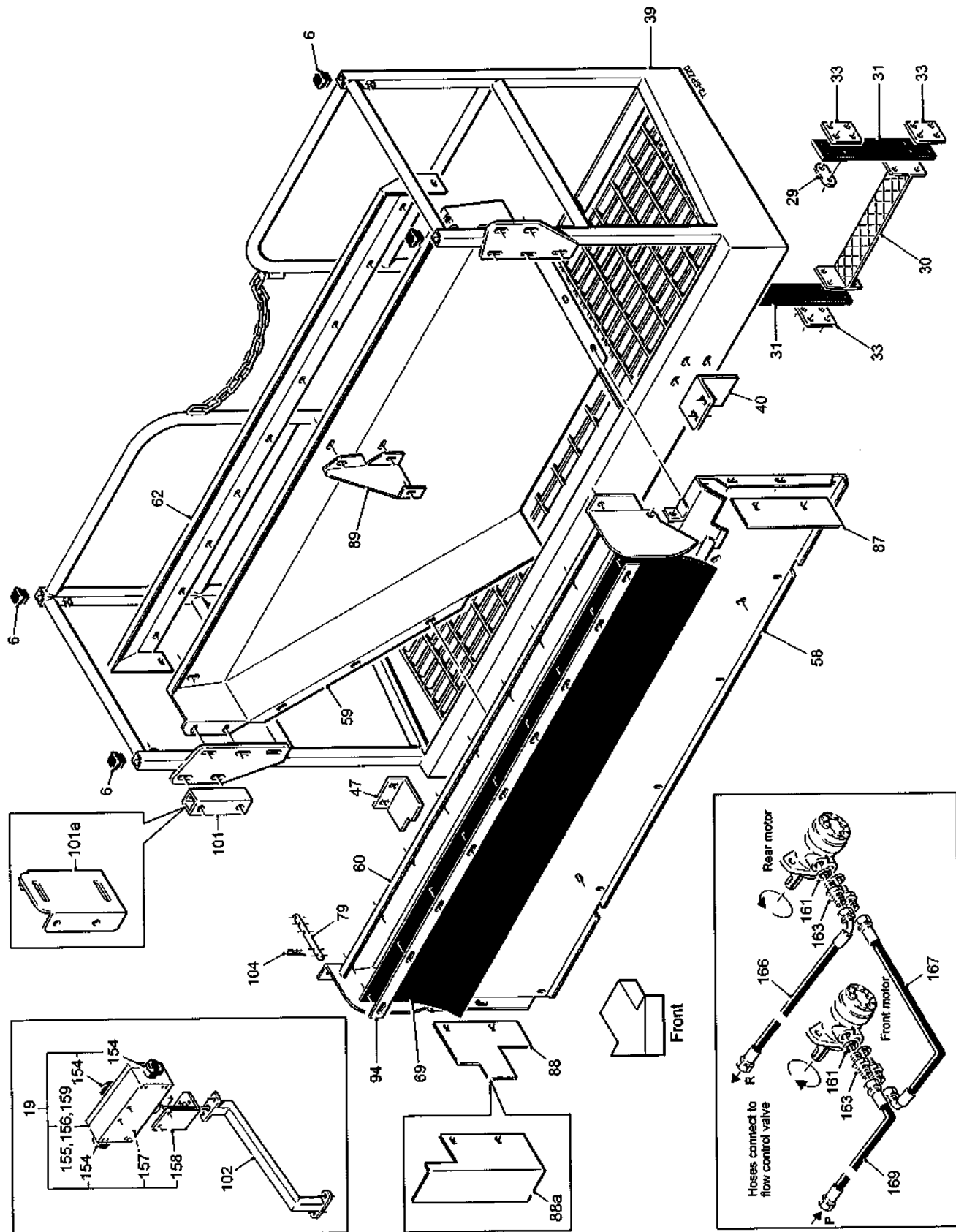
12.5a

T2 SPARE PARTS

Machines from 2015

Easi-pic Table

Assy No 59557



T2 SPARE PARTS**12.5b**

Machines from 2015

Easi-pic Table**Assy No 59557**

Item	Part No.	Description	Qty.	Remarks
1	27159	Plastic Insert (40x40)	2	
2				
3	32037/1	Proximity Sensor	1	
4	32037/4	Sensor Cable (10m)	1	
5				
6	37753	Plastic Insert (30x30)	4	
7				
8	46855	Hydraulic Motor	2	
9				
10	51666	Roller Assembly	3	(see list at end)
11				
12				
13	56229	Long Roller Mounting	1	
14	56230	Flanged Drive Roller	3	
15	56231	Plain Drive Roller	1	
16				
17	59897	21T 3/4"Pitch Sprocket	1	
18				
19	59078	Control Box Assembly	1	(see list at end)
20	59151	Sensor Disc	1	
21	59212	Short Web Assembly	1	(see list at end)
22	59213	Long Web Assembly	1	(see list at end)
23	59220	Spreader Drive Shaft	1	
24	59221	Short Roller Mounting	1	
25	59222	Roller Assembly	2	(see list at end)
26	59323	Guard Roller	1	
27	59324	Roller Assembly	1	(see list at end)
28				
29	59469	Clamp Plate	2	
30	59470	Step	1	
31	59471	Step Strap	2	
32	59479	Sensor Bracket	1	
33	59485	Step Support Plate	4	
34	59544	Spreader Frame	1	
35	59545	LH Mounting	1	
36	59546	RH Mounting	1	
37	59547	Motor Plate	1	
38	59548	Motor Plate	1	
39	59549	Easi-pic Platform	1	
40	59556	Platform Support Plate	1	
	59556A	Platform Support Plate	1	Used on build 62762F
41	59596	Support Bar	1	
42				
43				
44	59594	Drive Guard	1	
45	59595	Infill Panel	1	
45a	59595A	Infill Panel	1	Used on build 62762F
46				
47	59866	Platform Support Plate	1	
	59866A	Platform Support Plate	1	Used on build 62762F
48				
49	64054A	Stone Shield	1	
50	64154	Infill Panel	2	Transfer unit with clod roller
51	59779	Deflector Panel LH (not shown)	1	Transfer unit without clod roller
52	59780	Deflector Panel RH	1	Transfer unit without clod roller

12.5c

T2 SPARE PARTS

Machines from 2015

Easi-pic Table

Assy No 59557

Item	Part No.	Description	Qty.	Remarks
53				
54				
55	60052RS	Bearing	1	
56	LFTC35A	Bearing	2	
57				
58	RPA610.303669	Rear Panel	1	
59	RPA610.303673	Chute	1	
60	RPA610.303677	Hinge Panel	1	
61	RPA610.305863	Support Bar	1	
62	RPA610.304484	Top Chute Panel	1	
63	RPC700.300147	Ø95 Roller c/w Bearings	2	
64	RPC700.300227	Ø75 Roller c/w Bearings	8	
65	RPC700.300666	Rubber End Cap	1	
66	RPC700.300667	Spigot Washer	1	
67	RPC700.301543	Plain Drive Roller	2	
68	RPC700.303613	Flanged Drive Roller	4	
69	RPC730.303685	Rubber Deflector	1	
70				
71	RPF200.030200	Ø30 External Circlip	4	
72	RPF200.035250	Ø35 External Circlip	4	
73				
74	RPGM070.00446	Felt Seal	10	
75	RPGM089.00565	Roller Shield	10	
76	RPC620.303070	Cap	10	
77				
78	RPM102.302894	Adjuster Arm	2	
79	RPM146.303683	Pin	2	
80	RPM162.303630	Drive Shaft	2	
81	RPM176.304600	Spacer	2	
82	RPM176.306318	20mm Spacer	2	
83	RPM176.306320	30mm Spacer	8	
84	RPM180.303071	Roller Spindle	2	
85	RPM180.300308	Roller Spindle	8	
86	RPM182.306908	21T 3/4"Pitch Sprocket	1	
87	RPM224.303681	Panel	1	
88	RPM224.303682	Panel	1	
88a	64156	Panel	1	Used on build 62762F
89	RPM224.303684	Panel	1	
90	RPM224.309697	LH Side Panel	1	
91	RPM224.309698	RH Side Panel	1	
92	RPM225.310885	Mounting Plate (long)	2	
93	RPM225.310886	Mounting Plate (short)	2	
94	RPM256.302154	Clamp Strip	1	
95	RPT732.6200-	3/4"Pitch Drive Chain	1	
96	RPT732.6200-	3/4"Pitch Drive Chain	1	
97				
98	RPS105	28mm Pitch Easi-pic Web Assembly	1	(see list at end)
99	RPS107	LH Rubber Deflector	1	
100	RPS108	RH Rubber Deflector	1	
101	RPS125	Platform Spacer Block	2	
101a	64140	Platform Spacer Block	2	Used on build 62762F
102	RPS710	Control Box Arm	1	
103				
104	S86-82-002	Ø3x64mm R' Clip	6	
105				

T2 SPARE PARTS**12.5d**

Machines from 2015

Easi-pic Table**Assy No 59557**

Item	Part No.	Description	Qty.	Remarks
106	SFT30	Bearing	4	
107				
108	ST41M	Locking Collar	4	
109				
110	TBMW107	21T 3/4"Pitch Sprocket	2	
	51666	Roller Assembly Consists Of:		
111	0000300504	Felt Seal	1	
112	6005RS	Bearing	2	
113	46398	Flanged Steel Roller	1	
114	PH407	Seal	1	
115	PH408	Seal	1	
116	PS843	Ø25 External Circlip	2	
117	51664	Roller Spindle	1	
	59222	Roller Assembly Consists Of:		
118	0000301601	Roller	1	
119	59223	Spindle	1	
120	6204RS	Bearing	1	
121	12298	Circlip	1	
	59324	Roller Assembly Consists Of:		
122	0000300504	Felt Seal	2	
123	6005RS	Bearing	2	
124	46398	Flanged Steel Roller	1	
125	PH408	Seal	2	
126	PS843	Ø25 External Circlip	2	
127	59322	Roller Spindle	1	
	59212	Short Web Assembly Consists Of:		
128	59212/1	Web Belt	2	
129	56232/1	Web Rod	25	
130	56232/2	Rod Cover	26	
131	56232/4	Joining Rod	1	
132	51301/3	'F' Type Joiner (2 hole)	4	
133	DIN661 5x25	Ø5x25 Rivet	8	
134	DIN661 5x22	Ø5x22 Rivet	100	
135	46849/2	Clamp Plate	44	
	59213	Long Web Assembly Consists Of:		
136	59213/1	Web Belt	2	
137	56232/1	Web Rod	51	
138	56232/2	Rod Cover	52	
139	56232/4	Joining Rod	1	
140	51301/3	'F' Type Joiner (2 hole)	4	
141	DIN661 5x25	Ø5x25 Rivet	8	
142	DIN661 5x22	Ø5x22 Rivet	204	
143	46849/2	Clamp Plate	102	

Machines from 2015

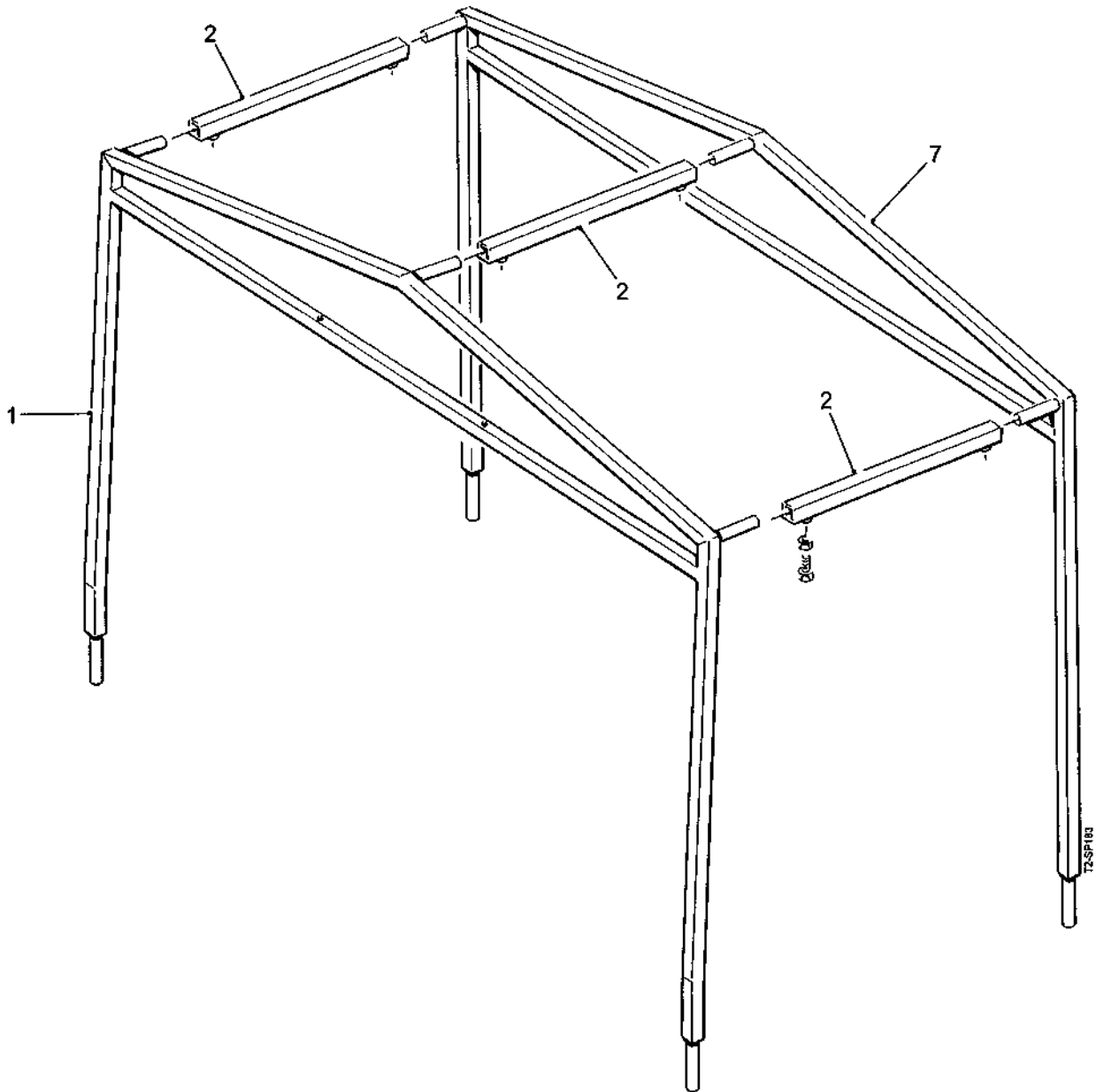
Easi-pic Table

Assy No 59557

Item	Part No.	Description	Qty.	Remarks
	RPS105	28mm Pitch Easi-pic Web Assembly		
		Consists Of:		
144	-	Web Belt	3	
145	RPS105/1B	Cranked Rod	60	
146	RPS105/2B	Straight Rod	29	
147	41029/3	F' Type Joiner	6	
148	RPS560/3AF	Joining Rod	1	
149	RPF240.150230	Rivet (for rod)	534	
150	RPF240.150300	Rivet (for joiner)	12	
151	RPW300.303144A3	Clamp Plate	267	
152	RPA610.308634	Bracket	6	
153	RPC730.308637	Nylon Panel	2	
	59078	Control Box Assembly Consists Of:		
154	37279	Emergency Stop Button Complete	3	
155	59464	Module Box	1	
156	59465	Module Cable	7	
157	59466	CAN Slave Module	1	
158	59472	Box Base Plate	1	
159	TR500	Decal	1	
160				
		Hydraulic Components Consist Of:		
161	11124	1/2"BSP Dowty Seal	4	
162				
163	12315	1/2"BSP M M Adaptor	4	
164				
165				
166	60476	1/2"Hose Assembly (2800mm)	1	
167	46620	1/2"Hose Assembly (450mm)	1	
168				
169	60695	1/2"Hose Assembly (2400mm)	1	

Machines from Serial No T2-168

Easi-pic Canopy Kit
Assy No 59089



12.6a**T2 SPARE PARTS**

Machines from Serial No T2-168

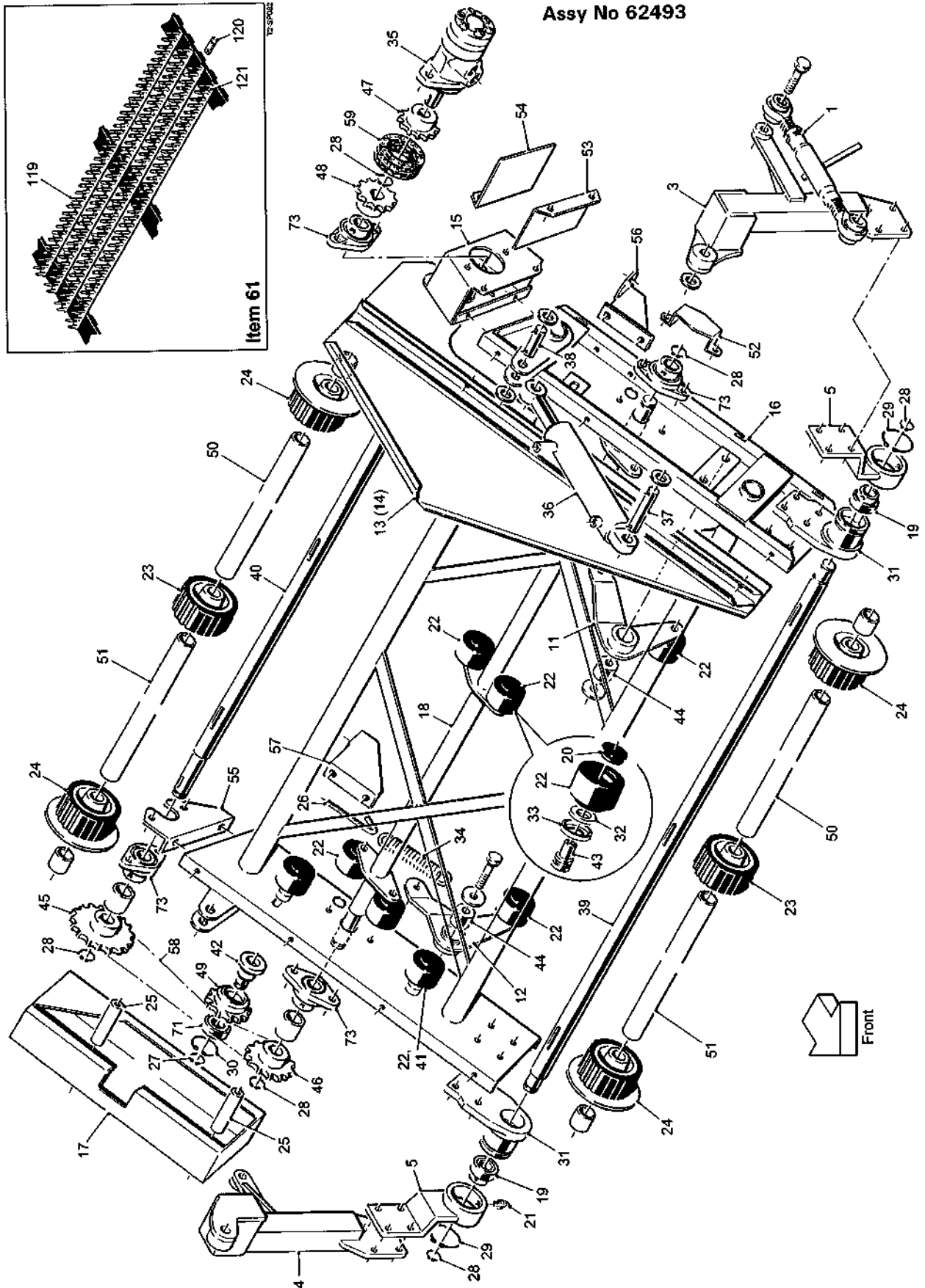
Easi-pic Canopy Kit

Assy No 59089

Item	Part No.	Description	Qty.	Remarks
1	59602	Front Frame	1	
2	59603	Tube	3	
3				
4				
5				
6				
7	RPA610.311963	Rear Frame	1	
8	RPC720.311025	Canopy	1	(not shown)

Machines from Serial No T2-168

Haulm Elevator Assembly Assy No 62493

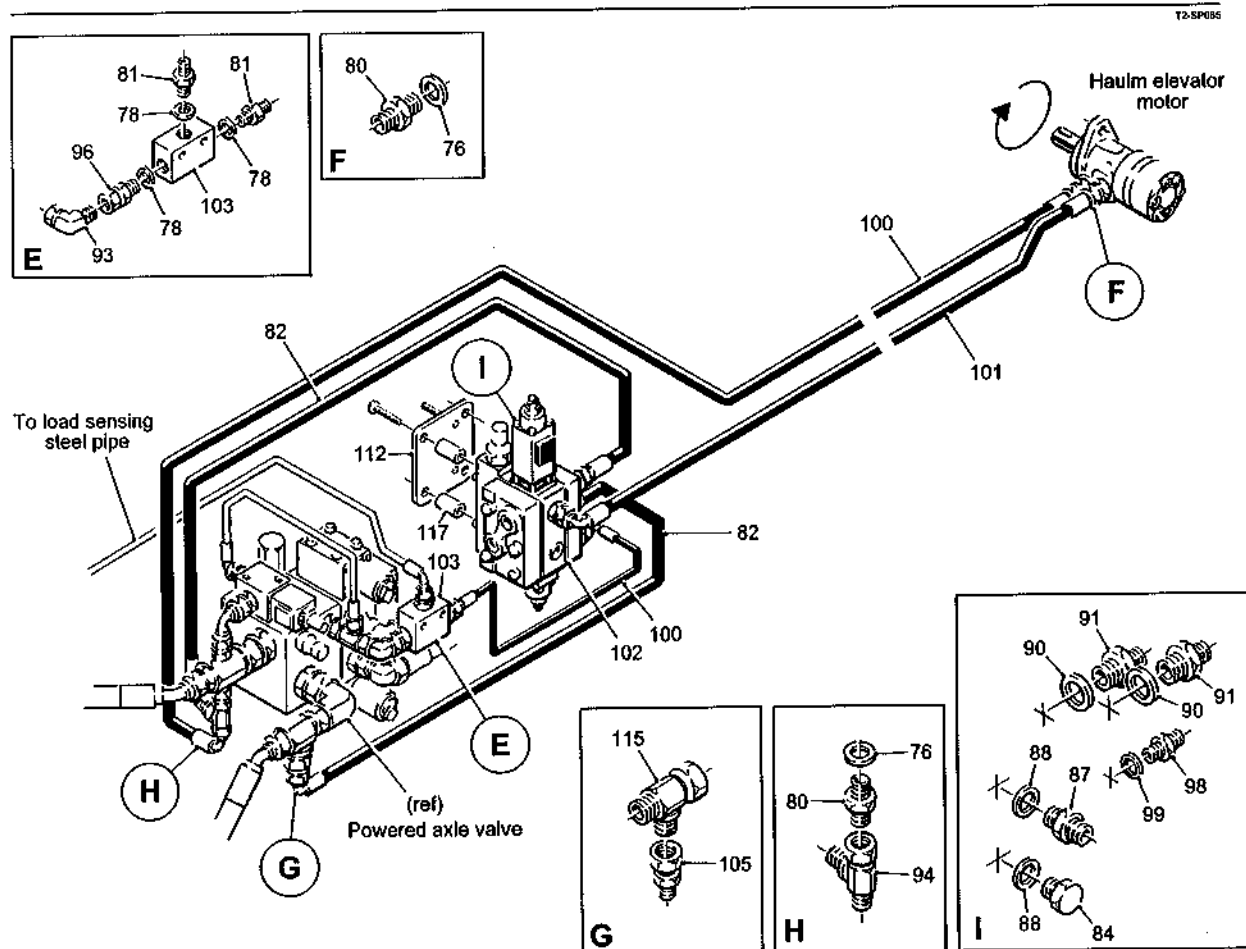
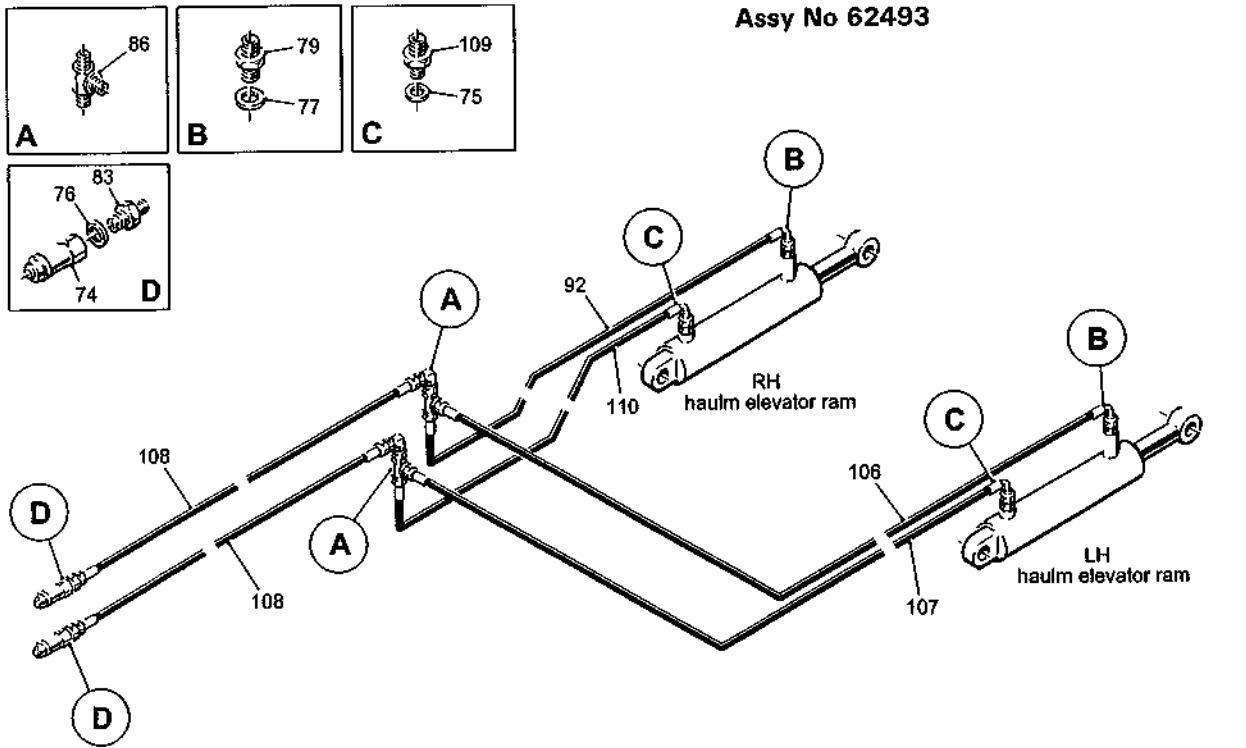


12.7a

T2 SPARE PARTS

Machines from Serial No T2-168

Haulm Elevator Assembly Assy No 62493



T2 SPARE PARTS**12.7b**

Machines from Serial No T2-168

Haulm Elevator Assembly**Assy No 62493**

Item	Part No.	Description	Qty.	Remarks
1	54327	Top Link Assembly	2	
2				
3	62520	LH Mounting Bracket	1	
4	62521	RH Mounting Bracket	1	
5	62522	Pivot Arm	2	
6				
7				
8				
9				
10				
11	RPA610.304591	LH Arm	1	
12	RPA610.304592	RH Arm	1	
13	RPA610.307351	LH Side Panel	1	
14	RPA610.307352	RH Side Panel	1	(not shown)
15	RPA610.309212	Motor Mounting	1	
16	RPA610.309216	Haulm Elevator Frame	1	
17	RPA610.309248	Drive Guard	1	
18	RPA610.309249	Agitator Shaft	1	
19	RPB210.012062	Bearing	2	
20	RPC620.303070	Plastic Cap	12	
21	RPC648.081250	M8 Grease Nipple	2	
22	RPC700.300148	Ø75 Roller c/w Bearings	12	
23	RPC700.301543	Plain Roller	2	
24	RPC700.303613	Flanged Roller	4	
25	RPC700.309252	Guard Spacer	2	
26	RPF128.110130	M10 Hook Bolt	2	
27	RPF200.025200	Ø25 External Circlip	1	
28	RPF200.030200	Ø30 External Circlip	6	
29	RPF200.075250	Ø75 External Circlip	2	
30	RPF202.052200	Ø52 Internal Circlip	1	
31	RPGM006.00336	Pivot Housing	2	
32	RPGM070.00446	Felt Seal Ring	12	
33	RPGM089.00565	Roller Shield	12	
34	RPGM097.00021	Tension Spring	2	
35	RPH850.302181	Hydraulic Motor	1	
36	RPH872.304385	Hydraulic Ram	2	
37	RPM146.305186	Pivot Pin (long)	2	
38	RPM146.305187	Pivot Pin (short)	2	
39	RPM162.309156	Shaft	1	
40	RPM162.309157	Drive Shaft	1	
41	RPM176.306318	20mm Spacer	8	
42	RPM178.300391	Spigot	1	
43	RPM180.303071	Pivot Bush	12	
44	RPM180.304588	Spindle	2	
45	RPM182.300347	24T 3/4"Pitch Sprocket	1	
46	RPM182.300349	18T 3/4"Pitch Sprocket	1	
47	RPM182.300350	12T 3/4"Pitch Sprocket	1	
48	RPM182.300354	12T 3/4"Pitch Sprocket	1	
49	RPM182.300390	15T 3/4"Pitch Idler Sprocket	1	
50	RPM192.305235	Spacer Tube (short)	2	
51	RPM192.305236	Spacer Tube (long)	2	
52	RPM216.301080	End Guard	1	
53	RPM224.309143	Panel	1	
54	RPM224.309150	Panel	1	
55	RPM225.304549	RH Mounting Plate	1	

Machines from Serial No T2-168

Haulm Elevator Assembly

Assy No 62493


Item	Part No.	Description	Qty.	Remarks
56	RPM225.309134	LH Spring Plate	1	
57	RPM225.309135	RH Spring Plate	1	
58	RPT732.620064	3/4"Pitch Drive Chain	1	
59	RPT738.600012	3/4"Pitch Duplex Drive Chain	1	
60				
61	RPW300.307424	40mm Pitch Pintle Belt Assembly	1	(see list at end)
62				
63				
64				
65				
66				
67				
68				
69				
70				
71	62052RS	Bearing	1	
72				
73	SFT30	Bearing	4	
		Hydraulic Components Consist Of:		
74	10140	1/2"BSP Male Probe	2	
75	11294	1/8"BSP Dowty Seal	2	
76	11124	1/2"BSP Dowty Seal	5	
77	11125	3/8"BSP Dowty Seal	2	
78	11337	1/4"BSP Dowty Seal	3	
79	11336	1/4"BSPx3/8"BSP M M Adaptor	2	
80	12315	1/2"BSP M M Adaptor	3	
81	12316	1/4"BSP M M Adaptor	2	
82	12348	1/2"Hose Assembly (1000mm)	2	
83	16356	1/4"x1/2"BSP M M Adaptor	2	
84	16454	M18 Blanking Plug	1	
85				
86	27449	1/4"BSP MMM Tee	2	
87	27459	M18x1/2"BSP M M Adaptor	1	
88	27461	M18 Dowty Seal	2	
89				
90	31167	M22 Dowty Seal	2	
91	31168	M22x1/2"BSP M M Adaptor	2	
92	36229	1/4"Hose Assembly (2500mm)	1	
93	32474	1/4"BSP M F Compact 90°Adaptor	1	
94	37367	1/2"BSP FMM Tee	1	
95				
96	41484	1/4"BSP M F Swivel Adaptor	1	
97	46650	1/2"Hose Assembly (5000mm)	1	
98	44207	M14x1/4"BSP M M Adaptor	1	
99	44208	M14 Dowty Seal	1	
100	44650	1/4"Hose Assembly (300mm)	1	
101	44755	1/2"Hose Assembly (4700mm)	1	
102	59643	Valve Block Assembly	1	
103	59644	1/4"BSP 3 Port Shuttle Valve	1	
104				
105	60544	1"BSP FMx1/2"BSPM Swivel Adaptor	1	
106	60596	1/4"Hose Assembly (4600mm)	1	
107	60599	1/4"Hose Assembly (4400mm)	1	
108	60610	1/4"Hose Assembly (12000mm)	2	

T2 SPARE PARTS**12.7d**

Machines from Serial No T2-168

Haulm Elevator Assembly**Assy No 62493**

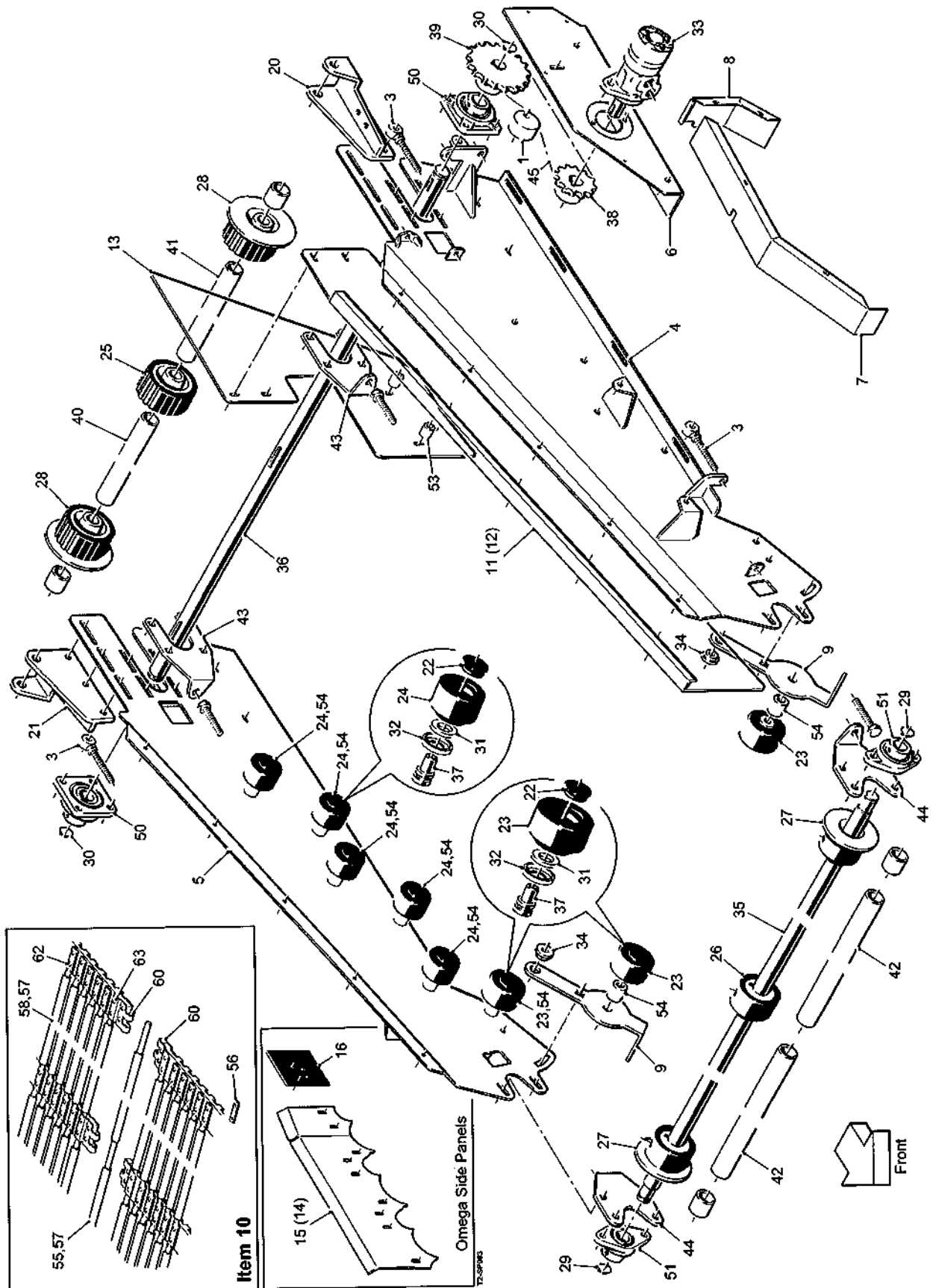
Item	Part No.	Description	Qty.	Remarks
109	60392	1/8"BSPx1/4"BSP M M Adaptor	2	
110	60172	1/4"Hose Assembly (2300mm)	1	
111				
112	64181	Adaptor Plate	1	
113				
114				
115	RPH724.111616	1"BSP FMM Tee	2	
116				
117	SS025011/050	Steel Spacer	4	
118				
	RPW300.307424	40mm Pitch Pintle Belt Consists Of:		
119	RPW300.307424/1	Pintle Bar	58	
120	KA16048	Clamp Plate	174	
121	DIN661 5x25	Ø5x25 Rivet	348	



Machines from Serial No T2-168

Transfer Web (for haulm elevator)

Assy No 62492



12.8a

T2 SPARE PARTS

Machines from Serial No T2-168

Transfer Web (for haulm elevator)

Assy No 62492


Item	Part No.	Description	Qty.	Remarks
1	0005000014	Chain Tensioner	1	
2				
3	62463	Eye Bolt	4	
4	62488	LH Mounting Panel	1	
5	62489	RH Mounting Panel	1	
6	62499	Motor Mounting	1	
7	62504	Drive Guard	1	
8	62505	Drive Guard	1	
9	62513	Roller Adjuster Plate	2	
10	62514	36mm Pitch Web Assembly	1	(see list at end)
11	62515	LH Stainless Side Panel	1	
12	62516	RH Stainless Side Panel	1	(not shown)
13	62518	Stainless Deflector Panel	2	
14	62548	Omega LH Side Panel	1	(not shown)
15	62549	Omega RH Side Panel	1	
16	62550	Omega Rubber Deflector	2	
17				
18				
19				
20	RPA610.304429	LH Ram Mounting	1	
21	RPA610.304430	RH Ram Mounting	1	
22	RPC620.303070	Plastic Cap	14	
23	RPC700.300147	Ø95 Roller c/w Bearings	4	
24	RPC700.300148	Ø75 Roller c/w Bearings	10	
25	RPC700.301543	Plain Drive Roller	1	
26	RPC700.302662	Plain Roller	1	
27	RPC700.302663	Flanged Roller	2	
28	RPC700.303613	Flanged Drive Roller	2	
29	RPF200.030200	Ø30 External Circlip	2	
30	RPF200.035250	Ø35 External Circlip	2	
31	RPGM070.00446	Felt Seal Ring	14	
32	RPGM089.00565	Roller Shield	14	
33	RPH850.302181	Hydraulic Motor	1	
34	RPM106.304349	Pivot Boss	2	
35	RPM162.304439	Shaft	1	
36	RPM162.309155	Drive Shaft	1	
37	RPM180.303071	Pivot Bush	14	
38	RPM182.300350	12T 3/4" Pitch Sprocket	1	
39	RPM182.309306	24T 3/4" Pitch Sprocket	1	
40	RPM192.305232	Spacer Tube (698mm)	1	
41	RPM192.305233	Spacer Tube (679mm)	1	
42	RPM192.305234	Spacer Tube (733mm)	2	
43	RPM225.304398	Rear Adjuster Plate	2	
44	RPM225.307345	Front Adjuster Plate	2	
45	RPT732.620046	3/4" Pitch Drive Chain	1	
46				
47				
48				
49				
50	SF35	Bearing	2	
51	SFT30	Bearing	2	
52				
53	SS025011/035	Steel Spacer	4	
54	SS030017/045	Steel Spacer	14	

T2 SPARE PARTS**12.8b**

Machines from Serial No T2-168

Transfer Web (for haulm elevator)**Assy No 62492**

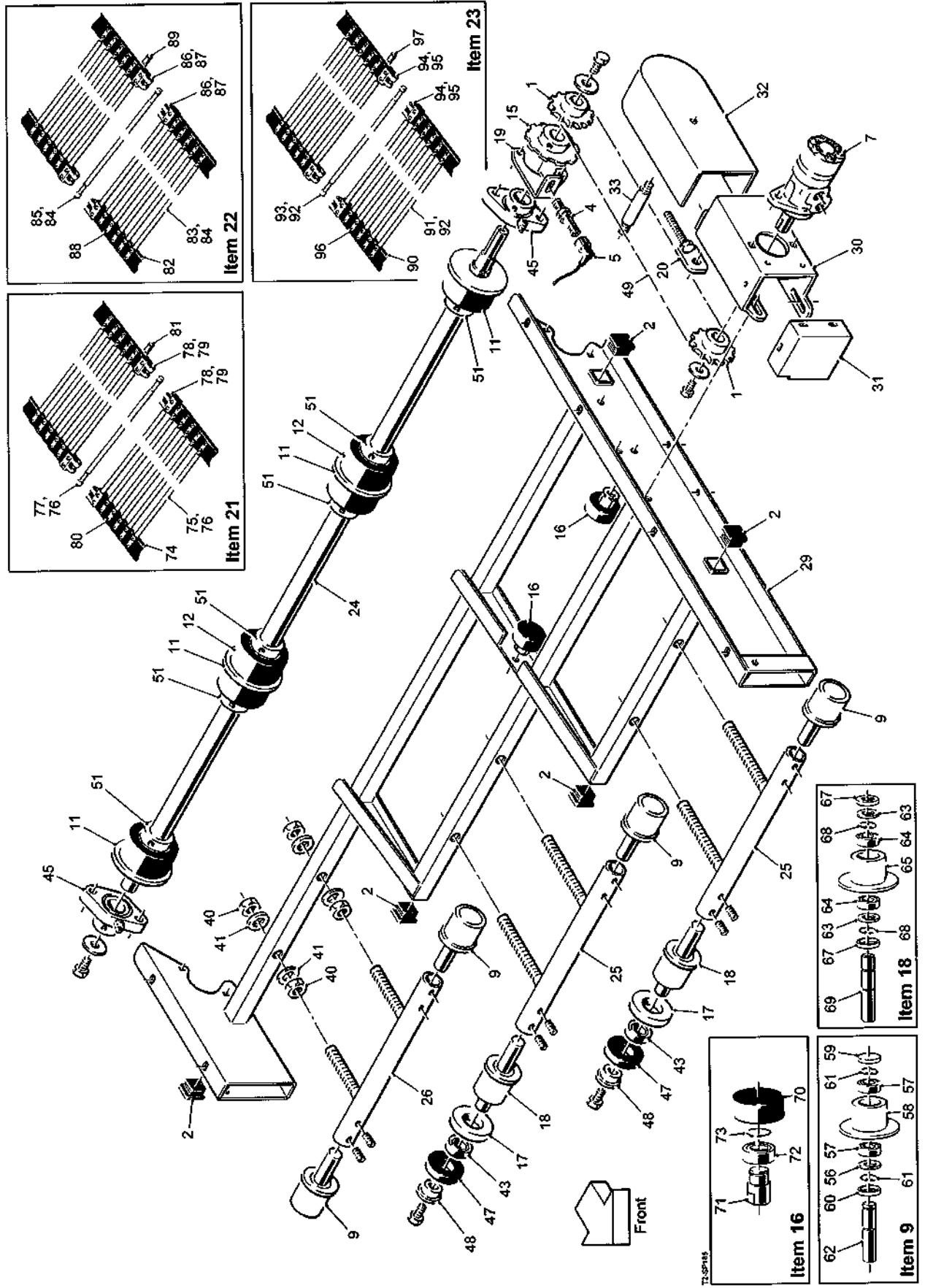
Item	Part No.	Description	Qty.	Remarks
	62514	36mm Pitch Web Consists Of:		
55	RPW300.301210/1	Joiner Rod	1	
56	RPW300.303144A3	Clamp Plate	321	
57	RPGMRP012.00700	Rod Cover	220	
58	-	Web Rod	109	
59				
60	RPS561/3AF	36mm Pitch 'F' Type Joiner	6	
61				
62	DIN661 5x25	Ø5x25 Rivet	642	
63	DIN661 5x30	Ø5x30 Rivet	24	



Machines from Serial No T2-168

Spreader Web (for haulm elevator)

Assy No 62491

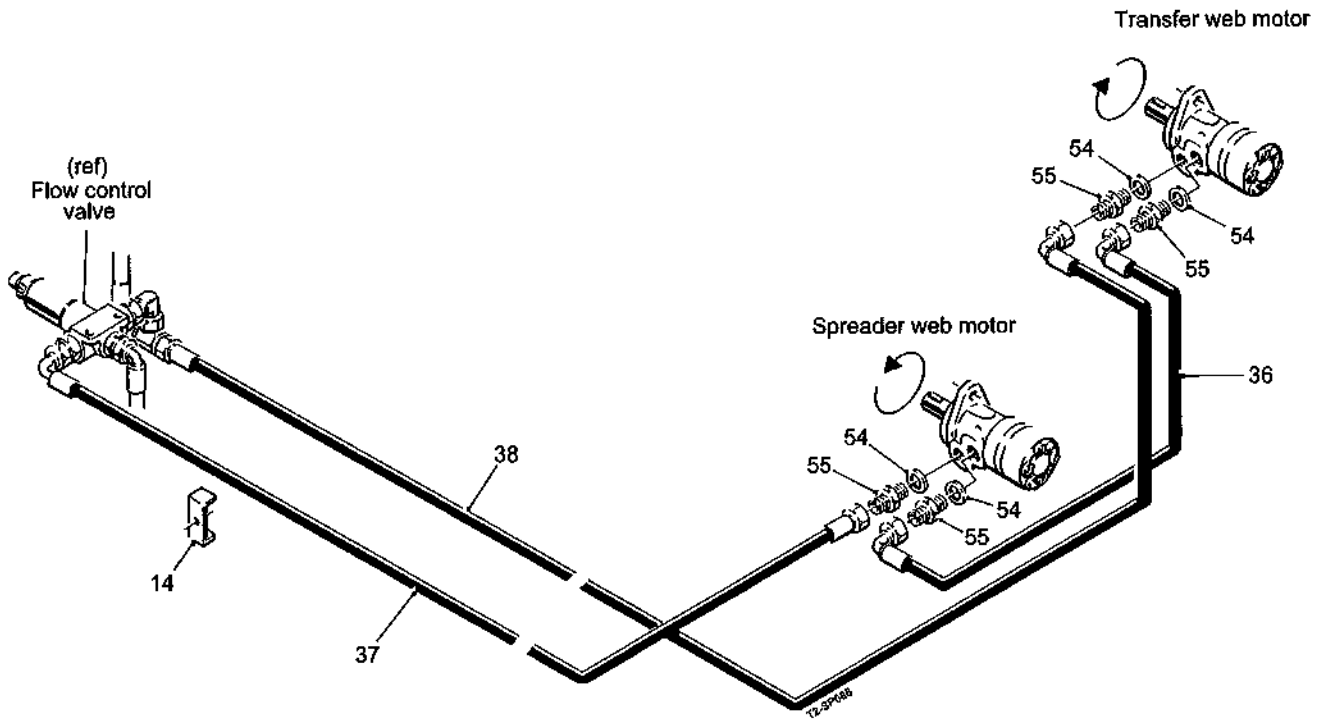


12.9a

T2 SPARE PARTS

Machines from Serial No T2-168

Spreader Web (for haulm elevator) Assy No 62491



T2 SPARE PARTS**12.9b**

Machines from Serial No T2-168

Spreader Web (for haulm elevator)**Assy No 62491**

Item	Part No.	Description	Qty.	Remarks
1	27135	17T 3/4"Pitch Sprocket	2	
2	27159	40x40 Plasic Insert	5	
3				
4	32037/1	Proximity Sensor	1	
5	32037/4	Sensor Lead (10m)	1	
6				
7	46855	Hydraulic Motor	1	
8				
9	51666	Roller Assembly	4	(see list at end)
10				
11	56230	Flanged Drive Roller	4	
12	56231	Plain Drive Roller	2	
13				
14	59295	Hose Clamp	4	
15	59151	Sensor Disc	1	
16	59222	Roller Assembly	2	(see list at end)
17	59323	Nylon Guard Roller	2	
18	59324	Roller Assembly	2	(see list at end)
19	59512A	Sensor Bracket	1	
20	59677	Chain Adjuster	1	
21	59758	Short Web Assembly	1	(see list at end)
22	59759	Intermediate Web Assembly	1	(see list at end)
23	59760	Long Web Assembly	1	(see list at end)
24	59763	Drive Shaft	1	
25	59764	Roller Mounting (long thread)	2	
26	59765	Roller Mounting (short thread)	1	
27				
28				
29	62490	Spreader Frame	1	
30	62494	Motor Mounting	1	
31	62509	Drive Guard	1	
32	62511	Drive Guard	1	
33	62512	Guard Bolt	1	
34				
35				
36	60431	1/2"Hose Assembly (450mm)	1	
37	42521	1/2"Hose Assembly (2500mm)	1	
38	51549	1/2"Hose Assembly (4100mm)	1	
39				
40	22029020	M20 Full Nut	12	
41	22046020	M20 Falt Washer	12	
42				
43	60052RS	Bearing	2	
44				
45	LFTC35A	Bearing	2	
46				
47	RPC700.300666	Rubber End Cap	2	
48	RPC700.300667	Spigot Washer	2	
49	RPT732.620042	3/4"Pitch Drive Chain	1	
50				
51	ST41M	Ø40 Locking Collar	6	
52				
53				
54	11124	1/2"BSP Dowty Seal	4	
55	12315	1/2"BSP M M Adaptor	4	

12.9c

T2 SPARE PARTS

Machines from Serial No T2-168

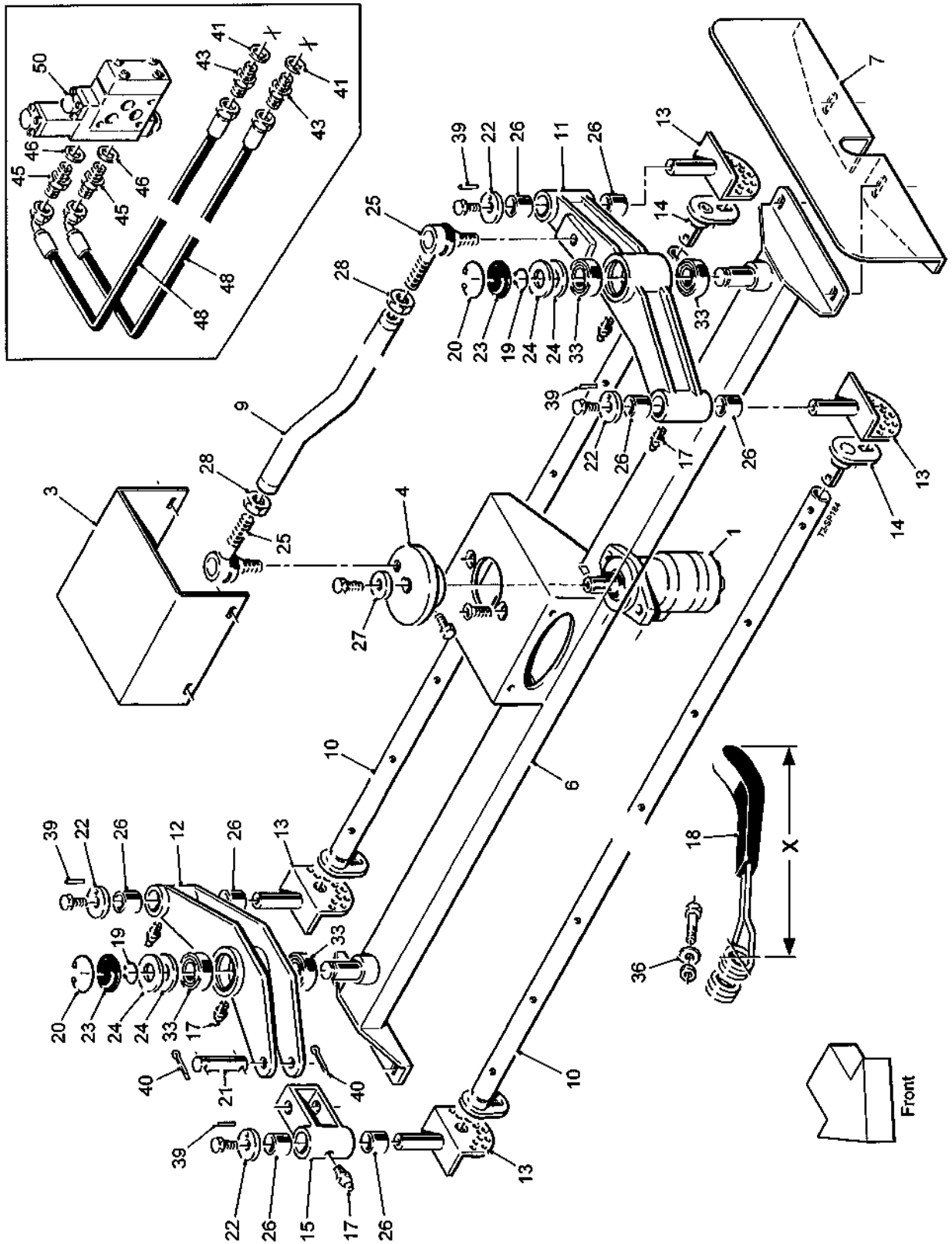
Spreader Web (for haulm elevator)

Assy No 62491

Item	Part No.	Description	Qty.	Remarks
	51666	Roller Assembly Consists Of:		
56	0000300504	Felt Seal	1	
57	6005RS	Bearing	2	
58	46398	Flanged Steel Roller	1	
59	PH407	Seal	1	
60	PH408	Seal	1	
61	PS843	Ø25 External Circlip	2	
62	51664	Roller Spindle	1	
	59324	Roller Assembly Consists Of:		
63	0000300504	Felt Seal	2	
64	6005RS	Bearing	2	
65	46398	Flanged Steel Roller	1	
66				
67	PH408	Seal	2	
68	PS843	Ø25 External Circlip	2	
69	59322	Roller Spindle (RH thread)	1	
	59222	Roller Assembly Consists Of:		
70	0000301601	Roller	1	
71	59223	Spindle	1	
72	6204RS	Bearing	1	
73	12298	Circlip	1	
	59758	Short Web Assy Consists Of:		
74	59758/3	Web Belt	2	
75	59758/1	Web Rod	25	
76	59758/2	Rod Cover	26	
77	59758/4	Joining Rod	1	
78	51301/3	'F'Type Joiner (2 hole)	4	
79	DIN661 5x25	Ø5x25 Rivet	8	
80	DIN661 5x22	Ø5x22 Rivet	92	
81	46849/2	Clamp Plate	46	
	59759	Intermediate Web Assy Consists Of:		
82	59759/3	Web Belt	2	
83	59758/1	Web Rod	45	
84	59758/2	Rod Cover	46	
85	59758/4	Joining Rod	1	
86	51301/3	'F'Type Joiner (2 hole)	4	
87	DIN661 5x25	Ø5x25 Rivet	8	
88	DIN661 5x22	Ø5x22 Rivet	172	
89	46849/2	Clamp Plate	86	
	59760	Long Web Assy Consists Of:		
90	59760/3	Web Belt	2	
91	59758/1	Web Rod	64	
92	59758/2	Rod Cover	65	
93	59758/4	Joining Rod	1	
94	51301/3	'F'Type Joiner (2 hole)	4	
95	DIN661 5x25	Ø5x25 Rivet	8	
96	DIN661 5x22	Ø5x22 Rivet	248	
97	46849/2	Clamp Plate	124	

Machines from Serial No T2-168

Sweeping Clod Fingers
Assy No 59045



12.10a

T2 SPARE PARTS

Machines from Serial No T2-168

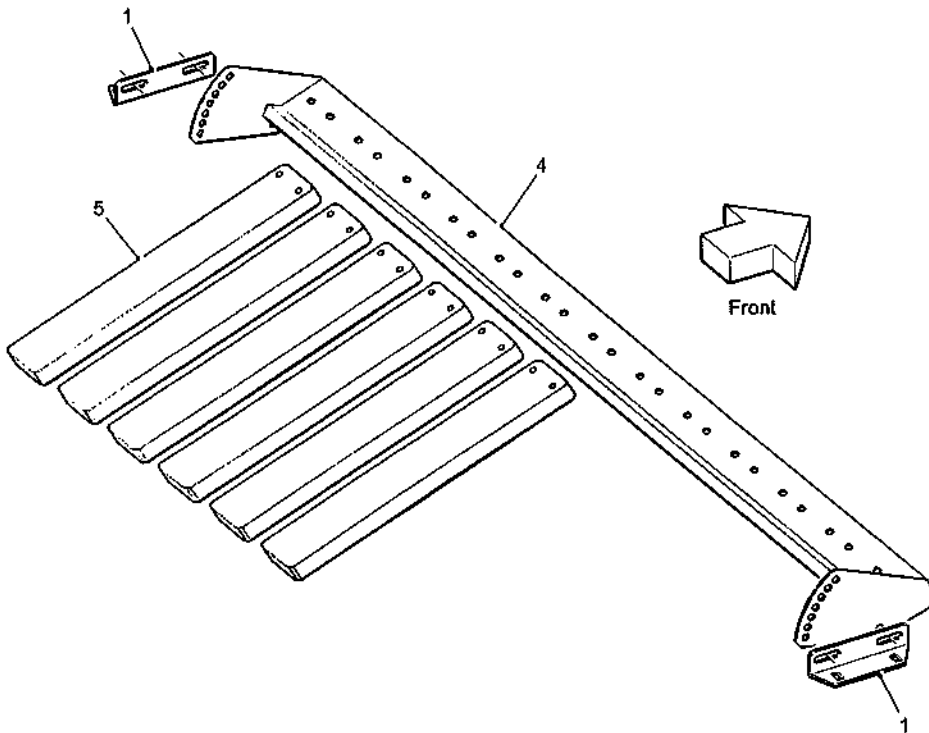
Sweeping Clod Fingers

Assy No 59045

Item	Part No.	Description	Qty.	Remarks
1	44563	Hydraulic Motor	1	
2				
3	56823	Guard	1	
4	56824	Cam	1	
5				
6	59329	Mounting Beam	1	
7	59798	Finger Guard	2	
8				
9	RPA610.301139	Tube	1	
10	RPA610.301154	Tube	2	
11	RPA610.301165	Oscillator Arm	1	
12	RPA610.301202	Oscillator Arm	1	
13	RPA610.301207	Quadrant Plate	4	
14	RPA610.301209	End Plate	2	
15	RPA610.306023	Hinge Piece	1	
16	RPC632.301869	Decal	1	(not shown)
17	RPC648.081250	M8 Straight Grease Nipple	6	
18	RPC700.304701	Oscillator Paddle (X = 480mm)	16	Option
	RPGM076.00594	Oscillator Paddle (X = 425mm)	16	Option
19	RPF200.030200	Ø30 External Circlip	2	
20	RPF202.055200	Ø55 Internal Circlip	2	
21	RPGM031.00228	Pin	1	
22	RPGM065.00073	Brass Washer	4	
23	RPGM088.00005	Plastic Dust Cap	2	
24	RPGM088.00017	Sealing Ring	4	
25	RPGMB89.02017	M20 Ball Joint	2	
26	RPM148.302182	Brass Bush	8	
27	RPM196.300869	Washer	1	
28	RPF174.220000	M20 Half Nut	2	
29				
30				
31				
32				
33	6006RS	Bearing	4	Supercedes 60062RS
34				
35				
36	SS030011/005	Steel Spacer	16	
37				
38				
39	22067005/010	Ø5x10 Roll Pin	4	
40	22078005/025	Ø5x25 Split Pin	2	
		Hydraulic Components Consist Of:		
41	11124	1/2"BSP Dowty Seal	2	
42				
43	12315	1/2"BSP M M Adaptor	2	
44				
45	27459	M18x1/2"BSP M M Adaptor	2	
46	27461	M18 Dowty Seal	2	
47				
48	43207	1/2"Hose Assembly (2700mm)	2	
49				
50	RPS360-1	S/A Proportional Valve Slice	1	

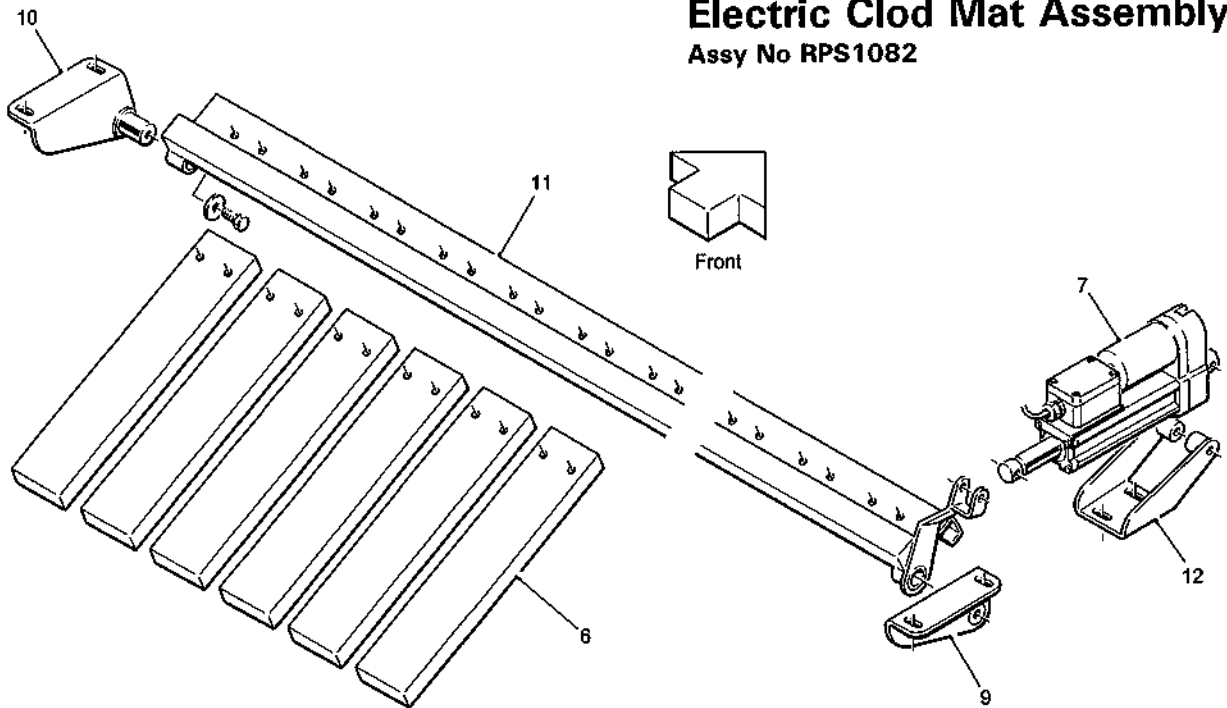
Machines from Serial No T2-168

Manual Clod Mat Assembly
Assy No 59098



T2-SP098

Electric Clod Mat Assembly
Assy No RPS1082



12.11a**T2 SPARE PARTS**

Machines from Serial No T2-168

Clod Mat Assemblies

Manual - Assy No 59098

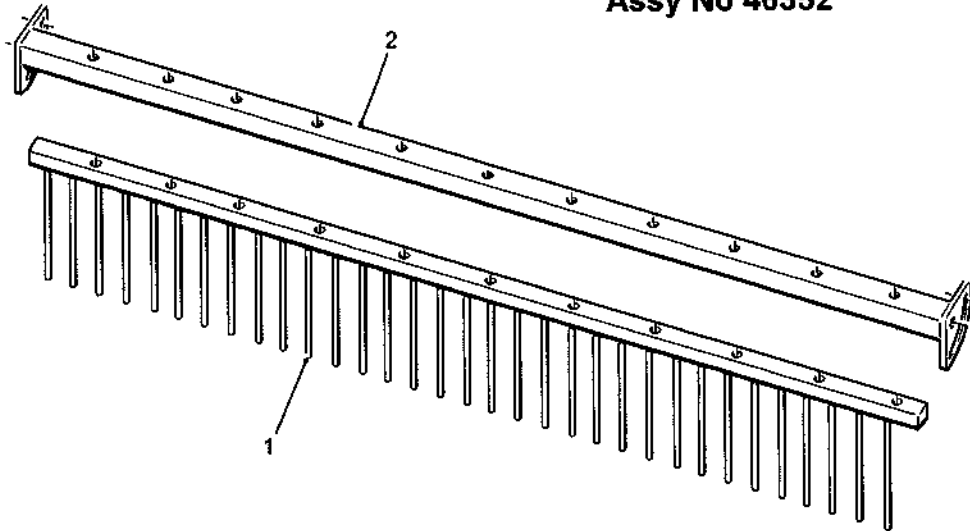
Electric - Assy No RPS1082

Item	Part No.	Description	Qty.	Remarks
1	59098	Manual Clod Mat Consists Of:		
2	59906	Mounting Bracket	2	
3				
4	RPA610.301085	Mounting Frame	1	
5	RPC700.301088	Clod Mat Rubber	13	
		<hr/>		
6	RPS1082	Electric Clod Mat Consists Of:		
7	RPC700.301088	Clod Mat Rubber	12	
8	RPE202.305394	Linear Actuator c/w Switch & Harness	1	
9	RPS1083	LH Mounting Bracket	1	
10	RPS1084	RH Mounting Bracket	1	
11	RPS1085	Mounting Frame	1	
12	RPS1086	Actuator Bracket	1	

Machines from Serial No T2-168

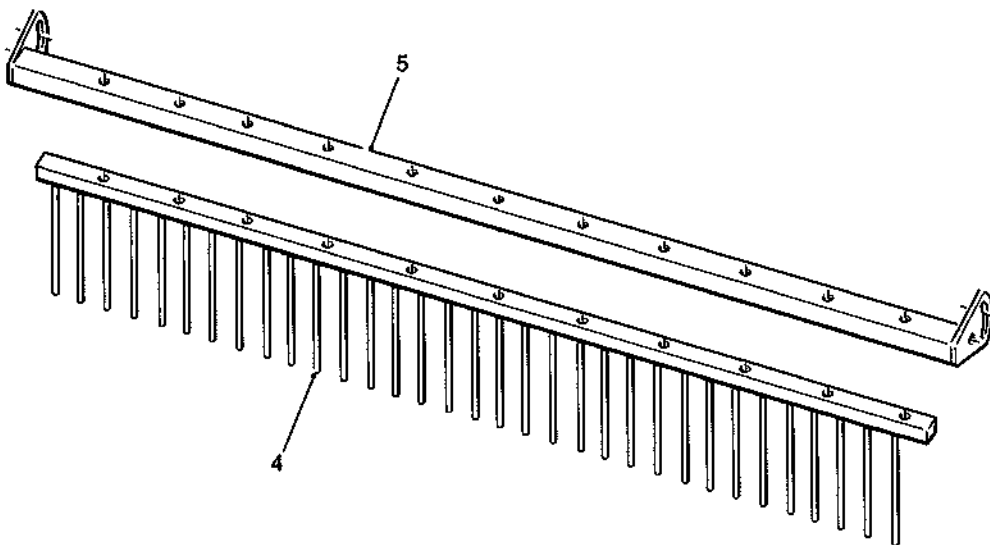
Restrictor Brush Kits

**Roller Table Restrictor Brush Kit
Assy No 46352**



T2-SP185

**Omega Restrictor Brush Kit
Assy No 59896**



12.12a**T2 SPARE PARTS**

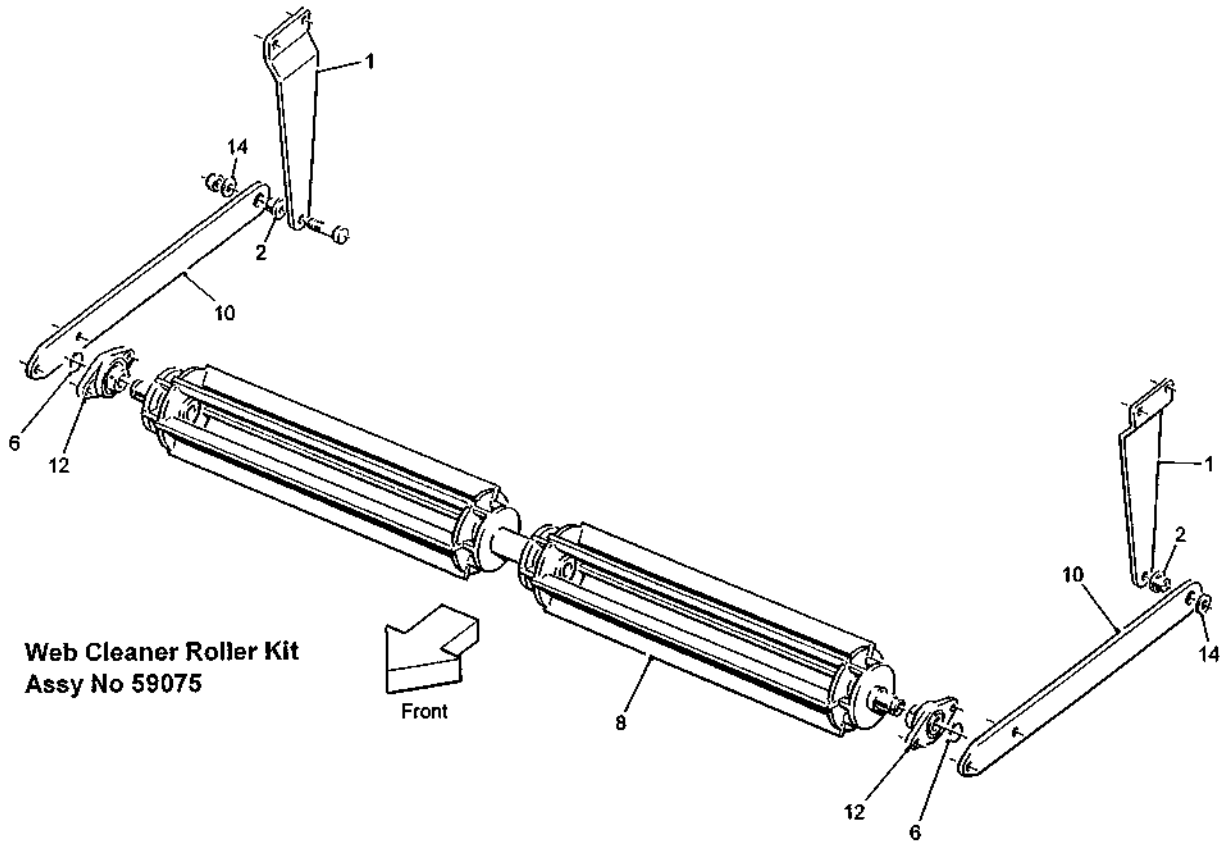
Machines from Serial No T2-168

Restrictor Brush Kits

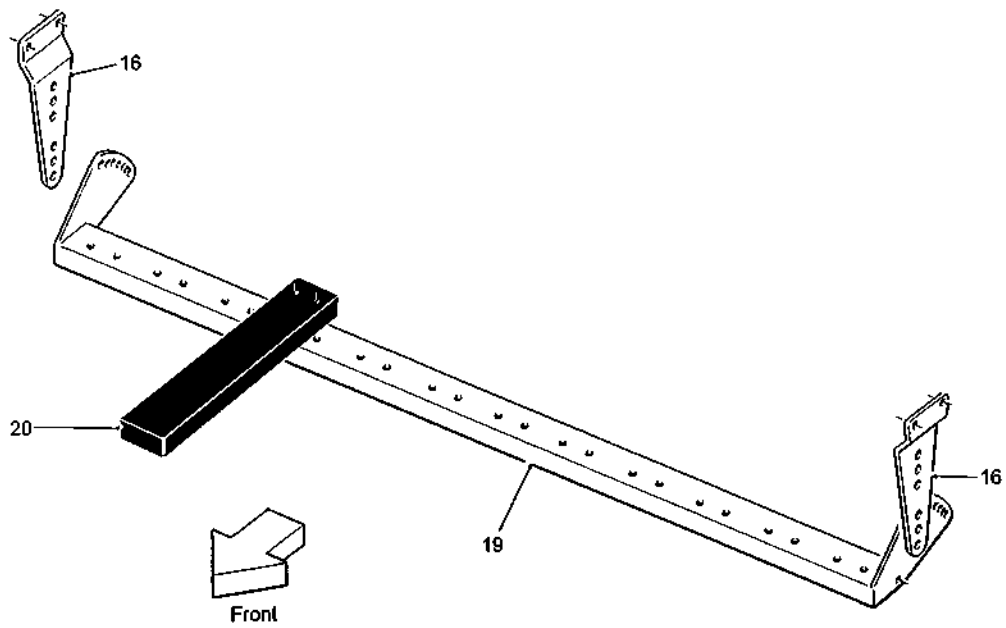
Item	Part No.	Description	Qty.	Remarks
	46352	Roller Table Restrictor Brush Kit		
1	59886	Consists Of: Restrictor Brush	1	
2	44397	Brush Mounting	1	
3				
	59896	Omega Restrictor Brush Kit		
4	59886	Consists Of: Restrictor Brush	1	
5	59894	Brush Mounting	1	
6				

Machines from Serial No T2-168

Web Cleaner Kits



T2-SP030



Machines from Serial No T2-168

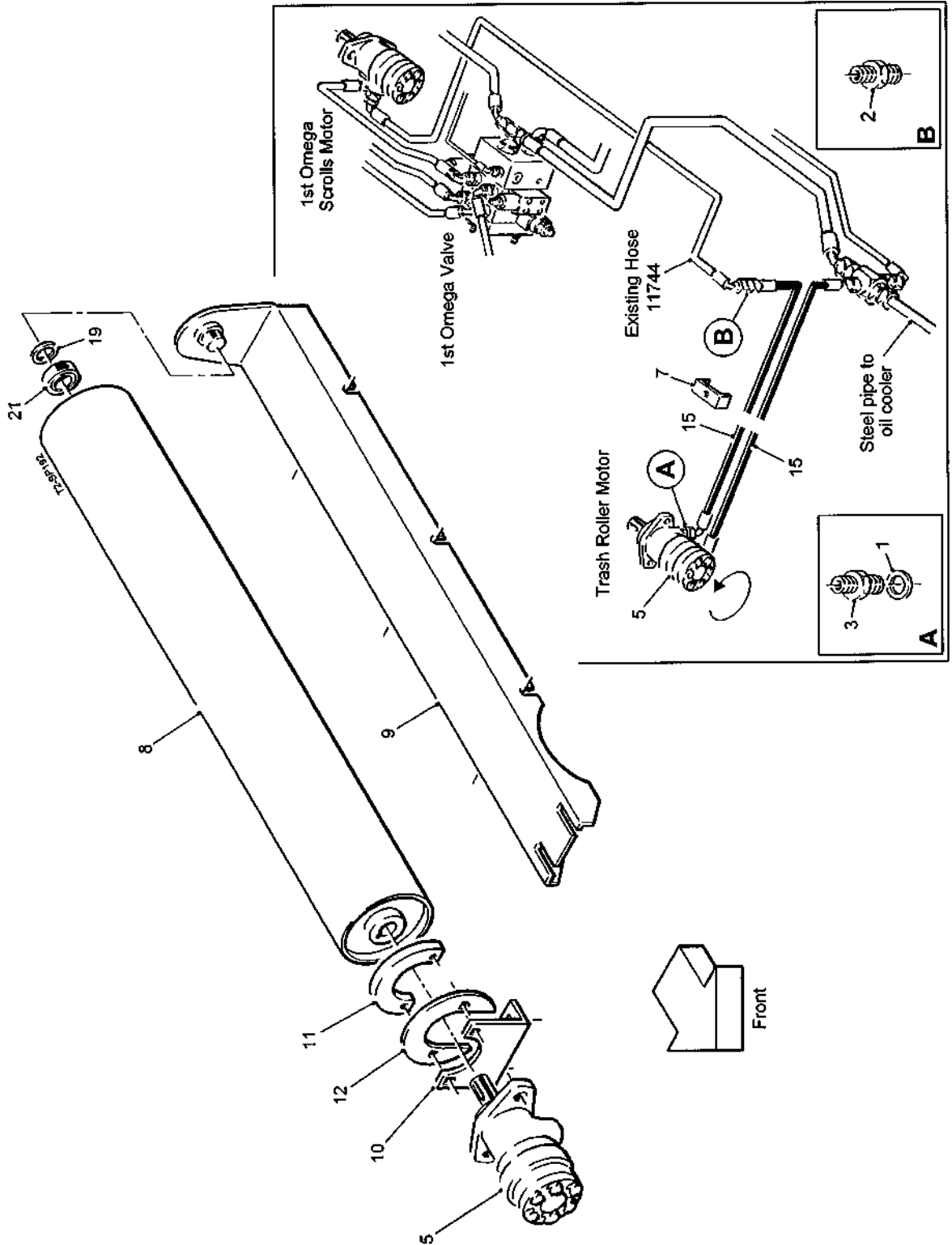
Web Cleaner Kits

Item	Part No.	Description	Qty.	Remarks
1	59075	Web Cleaner Roller Kit Consists Of:		
2	59457A	Mounting Plate	2	
3	59458	Pivot Bush	2	
4				
5				
6	RH56	Ø30 External Circlip	2	
7				
8	59737	28mm & 36mm Pitch Cleaner Roller	1	
	59738	40mm & 45mm Pitch Cleaner Roller	1	
9				
10	RPS994	Side Arm	2	
11				
12	SFT30A	Bearing	2	
13				
14	SS30011/005	Steel Spacer	2	
15				
16	59076	Web Cleaner Fingers Kit Consists Of:		
17	59457	Mounting Plate	2	
18				
19	RPA610.306221	Finger Mounting	1	
20	RPC700.301088	Rubber Finger	12	

Machines from Serial No T2-168

Beam Axle Trash Roller Kit

Assy No 59901



12.14a**T2 SPARE PARTS**

Machines from Serial No T2-168

Beam Axle Trash Roller Kit**Assy No 59901**

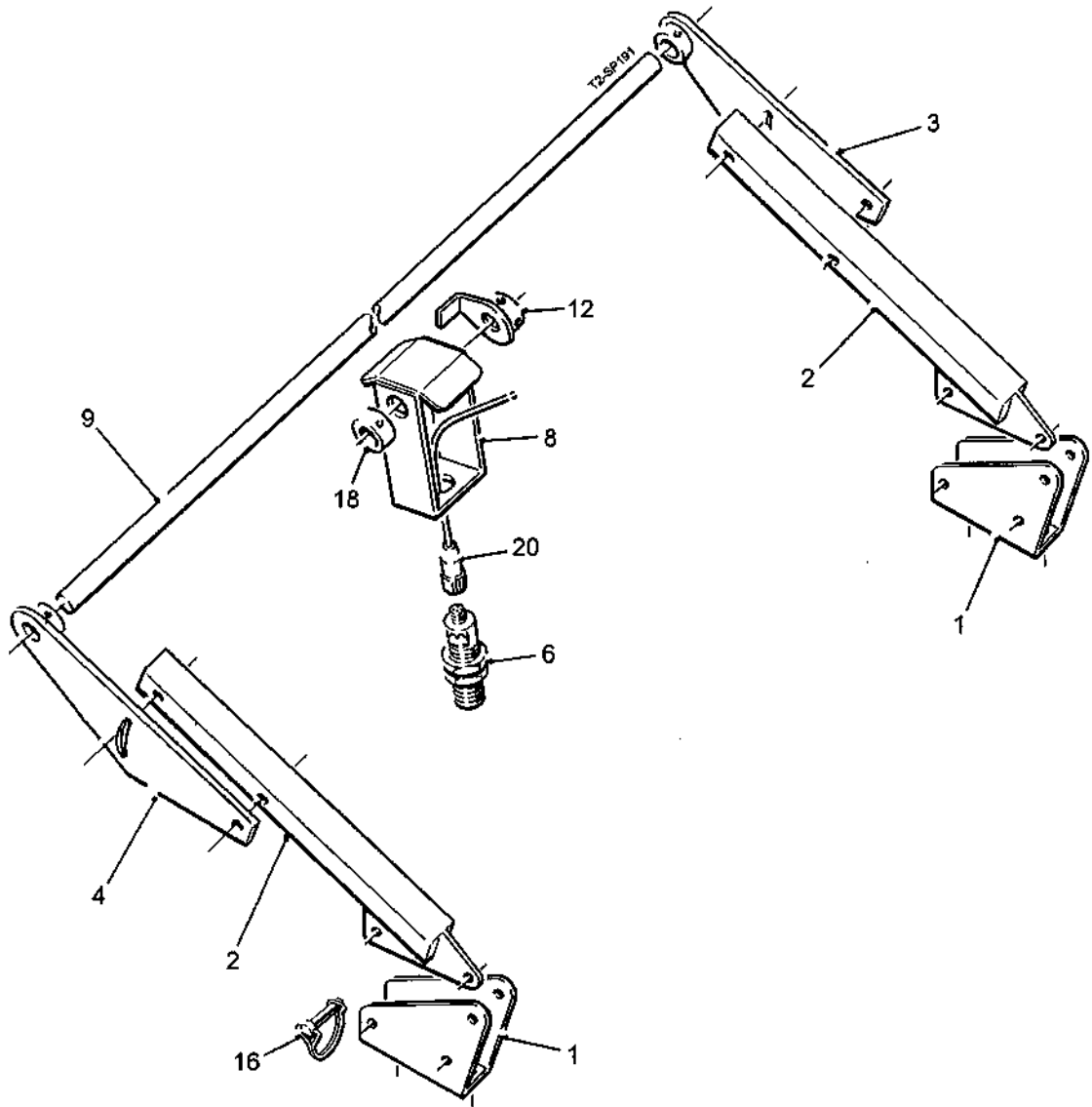
Item	Part No.	Description	Qty.	Remarks
1	11124	1/2"BSP Dowty seal	2	
2	11115	3/4"BSP M M Adaptor	1	
3	11295	1/2"BSP x 3/4"BSP M M Adaptor	2	
4				
5	46855	Hydraulic Motor	1	
6				
7	62966	Pipe Clamp	2	
8	59902	Trash Roller	1	
9	59903	Mounting Bracket	1	
10	59904	Motor Plate	1	
11	59909	Clamp Plate	1	
12	59932	Filler Plate	1	
13				
14				
15	60660	3/4"Hose Assembly (2200mm)	2	
16				
17				
18				
19	22046030B	M30 Flat Washer	1	
20				
21	62062RS	Bearing	1	

Machines from Serial No T2-168

Elevator Auto-height Control Kit

1125mm Elevator - Assy No 59074

1300mm Elevator - Assy No 59857



12.15a**T2 SPARE PARTS**

Machines from Serial No T2-168

Elevator Auto-height Control Kit

1125mm Elevator - Assy No 59074

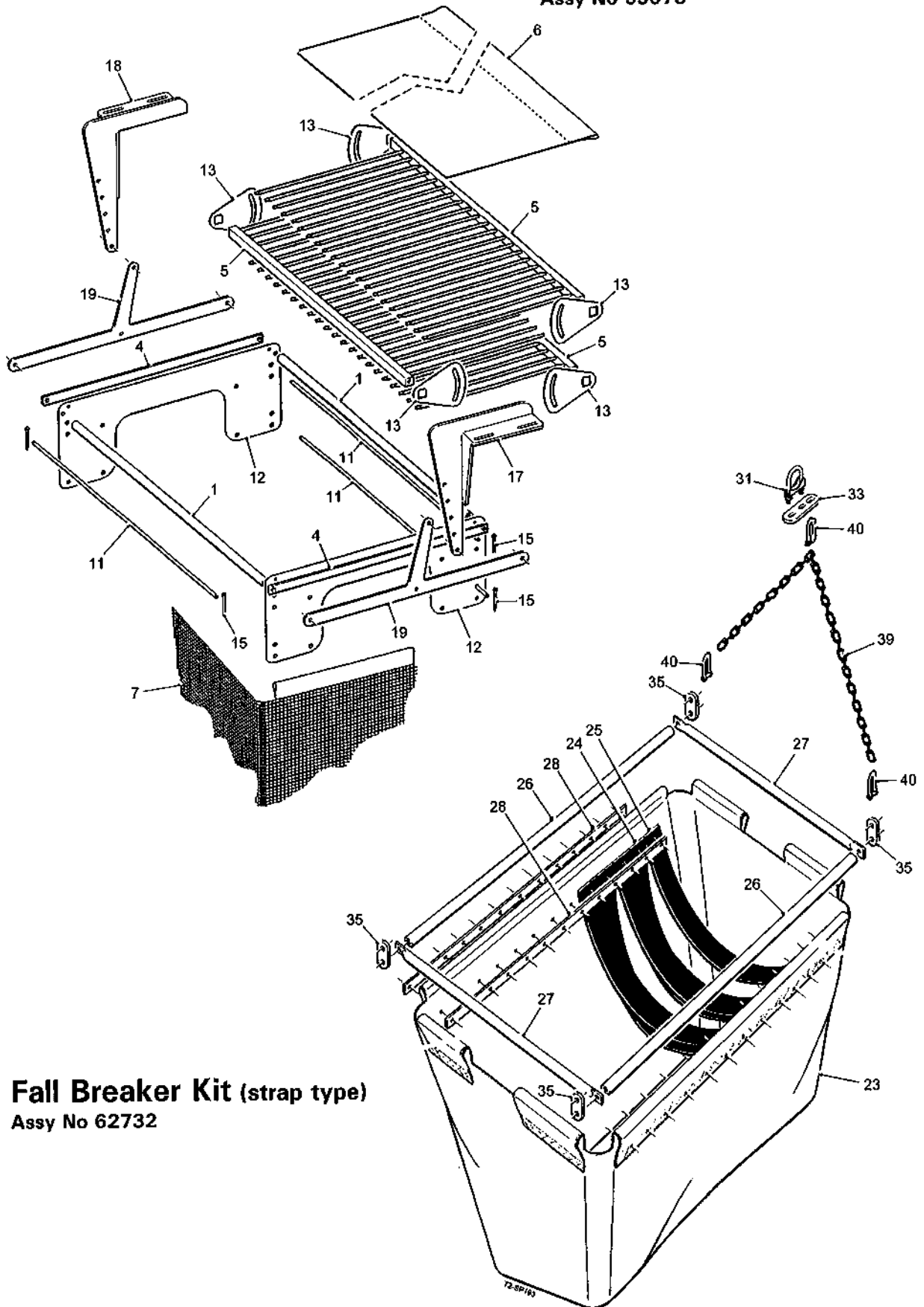
1300mm Elevator - Assy No 59857

Item	Part No.	Description	Qty.	Remarks
1	37518	Mounting Bracket	2	
2	37519A	Support Arm	2	
3	37520	Rear Support Plate	1	
4	37521	Front Support Plate	1	
5				
6	54898	Ultrasonic Sensor	1	
7				
8	59940	Sensor Mounting Bracket	1	
9	59461	Pivot Bar	1	1125mm Elevator
	59856	Pivot Bar	1	1300mm Elevator
10				
11				
12	62934	Stop Plate	1	
13				
14				
15				
16	10282	Quick Release Pin	2	
17				
18	PS488M	Locking Collar	1	
19				
20	JK63720/5	Sensor Cable (15m)	1	

Machines from Serial No T2-168

Fall Breaker Kit (cascade type)

Assy No 59073



Fall Breaker Kit (strap type)

Assy No 62732

12.16a

T2 SPARE PARTS

Machines from Serial No T2-168

Fall Breaker Kits

Cascade Type - Assy No 59073

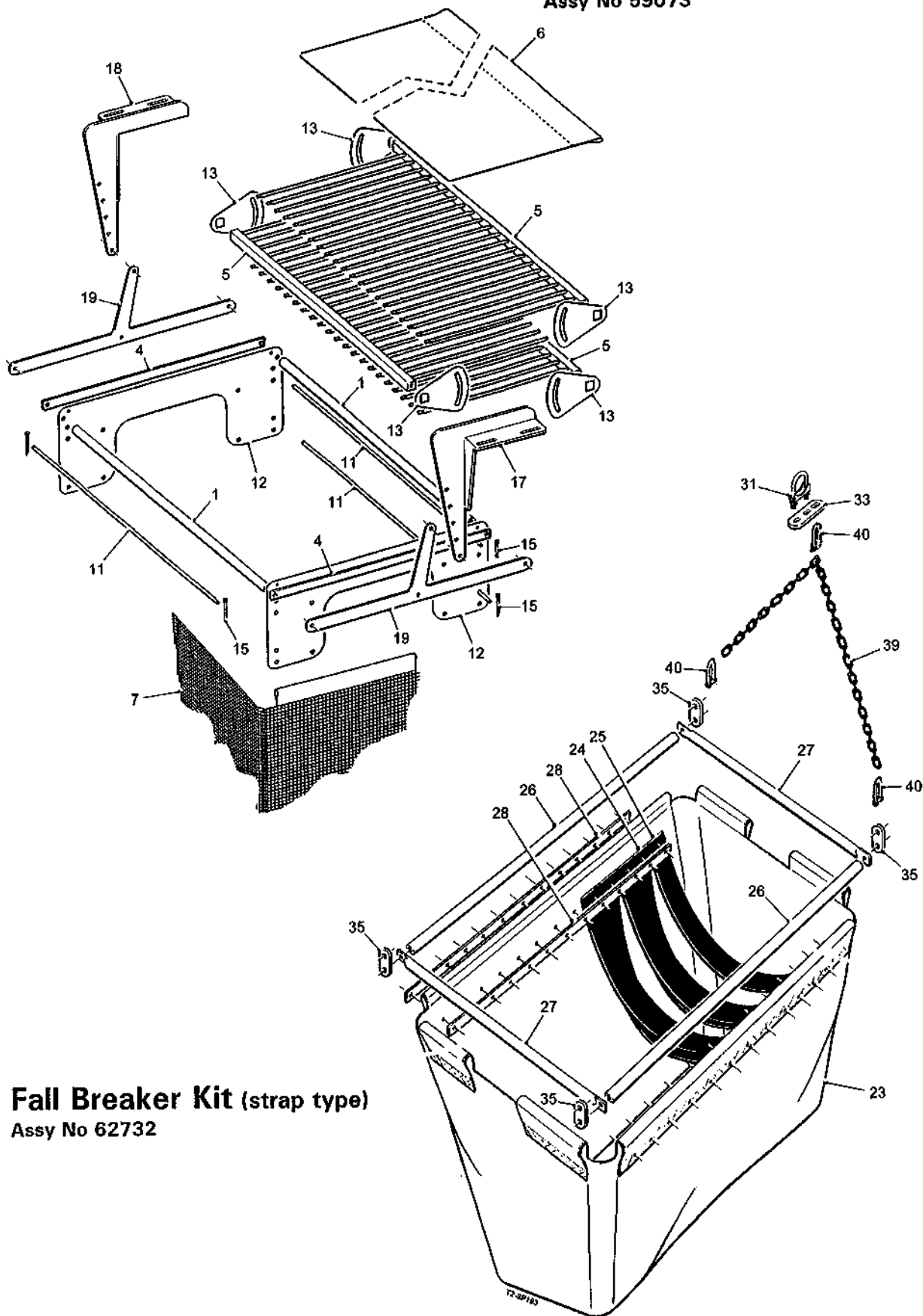
Strap Type - Assy No 62732

Item	Part No.	Description	Qty.	Remarks
	59073	Fall Breaker Kit (cascade type)		
		Consists Of:		
1	RPA610.311045	Spacer Bar (1300mm)	2	
2				
3				
4	RPC700.311051	Support Strip	2	
5	RPC700.311061	Nylon Brush Assembly (1300mm)	3	
6	RPC720.311053	Inner Flap (1300mm)	3	
7	RPC720.311054	Chute Cascade (1300mm)	1	
8				
9				
10				
11	RPM146.311047	Pin (1300mm)	3	
12	RPM225.311043	Plate	2	
13	RPM225.311044	Plate	6	
14				
15	22078003/032	Ø3x32mm Split Pin	6	
16				
17	62537	Front Chute Bracket	1	
18	62538	Rear Chute Bracket	1	
19	62949	Pivot plate	2	
20				
21				
22				
	62732	Fall Breaker Kit (strap type)		
		Consists Of:		
23	42831	PVC Chute	1	
24	42913/1200	Fall Breaker Strap (short)	7	
25	42913/1500	Fall Breaker Strap (long)	6	
26	42920	Tie Bar	2	
27	42921/1	Side Tube	2	
28	42929	Mounting Strip	4	
29				
30				
31	58122	Ø35 Clamp Complete	2	
32				
33	59462	Support Plate	2	
34				
35	62733	Shackle Plate	4	
36				
37				
38				
39	RPC62.311064	Chain	2	
40	RPGMRP099.00086	Shackle	6	

Machines from 2016

Fall Breaker Kit (cascade type)

Assy No 59073

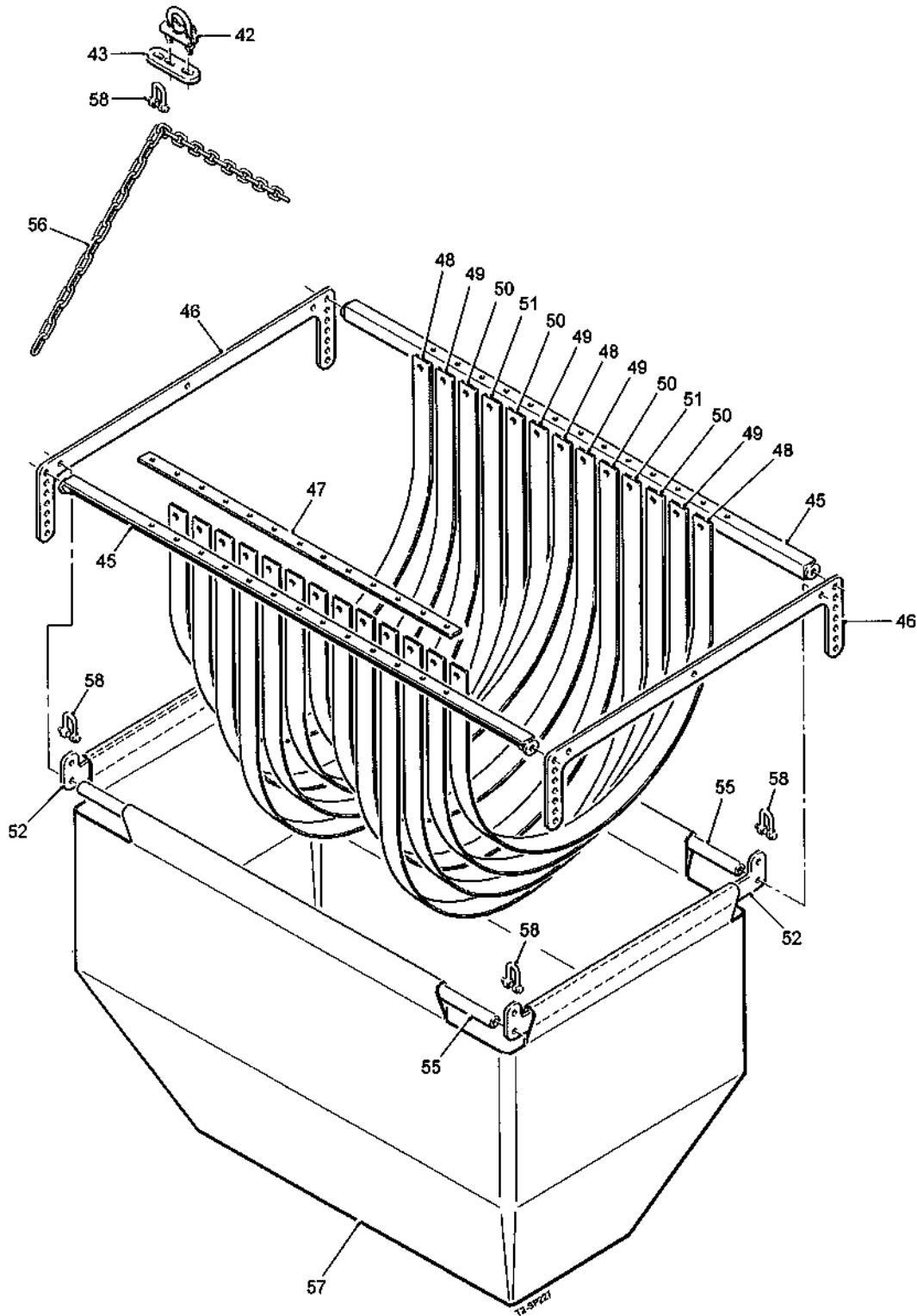


Fall Breaker Kit (strap type)

Assy No 62732

Machines from 2016

Fall Breaker Kit (strap type)
Assy No 64205



Fall Breaker Kits

Item	Part No.	Description	Qty.	Remarks
	59073	Fall Breaker Kit (cascade type)		
		Consists Of:		
1	RPA610.311045	Spacer Bar (1300mm)	2	
2				
3				
4	RPC700.311051	Support Strip	2	
5	RPC700.311061	Nylon Brush Assembly (1300mm)	3	
6	RPC720.311053	Inner Flap (1300mm)	3	
7	RPC720.311054	Chute Cascade (1300mm)	1	
8				
9				
10				
11	RPM146.311047	Pin (1300mm)	3	
12	RPM225.311043	Plate	2	
13	RPM225.311044	Plate	6	
14				
15	22078003/032	Ø3x32mm Split Pin	6	
16				
17	62537	Front Chute Bracket	1	
18	62538	Rear Chute Bracket	1	
19	62949	Pivot plate	2	
20				
21				
22				
	62732	Fall Breaker Kit (strap type)		
		Consists Of:		
23	42831	PVC Chute	1	
24	42913/1200	Fall Breaker Strap (short)	7	
25	42913/1500	Fall Breaker Strap (long)	6	
26	42920	Tie Bar	2	
27	42921/1	Side Tube	2	
28	42929	Mounting Strip	4	
29				
30				
31	58122	Ø35 Clamp Complete	2	
32				
33	59462	Support Plate	2	
34				
35	62733	Shackle Plate	4	
36				
37				
38				
39	RPC62.311064	Chain	2	
40	RPGMRP099.00086	Shackle	6	
41				
	64205	Fall Breaker Kit (strap type)		
		Consists Of:		
42	58122	Ø35 Clamp Complete	2	
43	59462	Support Plate	2	
44				
45	64160	Strap Support	2	

Fall Breaker Kits

Item	Part No.	Description	Qty.	Remarks
46	64166	Side Adjuster Plate	2	
47	64167	Clamp Strip		
48	64168/1970	Canvas Strap (1970mm)	3	
49	64168/2170	Canvas Strap (2170mm)	4	
50	64168/2370	Canvas Strap (2370mm)	4	
51	64168/2570	Canvas Strap (2570mm)	4	
52	64204	Support Plate	2	
53				
54				
55	RPA610.311045	Spacer Bar (1300mm)	2	
56	RPC622.311064	Chain	2	
57	RPC720.311054	Chute Cascade (1300mm)	1	
58	RPGMRP099.00086	Shackle	6	

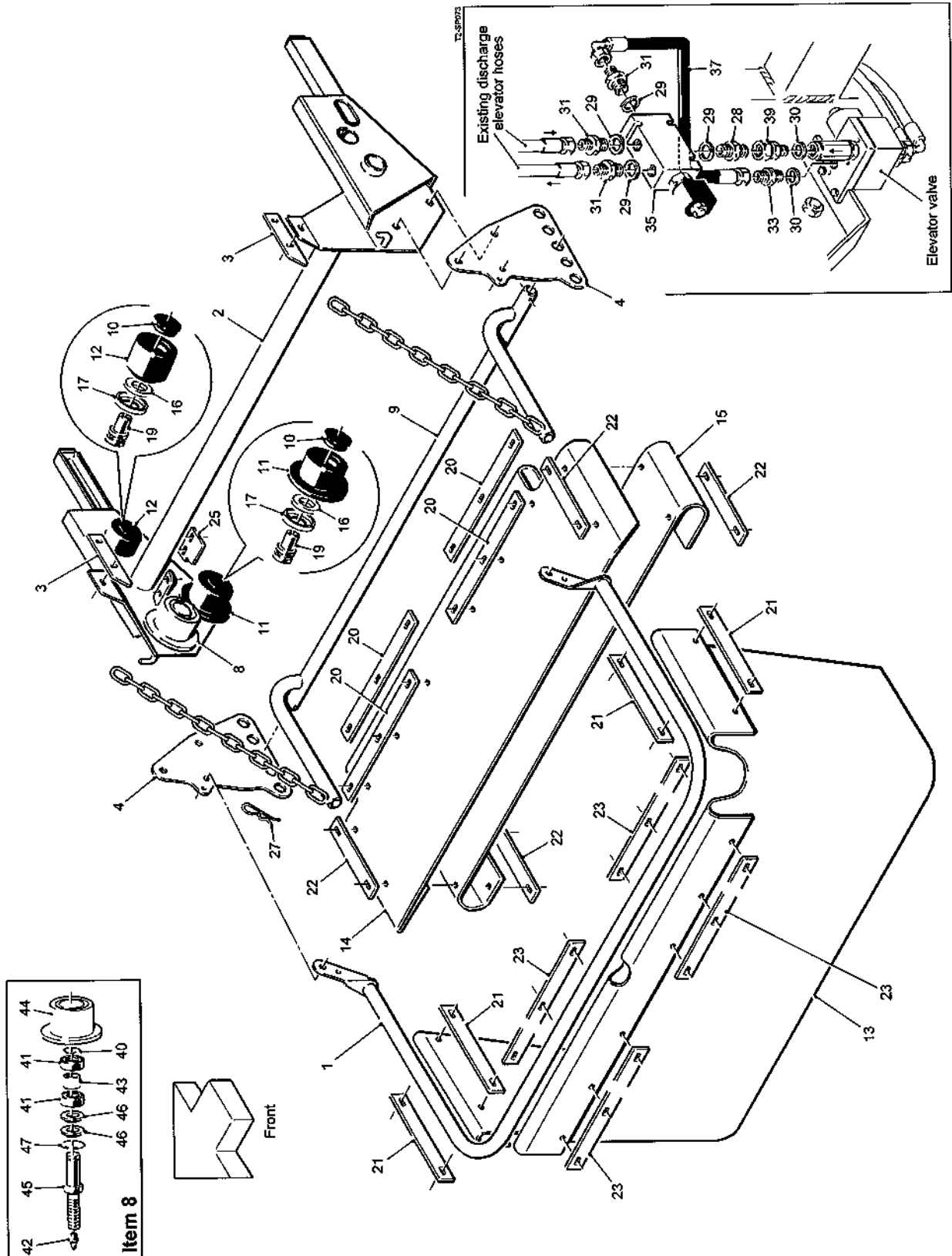
Machines from Serial No T2-168

Windrow Kits

1125mm - Assy No 59775

1300mm - Assy No 62526

1500mm - Assy No 62256



12.17a

T2 SPARE PARTS

Machines from Serial No T2-168

Windrow Kits

1125mm - Assy No 59775

1300mm - Assy No 62526

1500mm - Assy No 62256

Item	Part No.	Description	Qty.	Remarks
1	59770	Top Rail	1	1125mm elevator
	62528	Top Rail	1	1300mm elevator
	62258	Top Rail	1	1500mm elevator
2	59771	Windrow Extension	1	1125mm elevator
	62527	Windrow Extension	1	1300mm elevator
	62257	Windrow Extension	1	1500mm elevator
3	59774	Joining Plate	2	
4	59873	Pivot Plate	2	
5				
6	59027A	Soft Drop Web Extension (1125mm)	1	(not shown)
	59332B	Standard Web Extension (1125mm)	1	(not shown)
	59756A	Standard Web Extension (1300mm)	1	(not shown)
	59987A	Standard Web Extension (1500mm)	1	(not shown)
7				
8	RPA510.309022	Flanged Roller Assembly	2	(see list at end)
9	RPA610.307959	Support	1	1125mm elevator
	62529	Support	1	1300mm elevator
	62259	Support	1	1500mm elevator
10	RPC620.303070	Cap	4	
11	RPC700.300146	Ø95 Flanged Roller c/w Bearings	2	
12	RPC700.300148	Ø75 Plain Roller c/w Bearings	2	
13	RPC730.307961	Rubber Sheet	1	1125mm elevator
	62530	Rubber Sheet	1	1300mm elevator
	62260	Rubber Sheet	1	1500mm elevator
14	RPC730.307962	Rubber Sheet	1	1125mm elevator
	62531	Rubber Sheet	1	1300mm elevator
	62261	Rubber Sheet	1	1500mm elevator
15	RPC730.307963	Rubber Sheet	1	1125mm elevator
	62532	Rubber Sheet	1	1300mm elevator
	62262	Rubber Sheet	1	1500mm elevator
16	RPGM070.00446	Felt Seal	4	
17	RPGM089.00565	Roller Shield	4	
18				
19	RPM180.303071	Roller Bush	4	
20	RPM256.305092	Clamp Strip (3 hole)	4	
21	RPM256.305093	Clamp Strip (2 hole long)	4	
22	RPM256.305094	Clamp Strip (2 hole short)	4	
23	RPM256.305092	Clamp Strip (3 hole)	4	1125mm elevator
	62359	Clamp Strip (4 hole)	4	1300mm elevator
	62359	Clamp Strip (4 hole)	4	1500mm elevator
24				
25	RPW240.310380	Roller Scraper	2	

T2 SPARE PARTS

12.17b

Machines from Serial No T2-168


Windrow Kits

1125mm - Assy No 59775

1300mm - Assy No 62526

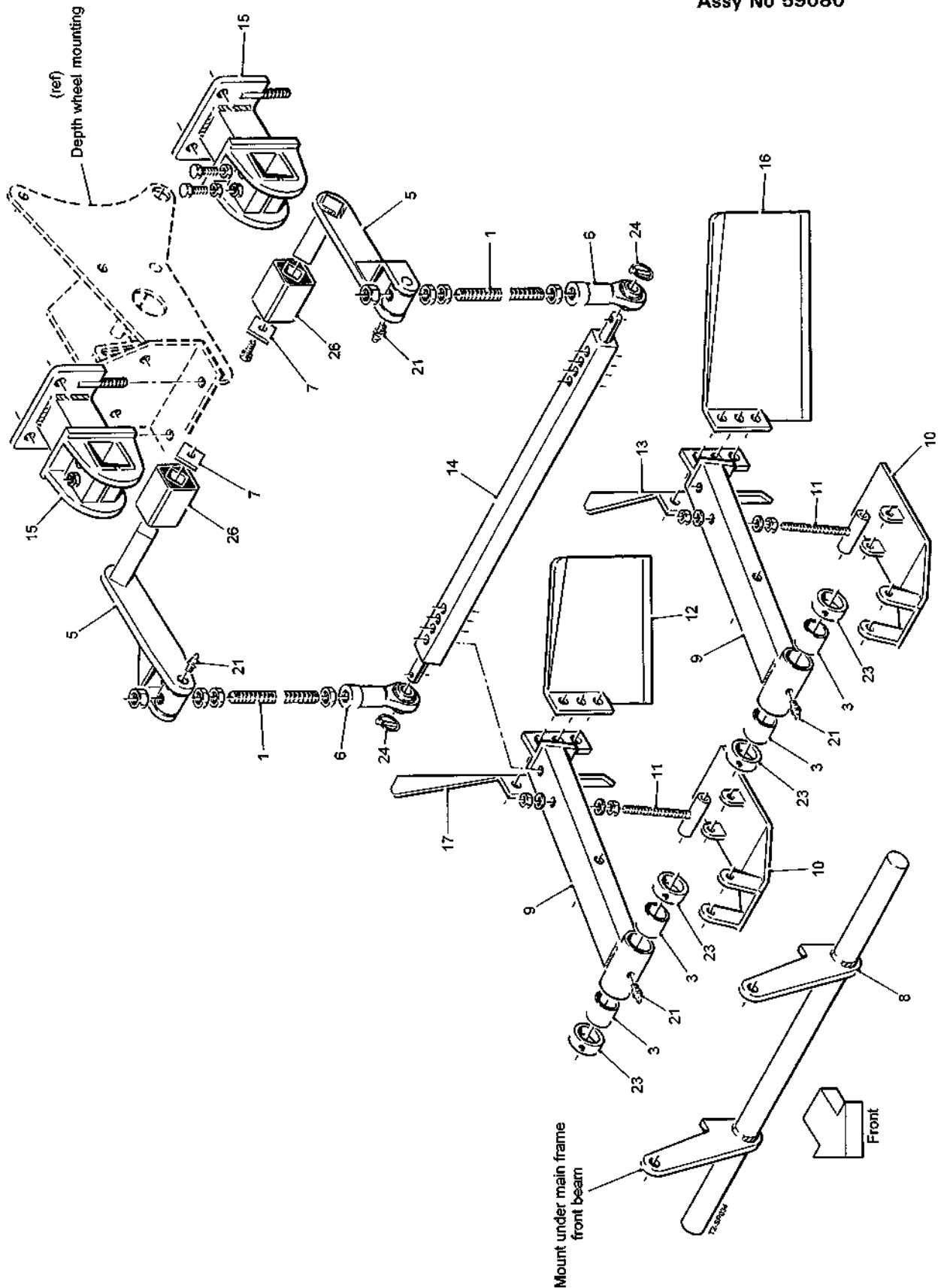
1500mm - Assy No 62256

Item	Part No.	Description	Qty.	Remarks
26				
27	H105	'R' Clip	2	
		Hydraulic Components Consist Of:		
28	11115	3/4"BSP M M Adaptor	1	
29	11123	3/4"BSP Dowty Seal	4	
30	11124	1/2"BSP Dowty Seal	2	
31	11295	1/2"BSP x 3/4"BSP M M Adaptor	3	
32				
33	12315	1/2"BSP M M Adaptor	1	
34				
35	51073	Hydraulic Valve	1	
36				
37	60490	1/2"Hose Assembly (500mm)	1	
38				
39	TBMW659	1/2"BSPMx3/4"BSP F Swivel Adaptor	1	
	RPA510.309022	Flanged Roller Assembly Consists Of:		
40	12298	Circlip	1	
41	6204	Bearing	2	
42	RPC648.061000	M6 Straight Grease Nipple	1	
43	RPGM060.00416	Spacer	1	
44	RPM156.300677	Flanged Roller	1	
45	RPM180.309021	Spindle	1	
46	RPS210.002042	Metal Seal	2	
47	W0113	Circlip	1	



Machines from Serial No T2-168

Ridge Plough Kit Assy No 59080



12.18a**T2 SPARE PARTS**

Machines from Serial No T2-168

Ridge Plough Kit

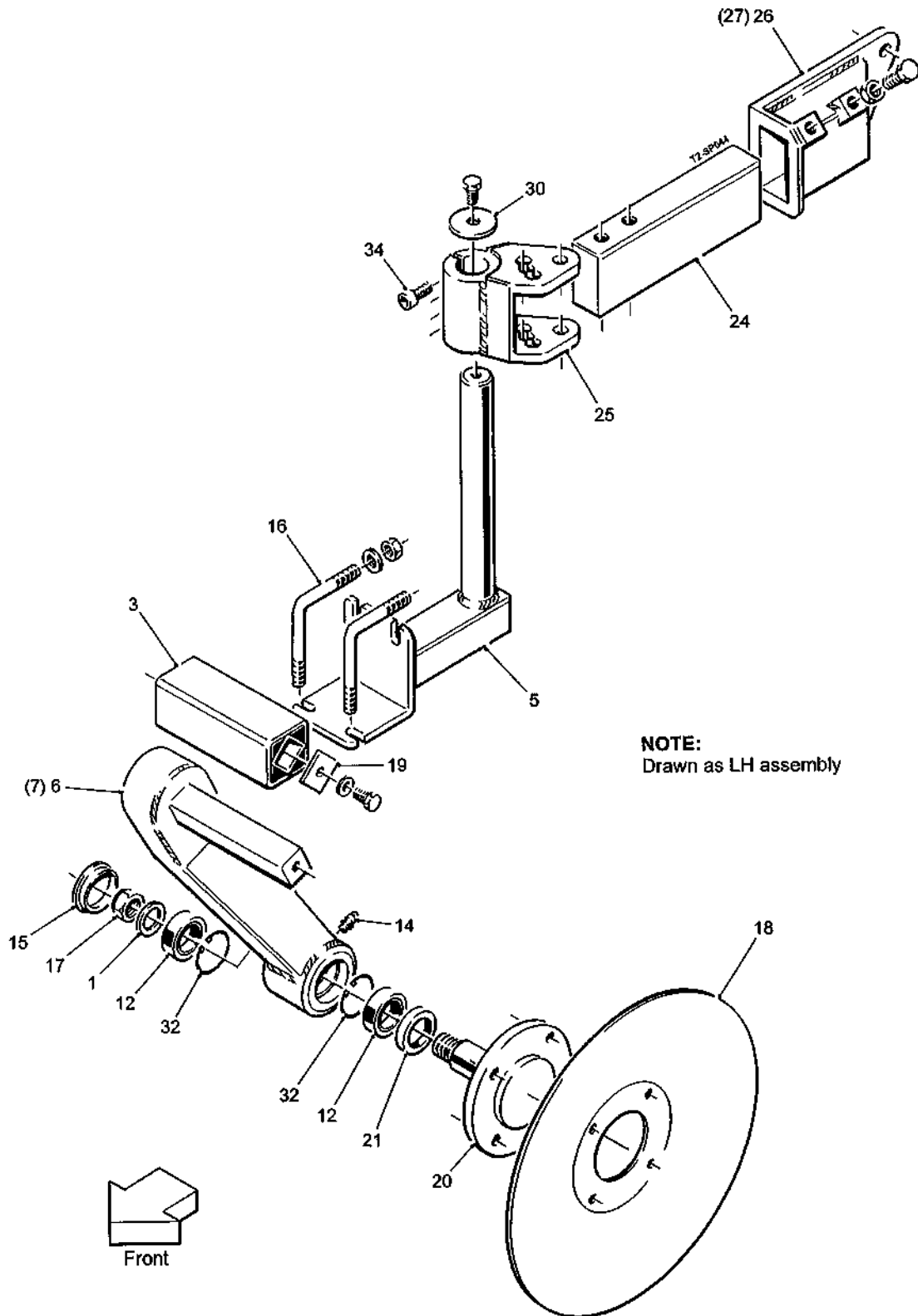
Assy No 59080

Item	Part No.	Description	Qty.	Remarks
1	22106024/600	M24 Threaded Rod	2	
2				
3	44189	Nylon Bush	4	
4				
5	59118	Suspension Arm	2	
6	59120	Suspension Link	2	
7	59467	Retainer	2	
8	59519	Pivot Bar	1	
9	59520	Plough Arm	2	
10	59521	Skid	2	
11	59522	Skid Adjuster	2	
12	59523	LH Blade (short)	1	
13	59524	RH Blade (short)	1	
14	59525	Suspension Beam	1	
15	59526	Suspension Mounting	2	
16	59559	LH Blade (long)	1	
	59523	LH Blade (short)	1	Used with concave discs
17	59560	RH Blade (long)	1	
	59524	RH Blade (short)	1	Used with concave discs
18				
19				
20				
21	GS412	1/8"BSP Straight Grease Nipple	4	
22				
23	PS353M	Locking Collar	4	
24	PS714/5	Linchpin	2	
25				
26	RPGMRP084.00001	Rubber Torsion Unit	2	

Machines from Serial No T2-168

Concave Disc Coulters

LH - Assy No 59616
RH - Assy No 59617



NOTE:
Drawn as LH assembly

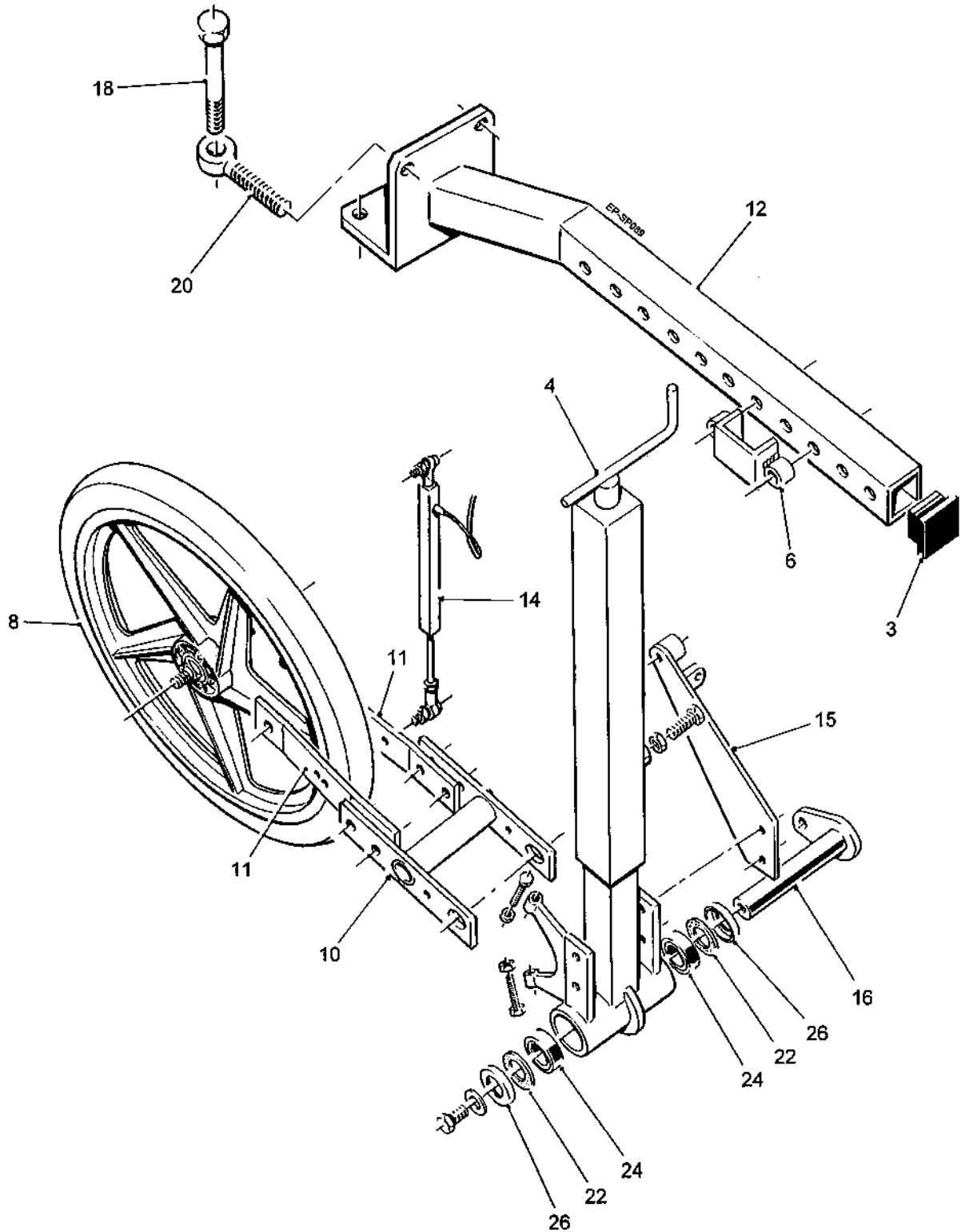
Machines from Serial No T2-168

Concave Disc Coulters

Item	Part No.	Description	Qty.	Remarks
1	22046030C	M30 Flat Washer	2	
2				
3	42054	Rubber Torsion Bush	2	
4				
5	59612	Disc Mounting Arm	2	
6	59613	LH Disc Mounting Leg	1	Assy 59616 only
7	59614	RH Disc Mounting Leg	1	Assy 59617 only
8				
9				
10				
11				
12	60072RS	Bearing	4	
13				
14	RPC648.081250	M8 Grease Nipple	2	
15	RPC700.300441	Plastic End Cap	2	
16	RPF122.116115	M16 'L' Bolt	4	
17	RPF180.230000	M30 Special Locknut	2	
18	RPGMRP089.01825	Ø18"Concave Disc	2	
19	RPM152.303434	Retainer	2	
20	RPM180.300241	Disc Spindle	2	
21	RPS200.406810	Oil Seal	2	
22				
23				
24	RPS1061	Mounting Arm	2	
25	RPS1062	Support Arm	2	
26	RPS1063	LH Mounting Sleeve	1	Assy 59616 only
27	RPS1064	RH Mounting Sleeve	1	Assy 59617 only
28				
29				
30	SS060011/005	Steel Spacer	2	
31				
32	W0168	Ø62 Internal Circlip	4	
33				
34	22015010/035	M10x35 Socket Head Cap Screw	8	

Machines from Serial No T2-168

Onion Depth Wheels
Assy No RPS1013



12.20a**T2 SPARE PARTS**

Machines from Serial No T2-168

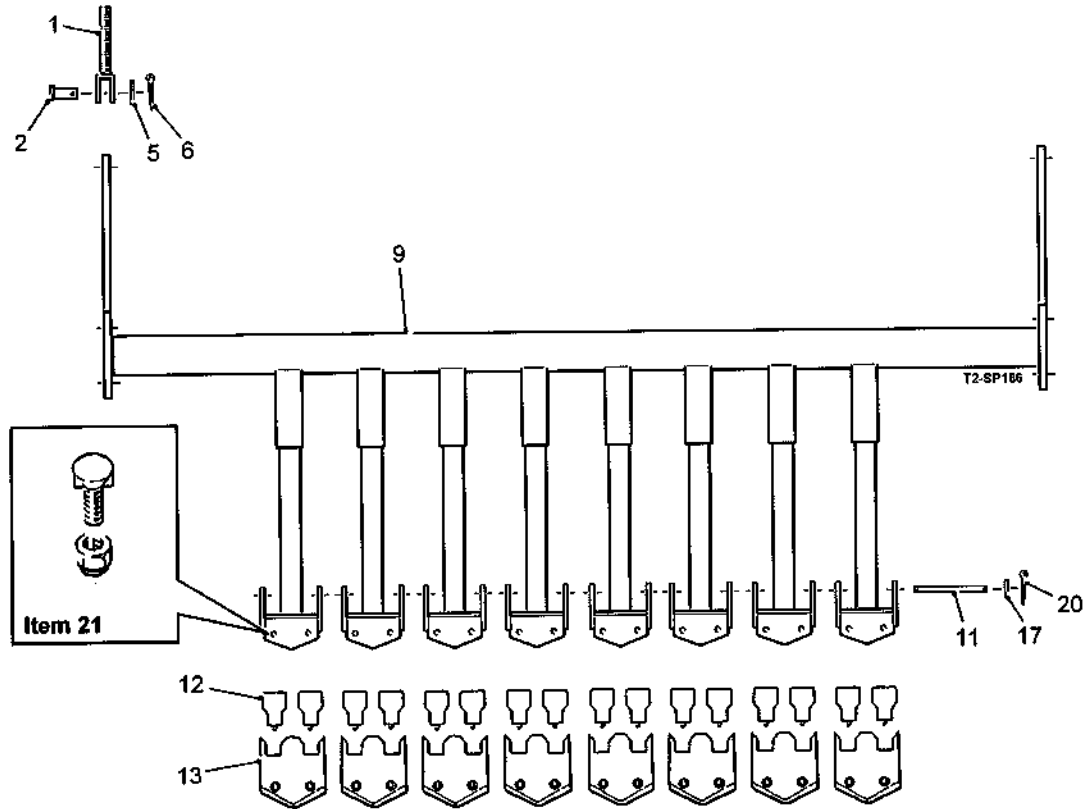
Onion Depth Wheels

Assy No RPS1013

Item	Part No.	Description	Qty.	Remarks
1				
2				
3	36013	50x50 Plastic Insert	2	
4	36216	Depth Wheel Leg Complete	2	
5				
6	43257	Clamp	2	
7				
8	46243	Wheel Complete (BMX type)	2	
9				
10	51074	Wheel Arm	2	
11	51075	Wheel Connector	4	
12	RPS1012	Depth Wheel Mounting	2	
13				
14	55122	Sensor	2	
15	55123	Sensor Mounting Arm	2	
16	55124	Pivot Pin	2	
17				
18	22012016/150	M16x150 Bolt	4	
19				
20	RPF120.116095	M16x95 Eye Bolt	4	
21				
22	0000300504	Felt Seal	4	
23				
24	6005RS	Bearing	4	
25				
26	PH408	Seal	4	

Machines from Serial No T2-168

Onion Shares



12.21a**T2 SPARE PARTS**

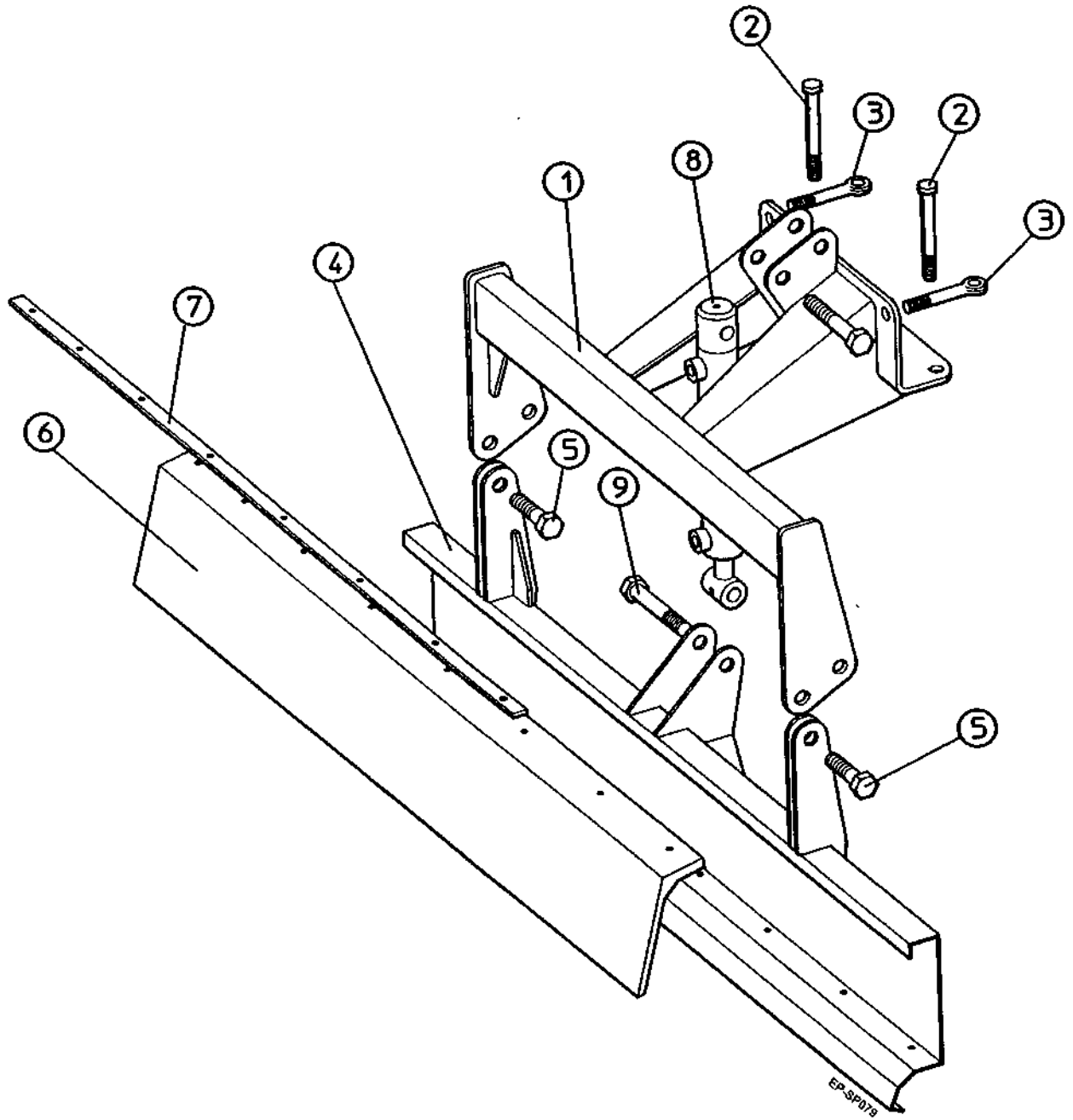
Machines from Serial No T2-168

Onion Shares

Item	Part No.	Description	Qty.	Remarks
1	RPGM100.03729	Adjuster Clevis	2	
2	RPM146.304702	Retaining Pin	2	
3				
4				
5	22046020C	M20 Flat Washer	2	
6	22078005/040	Ø5x40 Split Pin	2	
7				
8				
	RPA580.307080	8 Blade Onion Share Assembly		
		Consists Of:		
9	RPA610.306904	8 Blade Share Bar	1	
10				
11	RPGM031.00152	Stone Flap Pin	8	
12	RPGMRP001.00549	Stone Flap	16	
13	RPGMRP089.00548	Onion Share Blade	8	
14				
15				
16				
17	22046012C	M12 Flat Washer	16	
18				
19				
20	22078004/022	Ø4x22 Split Pin	16	
21	66180	M10x30 Nib Bolt c/w Nyloc Nut	16	Was 22083010/025

Machines from Serial No T2-168

Onion Baffle Assembly
Assy No RPA580.307083



12.22a**T2 SPARE PARTS**

Machines from Serial No T2-168

Onion Baffle Assembly

Assy No RPA580.307083

Item	Part No.	Description	Qty.	Remarks
1	RPA610.306856	Onion Baffle Mounting	1	
2	22012016/150	M16x150 Bolt	2	
3	RPF120.116095	M16 Eye Bolt	2	
4	RPA610.306864	Onion Baffle	1	
5	22012020/050	M20x50 Bolt	2	
6	RPGM076.00385	Flight	1	
7	RPM256.306870	Clamp Strip	1	
8	RPH871.306869	Hydraulic Ram	1	
x8	RPH512.206122	Plug Pipe Coupling	2	
x8	RPC648.081250	M8 Straight Grease Nipple	2	
9	22012020/100	M20x100 Bolt	2	
x	RPH401.302581	Hose Assembly	2	Not shown
x	10140	1/2"BSP Probe	2	Not shown
x	16441	1/2"BSPxL12 Male Stud Coupling	2	Not shown
x	11124	1/2"BSP Dowty Seal	2	Not shown